GENERAL NOTES THIS DRAWING:

1. ALL RECEPTACLES SHOWN WITHIN THE MENTAL HEALTH PORTION OF THE CONTRACT AREA SHALL BE TAMPER-RESISTANT TYPE.
2. MOUNT NEW CABLE TRAY AS CLOSE AS POSSIBLE TO NEAREST WALL. BOTTOM OF CABLE TRAY SHALL BE MOUNTED A MINIMUM DISTANCE OF 8" ABOVE CEILING ASSEMBLY.
3. SEE DRAWINGS ES403 AND ES404 FOR ADDITIONAL INFORMATION ON PATIENT WANDERING AND INTERCOM SYSTEMS.

KEYNOTES THIS DRAWING:

1. AT FIREWALL, PROVIDE THREE, THRU WALL, FIRE RATED PATHWAYS, EZ PATH SERIES 33, OR EQUIVALENT, BY 3M. PROVIDE ALL REQUIRED SUBMITTAL INFORMATION AS REQUIRED BY DIVISION 26 SPECIFICATIONS, SECTION 26 05 11 REQUIREMENTS FOR ELECTRICAL INFORMATION.

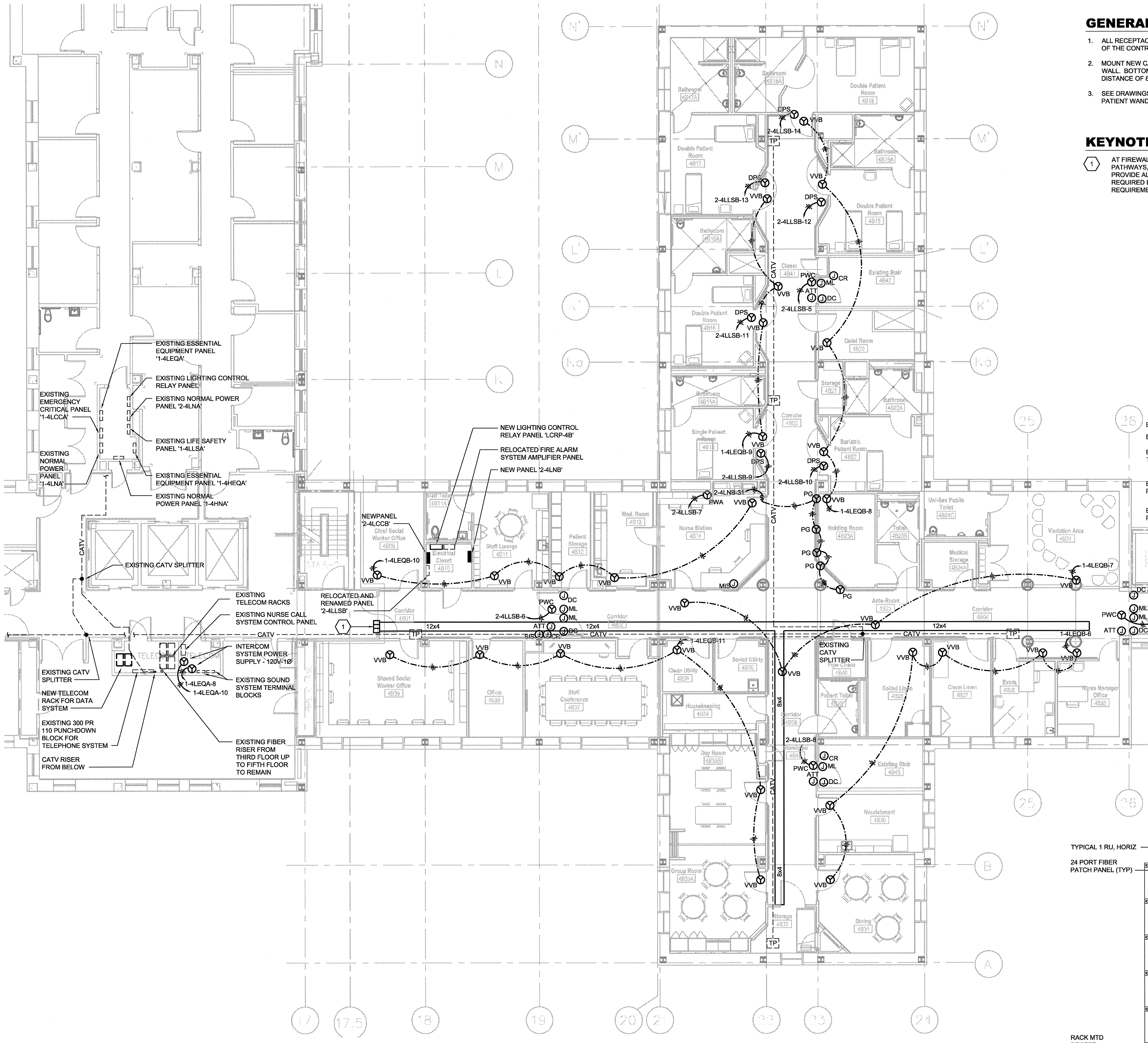

1 ELECTRICAL FOURTH FLOOR PLAN - POWER

Scale: 1/8" = 1'-0"

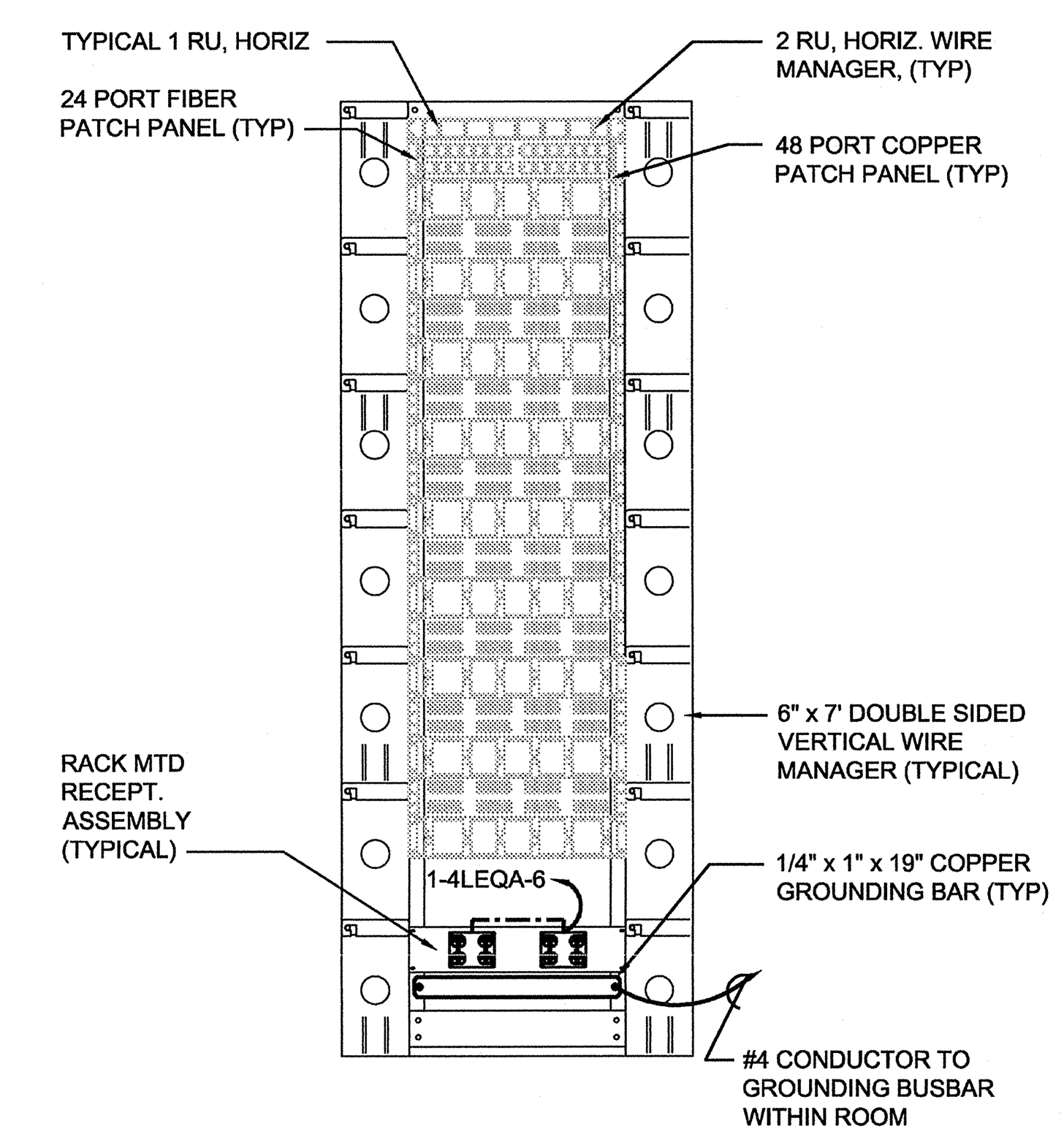

2 TELECOM RACK ELEVATION

Not to Scale

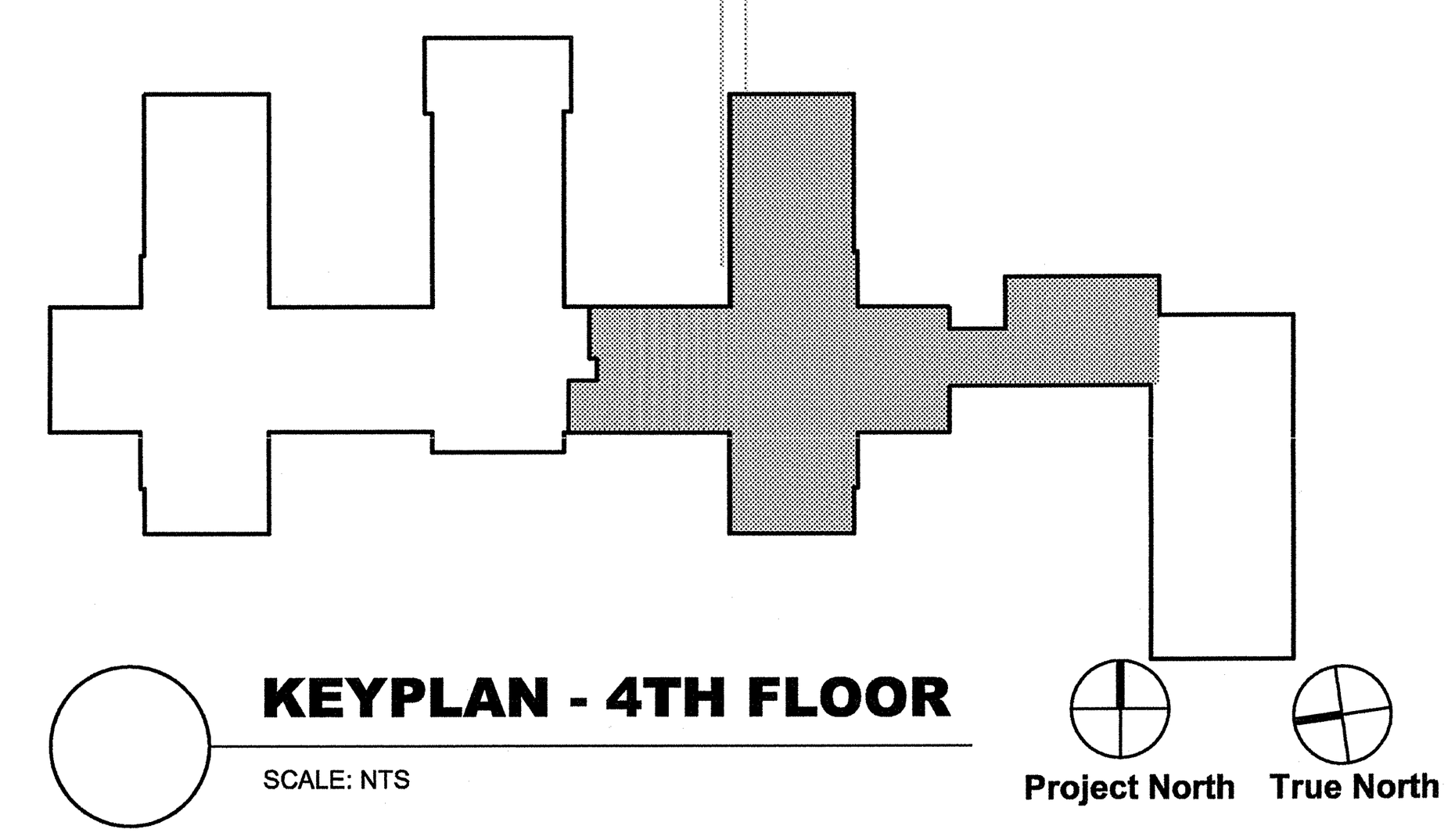

KEYPLAN - 4TH FLOOR

SCALE: NTS

100% CONSTRUCTION DOCUMENT SUBMISSION

Revisions:	Date

CONSULTANTS:

H.F. LENZ COMPANY
1407 Scalp Avenue Johnstown, PA 15904
Phone: 814-269-9300 FAX: 814-269-9301
cadd@hflenz.com www.hflenz.com
Engineers • Planners • Surveyors • Energy Consultants

TIMOTHY M. EARHART REGISTERED PROFESSIONAL ENGINEER 14738 STATE OF WEST VIRGINIA

ARCHITECT/ENGINEERS:

IKM
architecture
planning
interior design
IKM Incorporated
One PPG Place
Pittsburgh, PA 15222
412-281-1337
www.ikminc.com

Drawing Title: ELECTRICAL FOURTH FLOOR PLAN MISCELLANEOUS SYSTEMS AND ELECTRICAL CONNECTIONS

Approved: Project Director

Project Title: VA Clarksburg Inpatient Mental Health Unit

Location: VAMC Clarksburg West Virginia

Date	Checked	Drawn
15 DECEMBER 2011	TME	RJD

VA Project Number 540-11-106
IKM Project Number 11-024

Building Number

Drawing Number: ES302

Dwg. of

Office of Construction and Facilities Management

Department of Veterans Affairs

VA FORM 08-6231

three inches = one foot · one and one half inches = one foot · one inch = one foot · three quarters inch = one foot · one half inch = one foot · three eighths inch = one foot · one quarter inch = one foot · one eighth inch = one foot