

## GENERAL NOTES

1. ALL FINAL LOCATIONS AND ARRANGEMENTS OF THE LIFTING FITTINGS SHALL BE OBTAINED FROM THE ARCHITECTURAL REFLECTED CEILING PLAN.
2. EACH BRANCH CIRCUIT HOMEMAN SHALL HAVE NO MORE THAN THREE OUTLETS. EACH BRANCH CIRCUIT SHALL BE PROTECTED BY A 20 AMPERE BRANCHED INSULATED EQUIPMENT CIRCUITING CONDUCTOR.
3. EXISTING EQUIPMENT, SUCH AS LIGHTING FIXTURES, WIRING DEVICES, CONDUITS, ETC., SHOWN ON PLANS TO BE REMOVED COMPLETELY. CUT/CAP CONDUITS TO BE REMOVED COMPLETELY. REMOVE ALL EXISTING CONDUIT WITH THE WORK AREA ASSIGNED. WIRING AT THE OVERCURRENT PROTECTIVE DEVICE SHALL BE REMOVED COMPLETELY FROM THE ABANDONED CONDUITS.
4. REMOVE ALL ACCESSIBLE ABANDONED WIRING OF ALL TYPES. CAP ALL OPEN ENDS OF WIRING FOR RE-USE, IN COMPLIANCE WITH THE NATIONAL ELECTRICAL CODE.
5. MAINTAIN AND RESTORE, IF INTERRUPTED, ALL CONDUITS AND CONDUCTIONS PASSING THROUGH EXISTING WALLS, PARTITIONS AND SERVING UNDISTURBED AREAS.
6. REMOVE ELECTRICAL DEVICES, WIRING, CONDUIT, ETC. COMPLETE FROM WALL/PARTITIONS BEING REMOVED.
7. REMOVE SWITCHES LESS FROM WALLS/PARTITIONS BEING REMOVED.
8. EXISTING SPRINKLER CONTROL VALVE IS NOT SHOWN, BUT SHALL BE REMOVED IN ACCORDANCE WITH GENERAL REQUIREMENTS.




## SHEET DEMO NOTES

- (01) REMOVE EXISTING 2x4 LIGHT, SALVAGE FOR REUSE.
- (02) REMOVE EXISTING RECEPTACLE. NTS
- (03) REMOVE EXISTING DATA/TELEPHONE JACK AND WIRING.
- (04) REMOVE EXISTING SWITCH AND SWITCH LEG.
- (05) REMOVE EXISTING FLOOR MOUNTED JUNCTION BOX, CONDUIT AND WIRING.

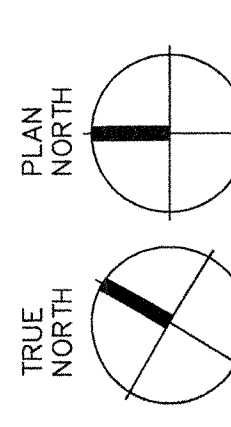
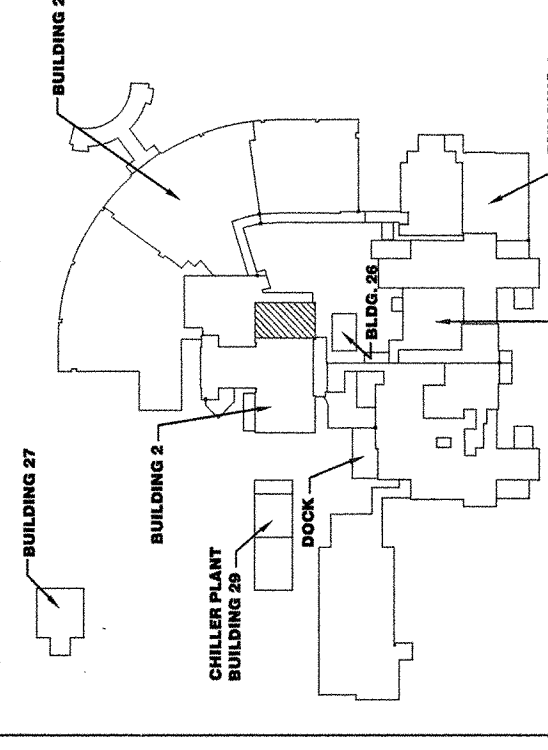
## SHEET KEYNOTES

- ① RELOCATED 244 LIGHT. PROVIDE OCCUPANCY SENSOR FOR LIGHT IN NEW CORRIDOR.
- ② PROVIDE DUPLEX RECEPTACLE IN NEW PARTITION.
- ③ CIRCUIT TO EXISTING 240/1P SPARE BREAKER IN MAIN ELECTRICAL PANEL. LABEL EXISTING BREAKER IS USED ON THE CIRCUIT DIRECTORY INSIDE PANEL.
- ④ EXISTING THE ALARM PULL STATION TO REMAIN.
- ⑤ EXISTING THE ALARM HORN/STROBE TO REMAIN.
- ⑥ THE NEW FIRE ALARM HORN/STROBE INTO EXISTING HORN/STROBE ZONE IN THIS AREA. VERIFY EXISTING HORN/STROBE ZONE IS COMPATIBLE DEVICE TO MATCH EXISTING.
- ⑦ PROVIDE NEW EXIT SIGN (WALL-TO-DUAL-LITE SERRIN, LITHONIA LENS) IN MCPIHLSEN 551.1R, 551.2R, 551.3R, 551.4R, 551.5R, 551.6R, 551.7R, 551.8R, 551.9R, 551.10R, 551.11R, 551.12R, 551.13R, 551.14R, 551.15R, 551.16R, 551.17R, 551.18R, 551.19R, 551.20R, 551.21R, 551.22R, 551.23R, 551.24R, 551.25R, 551.26R, 551.27R, 551.28R, 551.29R, 551.30R, 551.31R, 551.32R, 551.33R, 551.34R, 551.35R, 551.36R, 551.37R, 551.38R, 551.39R, 551.40R, 551.41R, 551.42R, 551.43R, 551.44R, 551.45R, 551.46R, 551.47R, 551.48R, 551.49R, 551.50R, 551.51R, 551.52R, 551.53R, 551.54R, 551.55R, 551.56R, 551.57R, 551.58R, 551.59R, 551.60R, 551.61R, 551.62R, 551.63R, 551.64R, 551.65R, 551.66R, 551.67R, 551.68R, 551.69R, 551.70R, 551.71R, 551.72R, 551.73R, 551.74R, 551.75R, 551.76R, 551.77R, 551.78R, 551.79R, 551.80R, 551.81R, 551.82R, 551.83R, 551.84R, 551.85R, 551.86R, 551.87R, 551.88R, 551.89R, 551.90R, 551.91R, 551.92R, 551.93R, 551.94R, 551.95R, 551.96R, 551.97R, 551.98R, 551.99R, 551.100R, 551.101R, 551.102R, 551.103R, 551.104R, 551.105R, 551.106R, 551.107R, 551.108R, 551.109R, 551.110R, 551.111R, 551.112R, 551.113R, 551.114R, 551.115R, 551.116R, 551.117R, 551.118R, 551.119R, 551.120R, 551.121R, 551.122R, 551.123R, 551.124R, 551.125R, 551.126R, 551.127R, 551.128R, 551.129R, 551.130R, 551.131R, 551.132R, 551.133R, 551.134R, 551.135R, 551.136R, 551.137R, 551.138R, 551.139R, 551.140R, 551.141R, 551.142R, 551.143R, 551.144R, 551.145R, 551.146R, 551.147R, 551.148R, 551.149R, 551.150R, 551.151R, 551.152R, 551.153R, 551.154R, 551.155R, 551.156R, 551.157R, 551.158R, 551.159R, 551.160R, 551.161R, 551.162R, 551.163R, 551.164R, 551.165R, 551.166R, 551.167R, 551.168R, 551.169R, 551.170R, 551.171R, 551.172R, 551.173R, 551.174R, 551.175R, 551.176R, 551.177R, 551.178R, 551.179R, 551.180R, 551.181R, 551.182R, 551.183R, 551.184R, 551.185R, 551.186R, 551.187R, 551.188R, 551.189R, 551.190R, 551.191R, 551.192R, 551.193R, 551.194R, 551.195R, 551.196R, 551.197R, 551.198R, 551.199R, 551.200R, 551.201R, 551.202R, 551.203R, 551.204R, 551.205R, 551.206R, 551.207R, 551.208R, 551.209R, 551.210R, 551.211R, 551.212R, 551.213R, 551.214R, 551.215R, 551.216R, 551.217R, 551.218R, 551.219R, 551.220R, 551.221R, 551.222R, 551.223R, 551.224R, 551.225R, 551.226R, 551.227R, 551.228R, 551.229R, 551.230R, 551.231R, 551.232R, 551.233R, 551.234R, 551.235R, 551.236R, 551.237R, 551.238R, 551.239R, 551.240R, 551.241R, 551.242R, 551.243R, 551.244R, 551.245R, 551.246R, 551.247R, 551.248R, 551.249R, 551.250R, 551.251R, 551.252R, 551.253R, 551.254R, 551.255R, 551.256R, 551.257R, 551.258R, 551.259R, 551.260R, 551.261R, 551.262R, 551.263R, 551.264R, 551.265R, 551.266R, 551.267R, 551.268R, 551.269R, 551.270R, 551.271R, 551.272R, 551.273R, 551.274R, 551.275R, 551.276R, 551.277R, 551.278R, 551.279R, 551.280R, 551.281R, 551.282R, 551.283R, 551.284R, 551.285R, 551.286R, 551.287R, 551.288R, 551.289R, 551.290R, 551.291R, 551.292R, 551.293R, 551.294R, 551.295R, 551.296R, 551.297R, 551.298R, 551.299R, 551.300R, 551.301R, 551.302R, 551.303R, 551.304R, 551.305R, 551.306R, 551.307R, 551.308R, 551.309R, 551.310R, 551.311R, 551.312R, 551.313R, 551.314R, 551.315R, 551.316R, 551.317R, 551.318R, 551.319R, 551.320R, 551.321R, 551.322R, 551.323R, 551.324R, 551.325R, 551.326R, 551.327R, 551.328R, 551.329R, 551.330R, 551.331R, 551.332R, 551.333R, 551.334R, 551.335R, 551.336R, 551.337R, 551.338R, 551.339R, 551.340R, 551.341R, 551.342R, 551.343R, 551.344R, 551.345R, 551.346R, 551.347R, 551.348R, 551.349R, 551.350R, 551.351R, 551.352R, 551.353R, 551.354R, 551.355R, 551.356R, 551.357R, 551.358R, 551.359R, 551.360R, 551.361R, 551.362R, 551.363R, 551.364R, 551.365R, 551.366R, 551.367R, 551.368R, 551.369R, 551.370R, 551.371R, 551.372R, 551.373R, 551.374R, 551.375R, 551.376R, 551.377R, 551.378R, 551.379R, 551.380R, 551.381R, 551.382R, 551.383R, 551.384R, 551.385R, 551.386R, 551.387R, 551.388R, 551.389R, 551.390R, 551.391R, 551.392R, 551.393R, 551.394R, 551.395R, 551.396

## SYMBOLS LEGEND

-  RECEPTACLE, DUPLEX
-  PANELBOARD CABINET, SURFACE MOUNTED
-  EXIT SIGN, CEILING MOUNTED WITH DIRECTIONAL ARROWS AND FACES AS SHOWN
-  DUAL TECHNOLOGY CEILING MOUNTED

## KEY PLAN



100% CONSTRUCTION DOCUMENTS  
FULLY SPRINKLERED

Number <b>4-10-102</b> Request Number: 115020	Number <b>2 &amp; 21</b>	Number <b>2-ES 1</b>
-----------------------------------------------------	-----------------------------	-------------------------

Project Title	A&E to Connect Clinical Addition to Patient Dining	
	Veterans Affairs Medical Ctr	
Location	Fayetteville, AR	
Date	March 02, 2012	Drawn
		DF

Drawing Title: **ELECTRICAL PLAN**

Approved: Project Director

\_\_\_\_\_

\_\_\_\_\_

\_\_\_\_\_

\_\_\_\_\_

**ARCHITECT / ENGINEERS:**

**gln**

**ARCHITECTS ENGINEERS**

300 SOUTH JEFFERSON AVE. / SUITE 300  
SPRINGFIELD, MISSOURI  
PHONE: 417-493-1773 FAX: 417-493-1714

CONSULTANTS:

[illegible]