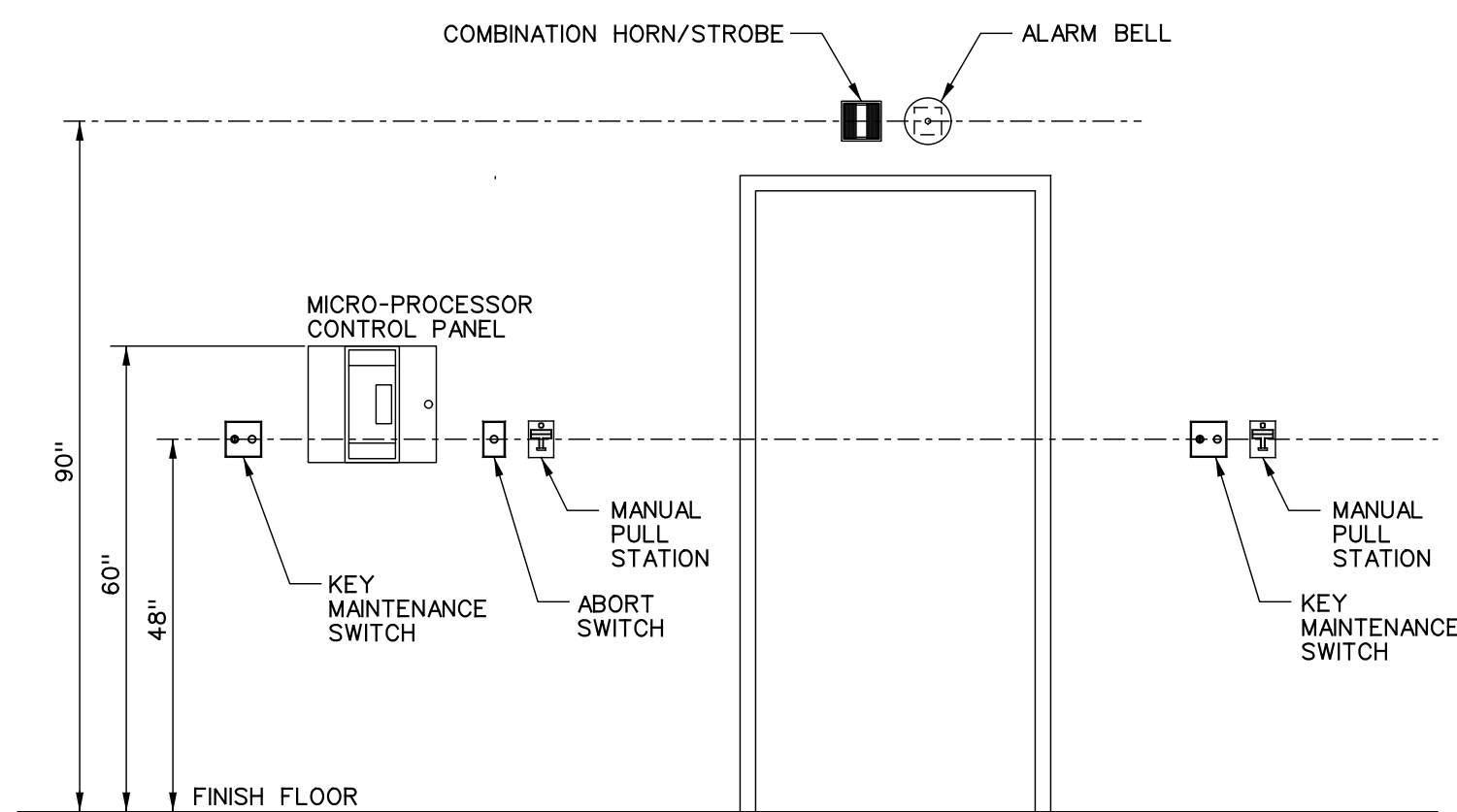
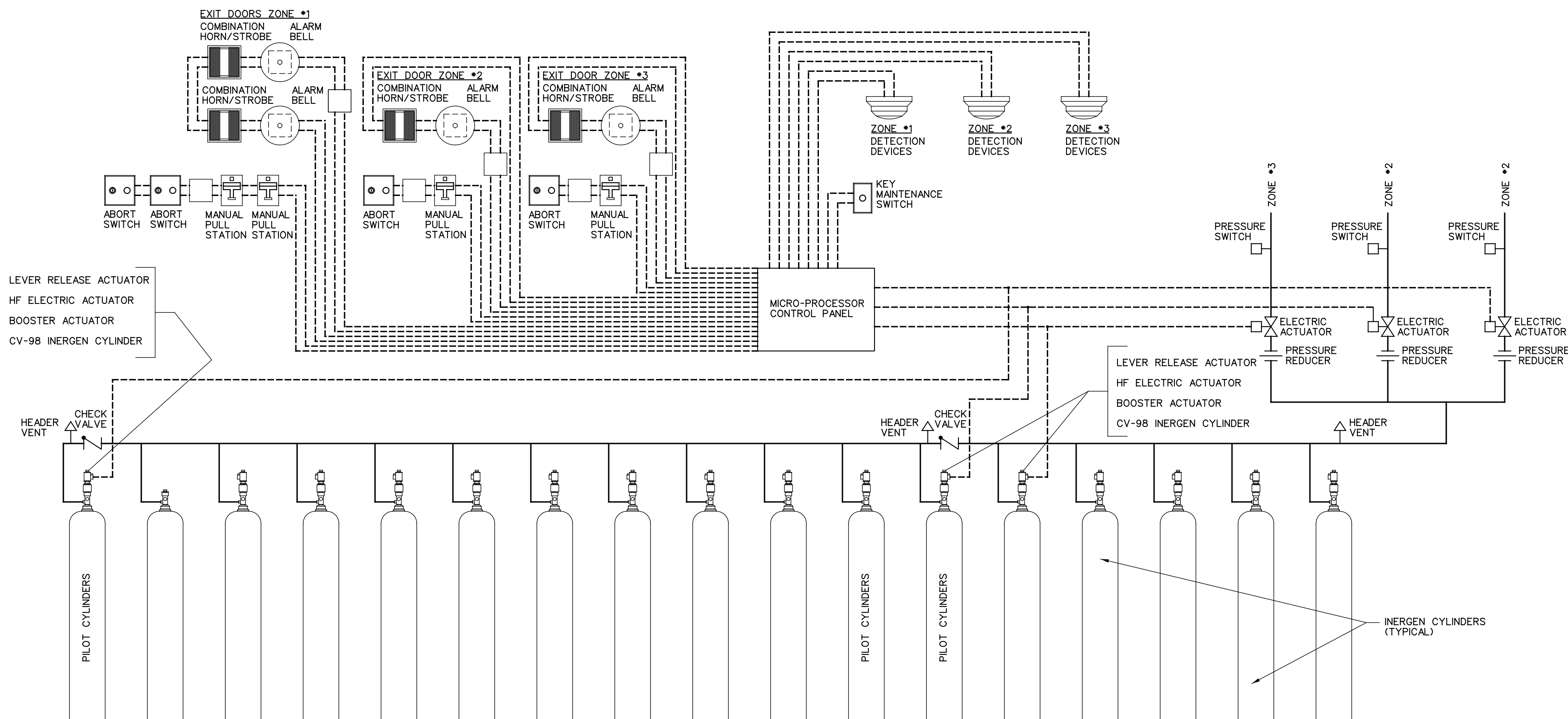


INTERGEN CYLINDER SUPPORT DETAIL
NO SCALE



MOUNTING HEIGHT DETAIL
NO SCALE



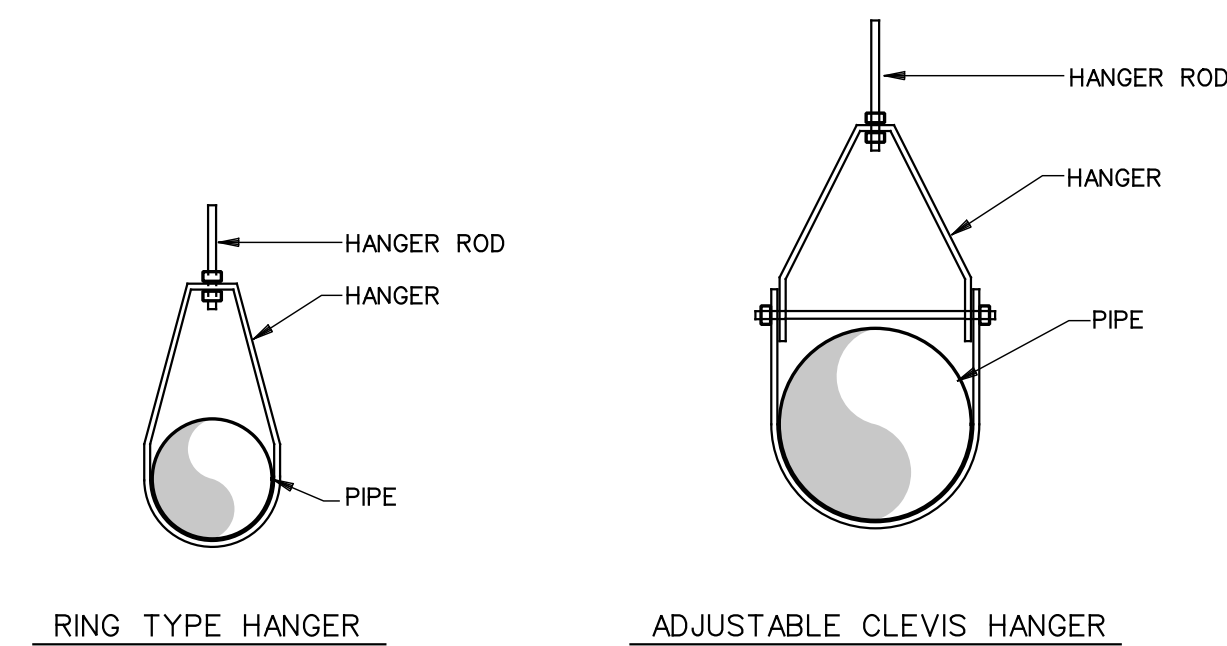
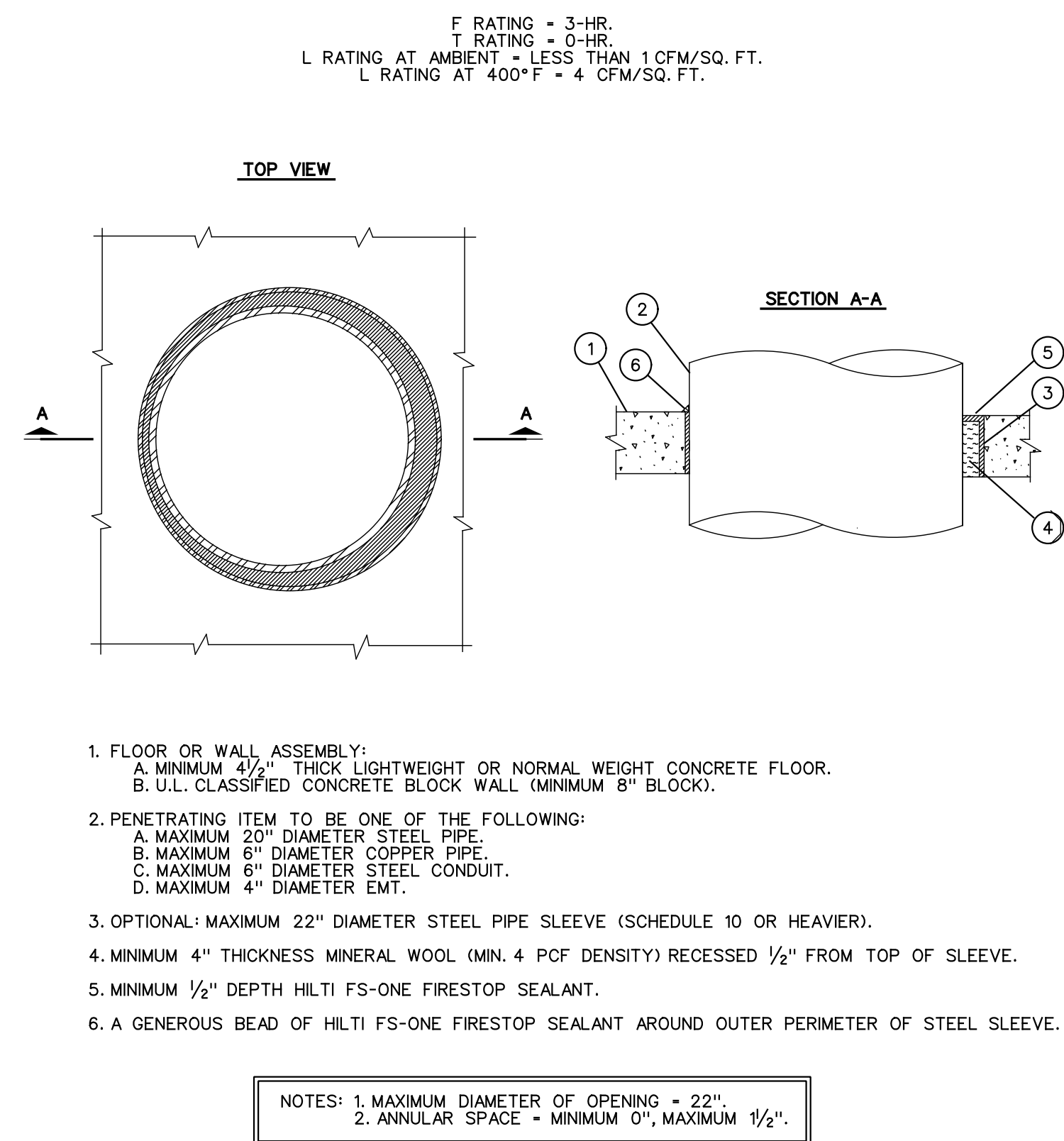
INTERGEN SYSTEM SCHEMATIC
NO SCALE

FIRE PROTECTION LEGEND	
<ul style="list-style-type: none"> 360° DISTRIBUTION NOZZLE 360° DISTRIBUTION NOZZLE UNDER RAISED FLOOR PHOTOELECTRIC SMOKE DETECTOR PHOTOELECTRIC SMOKE DETECTOR UNDER RAISED FLOOR COMBINATION HORN/SSTROBE ALARM BELL MANUAL PULL STATION ABORT SWITCH (OR) KEY MAINTENANCE SWITCH 	<ul style="list-style-type: none"> FIRE PROTECTION PIPING TO BE REMOVED ON DEMOLITION DRAWING FIRE PROTECTION PIPING TO REMAIN CONTROL VALVE (LISTED INDICATING VALVE) PIPE ELBOW RISER UP RISER DOWN BRANCH UP BRANCH DOWN BLIND FLANGE CAP CONNECTION OF NEW INTO EXISTING
<ul style="list-style-type: none"> FIRE PROTECTION PIPING FIRE PROTECTION PIPING UNDER RAISED FLOOR CONTROL WIRING 	

NOTE:
THE FIRE PROTECTION CONTRACTOR SHALL USE THE SYMBOLS IN THIS LEGEND TO INDICATE THE TYPE AND LOCATION OF SPRINKLER ON THEIR "WORKING PLANS".

FIRE PROTECTION ABBREVIATIONS			
AFF	ABOVE FINISH FLOOR	FF	FINISH FLOOR
CLG.	CEILING	FLR.	FLOOR
CONN.	CONNECTION	FP	FIRE PROTECTION
CONT.	CONTINUATION	LOC.	LOCATION
CONTR.	CONTRACTOR	MC	MECHANICAL CONTRACTOR
DN.	DOWN	O S & Y	OUTSIDE STEM AND YOKE
DWG.	DRAWING	SPKR.	SPRINKLER
EA.	EACH	TYP.	TYPICAL
FDC	FIRE DEPARTMENT CONNECTION		

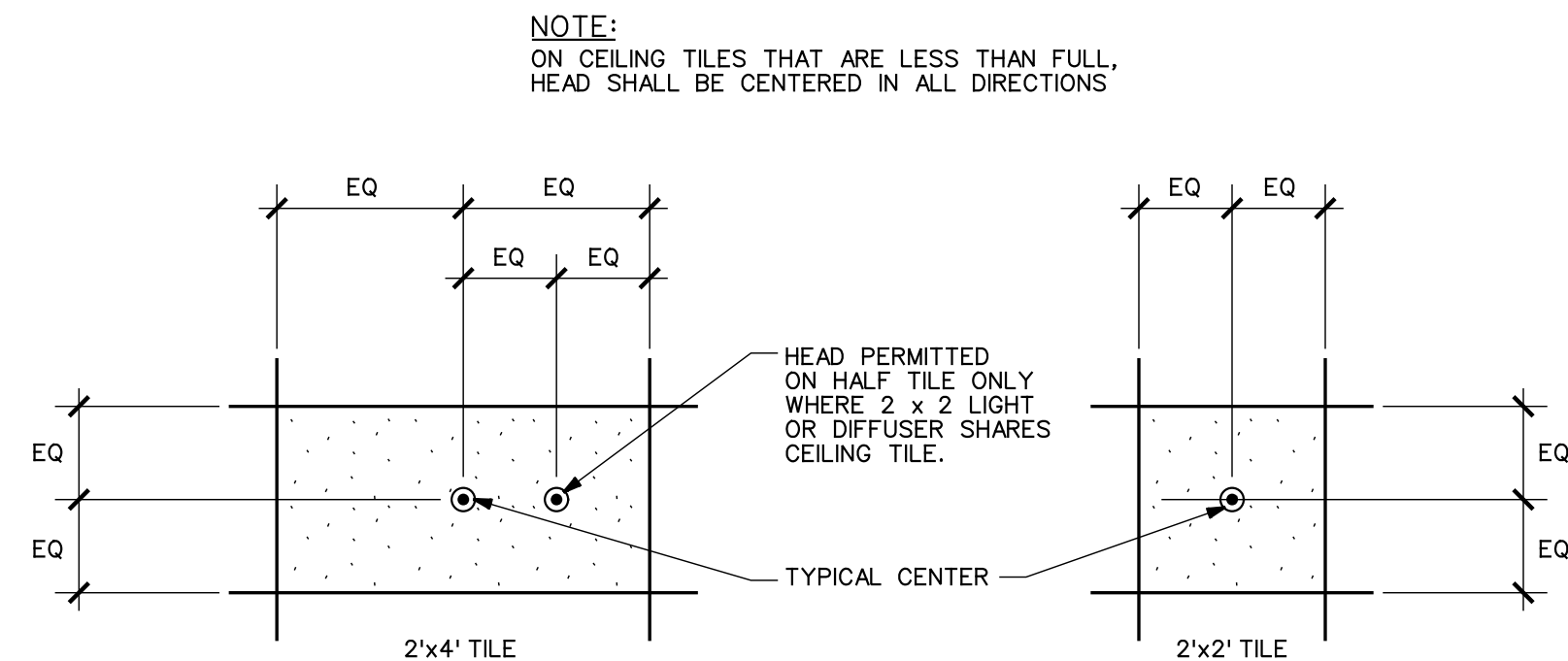
U.L. SYSTEM NO. CAJ1155
METAL PIPE THROUGH A SLEEVE IN CONCRETE FLOOR OR WALL



		MAXIMUM PIPE / TUBING SUPPORT SPACING, FEET									
NOM. SIZE	THRU 3/4"	1	1 1/4	1 1/2	2	2 1/2	3	4	6		
PIPE	7 FT.	7	7	9	10	11	12	14	17		
TUBING	5 FT.	6	7	8	8	9	10	12	14		

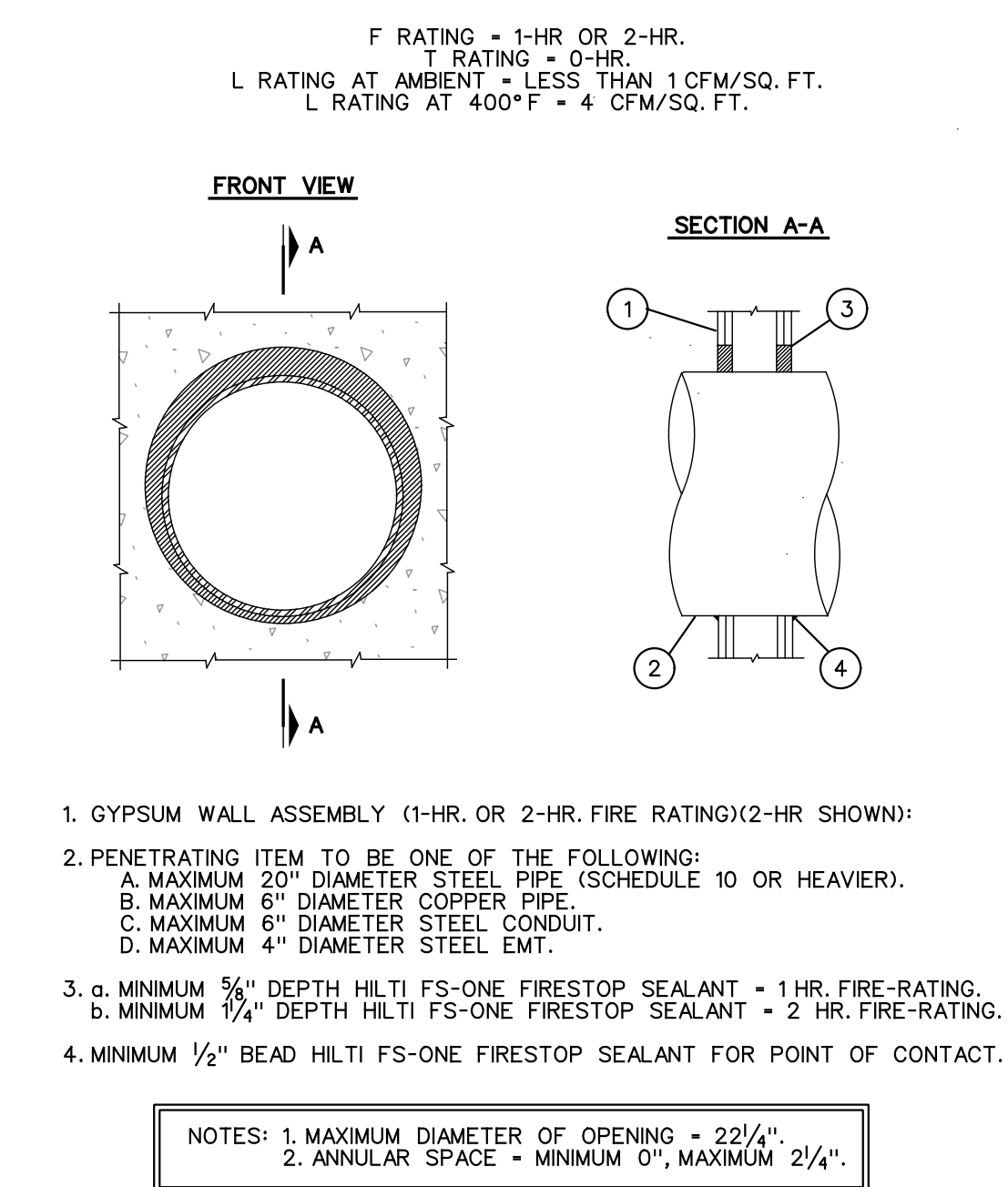
TYPICAL PIPE HANGER DETAILS
NO SCALE

NOTE: SEE SPECIFICATION SECTION 15140 FOR HANGER SPACING AND ROD DIAMETER.



CEILING TILE DETAIL
NO SCALE

U.L. SYSTEM NO. WL1054
METAL PIPE THROUGH GYPSUM WALL ASSEMBLY



100% SUBMISSION

**COMPREHENSIVE
ENGINEERING**

4653 Plainfield Avenue, NE
Grand Rapids, MI 49505
Phone (616) 365-9933
Fax (616) 365-9937
CE #10087

APPROVED: DIRECTOR	APPROVED: CHIEF, SPD	APPROVED: CHIEF, PROJECT SECTION	VA PROJECT NAME: Information Management Safety & Security Upgrades	DRAWING TITLE: FIRE PROTECTION DETAILS
APPROVED: ASSOCIATE DIRECTOR	APPROVED: PROTECTIVE SERVICE	APPROVED:	VA PROJECT NUMBER: 515-10-120	VA PROJECT NUMBER: 10087
APPROVED: CHIEF OF STAFF	APPROVED: INDUSTRIAL HYGIENIST	APPROVED:	DATE: 15 FEB 2011	PLOT SCALE: NO SCALE
APPROVED: CHIEF, FACILITIES MANAGEMENT SERVICE	APPROVED: SAFETY MANAGER	APPROVED:	BUILDING NUMBER: 157	A/E PROJECT NUMBER: 10087
			LOCATION: BATTLE CREEK VAMC	DWG: F3 OF 11

DEPARTMENT OF
VETERANS AFFAIRS