

RENOVATE FOR  
MAILROOM, B-103

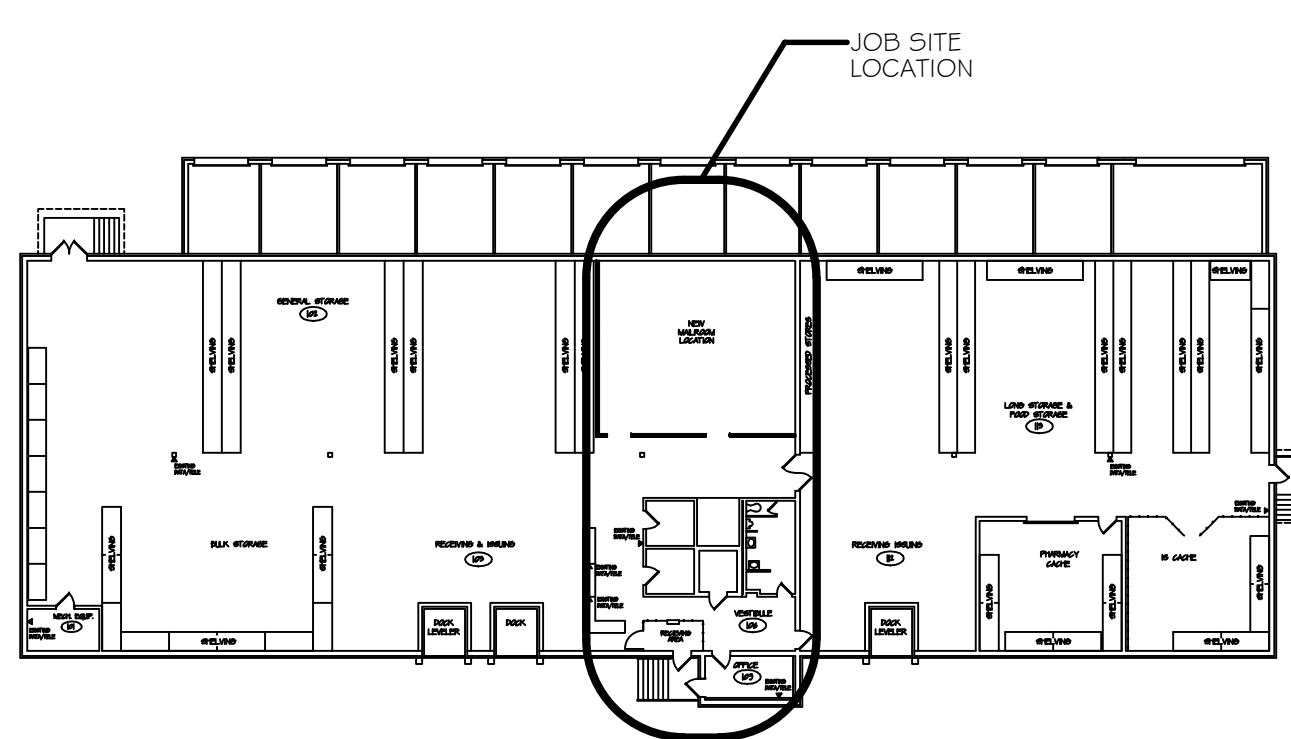
PROJECT NO. 528A6-12-625

V.A. MEDICAL CENTER

BATH, NEW YORK 14810




## LIST OF DRAWINGS

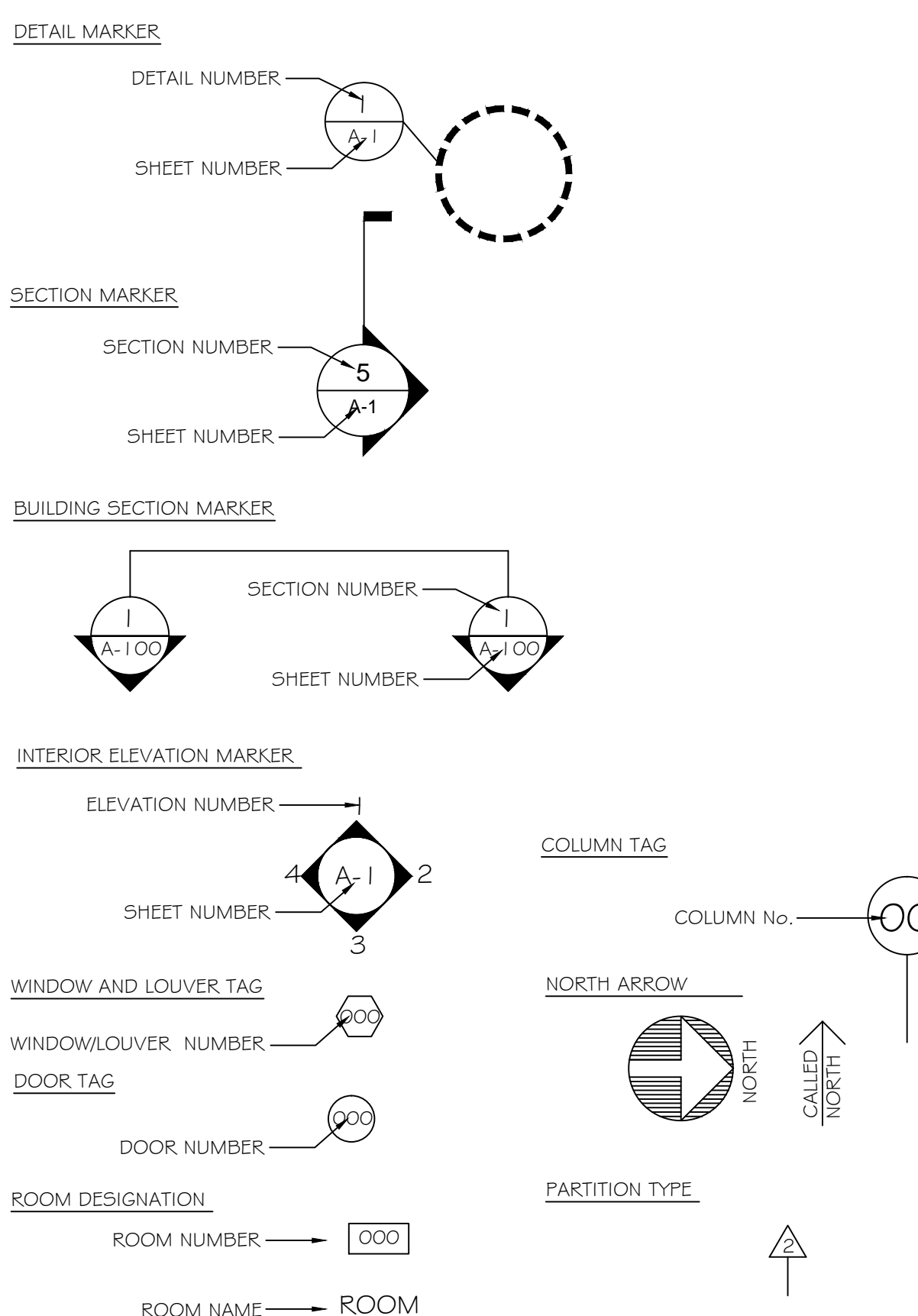
<u>DRAWING NO.</u>	<u>SYMBOL</u>	<u>SHEET</u>	<u>TITLE</u>
VAMC-528AG-1733	T-1	1 OF 3	COVER SHEET
VAMC-528AG-1733	A-1	2 OF 3	PLANS, DETAILS & GENERAL NOTES
VAMC-528AG-1733	A-2	3 OF 3	SECTIONS & DETAILS



FLOOR PLAN, B-10  
NOT TO SCALE

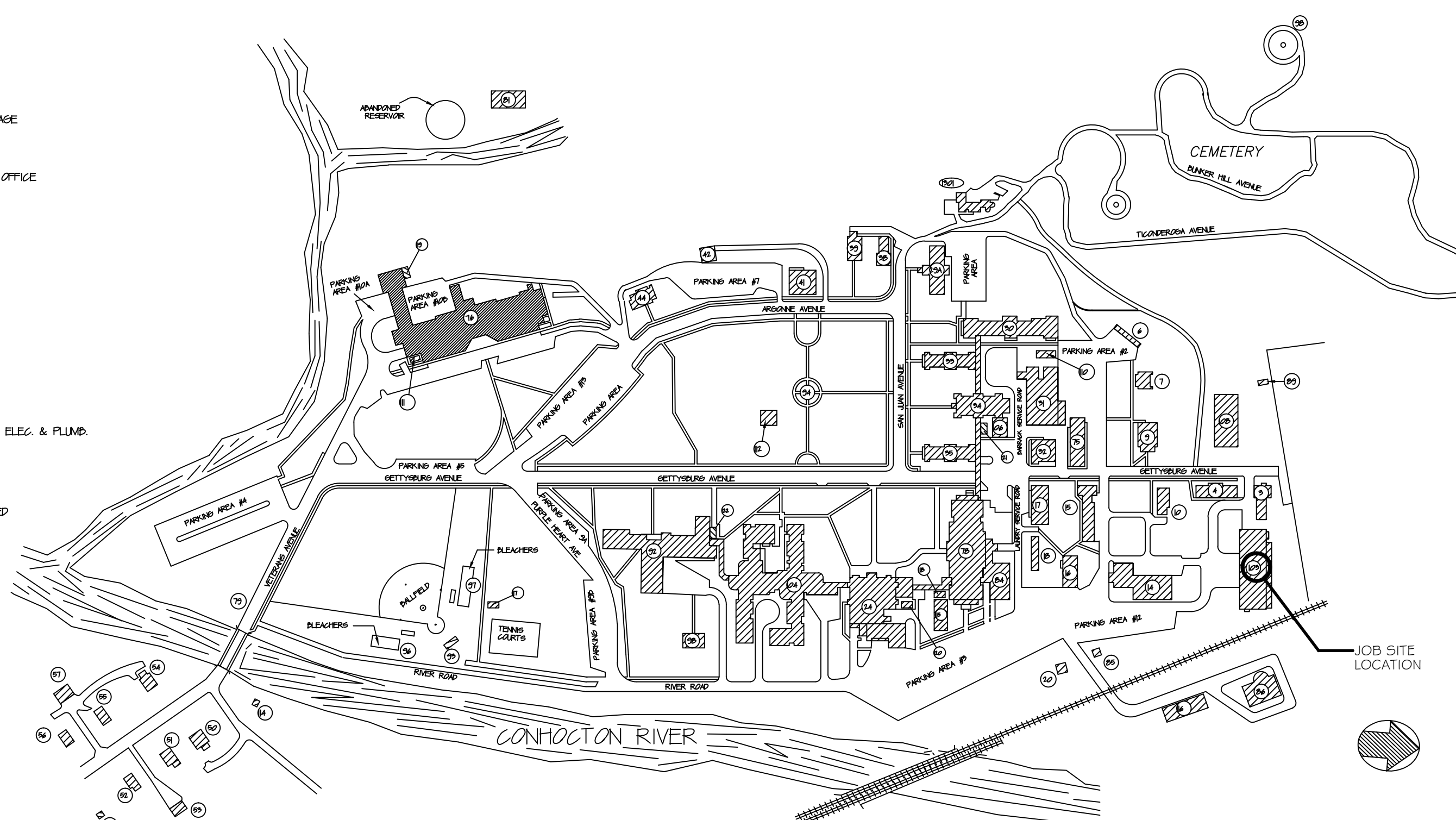
## ABBREVIATIONS AND SYMBOLS

AC	ANCHOR BOLT	EA	EACH	MAT	MATERIAL	T	TOILET
ACC	AIR CONDITIONING	EL	ELEVATION	MAX	MAXIMUM	T/	TOP OF
ADD	ACQUSTICAL CEILING TILE	ELEV	ELECTRIC	MECH	MECHANICAL	TH	THICK/ THICKNESS
ADJ	ADDITIONAL	ELEV	ELEVATION	MFR	MANUFACTURER	T4G	TONGUE & GROOVE
ALT	ADJUSTABLE	EQ	EQUAL	MH	MAN HOLE	TOP	TOP OF FOOTING
AF	ABOVE FINISH FLOOR	EW	EACH WAY	MIN	MINIMUM	TOS	TOP OF STEEL
ALL	ALTERNATE	EXT	EXTERIOR	MO	MACHINERY OPENING	TOW	TOP OF WALL
ALU	ALUMINUM	EXG	EXISTING	MTL	METAL	TYF	TYPICAL
ARCH	ARCHITECTURAL						
ASPH	ASPHALT	FBGL	FIBERGLASS	NIC	NOT IN CONTRACT	UNO	UNLESS NOTED OTHERWISE
		FD	FLOOR DRAIN	NTS	NOT TO SCALE		
B	BOTTOM of	FFE	FINISH FLOOR ELEVATION	OC	ON CENTER	VB	VAPOR BARRIER
BO	BOARD	FIN	FIN	OHG	OVERHEAD DOOR	VCT	VINYL COMPOSITION TILE
BL	BUILDING LINE	FLN	FLOOR	OPND	OPENING	VERT	VERTICAL
BLDG	BUILDING	FRD	FOUNDATION				
BLK	BLOCK	FF	FIREPLACE				
BLKG	BLOCKING	FR	FAMILY ROOM	PL	PLATE	W	WIDE/ WIDTH
BP	BEARING PLATE	FTG	FOOTING	PSP	POUNDS PER SQUARE FOOT	W/	WITH
BR	BEDROOM			PSI	POUNDS PER SQUARE INCH	WC	WATER CLOSET
BSMT	BASEMENT	GC	GENERAL CONTRACTOR	PT (D)	PAINT (ED)	WO	WOOD
BTWN	BETWEEN	GL	GLASS	PWD	PLYWOOD	WND	WINDOW
BRG	BEARING	GLU	GLUE and NAIL			WNM	WELDED WIRE MESH
		GWB	GYPNUM WALL BOARD	RA	RETURN AIR		
CB	CATCH BASIN	GP	GYPNUM	RD	ROOF DRAIN		
CC	CENTER TO CENTER			REF	REFERENCE		EXISTING WALLS
CEM	CEMENT	H	HIGH	REINF	REINFORCING		NEW PARTITIONS
CG	CORNER GUARD	HC	HOLLOW CORE	REQD	REQUIRED		
CJ	CONSTRUCTION JOINT or CONTROL JOINT	HDR	HEADER	RM	RIGHT HAND		
CLG	CEILING	HDW	HARDWARE	R1	ROOM		
CMU	CONCRETE MASONRY UNIT	HGT	HEIGHT	R2	ROUGH OPENING		ITEMS TO BE DEMOLISHED
COL	COLUMN	HM	HOLLOW METAL	R/S	ROUGH SAWN		
COMP	COMPACTED)	HORZ	HORIZONTAL				
CONC	CONCRETE	H.P.	HIGH POINT	SC	SOLID CORE		
CONST	CONSTRUCTION	H.R.	HANDRAIL	SCWD	SOLID CORE WOOD DOOR		
CONT	CONTINUOUS	HW	HOT WATER	SD	SMOKE DETECTOR		
COORD	COORDINATE			5F	SQUARE FEET		
CTT	CARPET	INS	INSULATION	SF	SUB-FLOOR		
CR5	COURSE	INT	INTERIOR	SPLR	SIMILAR		
CT	CERAMIC TILE			SIM	SIMILAR		
		JAN.	JANITORIAL	SL	SLOPE		
D	DEEP/ DEPTH	JOIST	JOIST	SOG	SLAB-ON-GRADE		
DBL	DOUBLE	JST	JOINT	SPEC	SPECIFICATIONS		
DET	DETAIL	JT	JOINT	STL	STEEL		
DF	DOUGLAS FIR	K	KITCHEN	STR	STRUCTURAL		
DIA	DIAMETER			SV	SHEET VINYL FLOORING		
DIM	DIMENSION						
DTL	DETAIL	LF	LINEAR FEET				
DW	DISHWASHER	LH	LEFT HAND				
DWG	DRAWING	LOC	LOCATION				
		LVL	LAMINATED VENEER LUMBER				



## BUILDING SCHEDULE

3 EQUIPMENT STORAGE  
 4 LUMBER SHED  
 5 HEAVY DUTY TRUCK  
 6 TROOPING HORSE  
 7 ENGINEERING OFFICE  
 8 QUARTERS  
 9 THE EXPERIMENT & CHARGE  
 10 DUNGEON, GUN REPAIR, MASONRY STORAGE  
 11 ENGINEERING OFFICE  
 12 LUNNETY  
 13 GORST LUNN  
 14 GEVER - PUMP HOUSE  
 15 GUN, PIANO, GUN, KITCHEN & POST OFFICE  
 16 SECTION 4  
 17 SECTION 4 - ADMINISTRATION BUILDING  
 18 POLES PLANT  
 19 SECTION 4 - PHYSIOLOGY, PSYCHOLOGY,  
 20 SOCIAL, WORK SERVICE  
 21 SECTION 4  
 22 SECTION 4 - DANCERY  
 23 SECTION 4 - GARTER  
 24 GUNMAN SERVICE OFFICE  
 25 MAIN GARAGE  
 26 IS - SUPPLY, FISCAL  
 27 MUSEUM  
 28 VOLUNTARY SERVICE, STATION POLICE  
 29 QUARTERS  
 30 QUARTERS  
 31 THREE CAR GARAGE  
 32 QUARTERS  
 33 QUARTERS  
 34 QUARTERS  
 35 QUARTERS  
 36 ENGINEERING SHOPS & STORAGE-PAINT, ELEC. & PLUMB  
 37 SECTION 2 - NIGLU  
 38 UNDERGROUND RESERVOIR  
 39 HEAVY DUTY TRUCK THERAPY  
 40 MATERIALS - NOT USED  
 41 MATERIALS - NOT USED  
 42 ENGINEERING STORAGE  
 43 ENGINEERING STORAGE  
 44 FIELD HOUSE  
 45 GROUND - PLAD POLE  
 46 GUNNETY FLAG POLE  
 47 ENGINEERING - EAST  
 48 READER'S - NORTH  
 49 CONCRETE POND, AREA  
 50 SUPPLY HARDWARE  
 51 BOWLING  
 52 CANTEN PATIO  
 53 HEAVY EQUIPMENT STORAGE  
 54 ENVS STORAGE BUILDING  
 55 WORKING STUDIES  
 56 GAZEBO  
 57 NEWER HOUSE  
 58 GAZED HOUSE \*  
 59 NEW GREENHOUSE  
 60 MEADOW YARD  
 61 FIELD HOUSE STORAGE  
 62 GREEN HOUSE STORAGE  
 63 SHARK SHELTER (ANNO)  
 64 SHARKING SHELTER (DOA)  
 65 SHARKING SHELTER (DOA)  
 66 SHARKING SHELTER (DOA)  
 67 SHARKING SHELTER (DOA)  
 68 SHARKING SHELTER (DOA)  
 69 SHARKING SHELTER (DOA)



SITE PLAN  
NOT TO SCALE

STATION PLOT PLAN

					WORK TO BE IN ACCORDANCE WITH N.F.P.A., NATIONAL, STATE AND CITY CODES & O.S.H.A.	Approved: A.F.G.E. _____ Date _____	Approved: Fire Chief _____ Date _____	Approved: Energy Engineer _____ Date _____	Drawing Title <b>COVER SHEET</b>	Project Title <b>RENOVATE FOR MAILROOM, B-103</b>	Date <b>02/29/2012</b>	V.A.V.				
					Approved: Logistics Manager. _____ Date _____	Approved: Interior Designer _____ Date _____	Approved: Safety Officer _____ Date _____	Approved: M&R Foreman _____ Date _____			Project No. <b>528A6-12-625</b>					
					Approved: Infection Control Mgr. _____ Date _____	Approved: Info. Sys. _____ Date _____	Approved: GEMS Coordinator _____ Date _____	_____ Date _____			Approved: Engineering Project Manager _____ Date _____		Building No. <b>103</b>	Checked <b>JAY</b>	Drawn <b>JHH</b>	DRAWING NO. <b>VAMC-528A6-1733</b>
					Approved: Chief Security _____ Date _____	Approved: Associate Director _____ Date _____	Approved: <u>MVAC</u> Careline Manager _____ Date _____	_____ Date _____			Approved: Medical Center Director _____ Date _____		Location <b>BATH, NEW YORK</b>	Dwg. <b>1</b> Of <b>3</b>		
Revisions	Date															