

**DEPARTMENT OF VETERANS AFFAIRS
VHA MASTER SPECIFICATIONS**

**TABLE OF CONTENTS
Section 00 01 10**

	DIVISION 00 - SPECIAL SECTIONS	DATE
00 01 15	List of Drawing Sheets	09-11
00 80 00	Geotechnical Exploration	
	DIVISION 01 - GENERAL REQUIREMENTS	
01 00 00	General Requirements	06-11
01 33 23	Shop Drawings, Product Data, and Samples	11-08
01 45 29	Testing Laboratory Services	05-09
01 74 19	Construction Waste Management	09-10
	DIVISION 02 - EXISTING CONDITIONS	
02 41 00	Demolition	06-10
	DIVISION 03 - CONCRETE	
03 30 53	Cast-in-Place Concrete	11-08
	DIVISION 04 - MASONRY	
04 05 13	Masonry Mortaring	09-11
04 05 16	Masonry Grouting	09-11
04 20 00	Unit Masonry	09-11
	DIVISION 05 - METALS	
05 50 00	Metal Fabrications	09-11
	DIVISION 07 - THERMAL AND MOISTURE PROTECTION	
07 21 13	Thermal Insulation	03-09
07 84 00	Firestopping	10-11
07 92 00	Joint Sealants	12-11
	DIVISION 08 - OPENINGS	
08 11 13	Hollow Metal Doors and Frames	02-09
08 71 00	Door Hardware	09-11
	DIVISION 09 - FINISHES	
09 22 16	Non-Structural Metal Framing	07-10
09 29 00	Gypsum Board	02-12
09 91 00	Painting	04-09
	DIVISION 22 - PLUMBING	

22 00 60	Plumbing Demolition	
22 05 11	Common Work Results for Plumbing	04-11
22 07 11	Plumbing Insulation	05-11
	DIVISION 23 - HEATING, VENTILATING, AND AIR CONDITIONING (HVAC)	
23 00 60	Mechanical Demolition	
23 05 11	Common Work Results for HVAC and Steam Generation	11-10
	DIVISION 26 - ELECTRICAL	
26 05 11	Requirements for Electrical Installations	09-10
26 05 12	Electrical Demolition	
26 05 21	Low-Voltage Electrical Power Conductors and Cables (600 Volts and Below)	09-10
26 05 26	Grounding and Bonding for Electrical Systems	09-10
26 05 33	Raceway and Boxes for Electrical Systems	09-10
	DIVISION 31 - EARTHWORK	
31 23 23.33	Lean Concrete Fill	04-05
31 32 16	Chemical Treatment Soil Stabilization	

SECTION 00 01 15
LIST OF DRAWING SHEETS

The drawings listed below accompanying this specification form a part of the contract.

<u>Drawing No.</u>	<u>Title</u>
	<u>GENERAL</u>
X1	Cover Sheet
	<u>ARCHITECTURAL</u>
A1	Basement Demolition and Remodeling Plans
	<u>STRUCTURAL</u>
S1	Foundation Plan, Sections and Details
	<u>MECHANICAL</u>
M1	Basement Demolition and Remodeling Plans
	<u>ELECTRICAL</u>
E1	Basement Demolition and Remodeling Plans - Electrical
	- - - END - - -

Dynamic Cone Penetrometer and Hand-Auger Boring

Service Date: 02/28/12

Report Date: 02/29/12



Client

Bob Dura
Solien & Larson Engineers
3330 Fiechter Dr., Suite 206
Fargo, ND 58103-2321

Project

Generator Room Slab, V.A. Hospital
Fargo, North Dakota

Project No. M1121014

At your request, we have completed the dynamic cone penetrometer (DCP) testing and hand auger boring at the above project. The purpose of our field work was to determine the soil profile and relative stiffness of the soils below the generator room that has experienced distress from possible soil movement. DCP testing was performed in accordance used, with ASTM D 6951 using the 10.1 lb hammer. Estimated bearing capacity based on equations adapted from the Portland Cement Association and the relationship between the CBR (California Bearing Ratio) and bearing capacity.

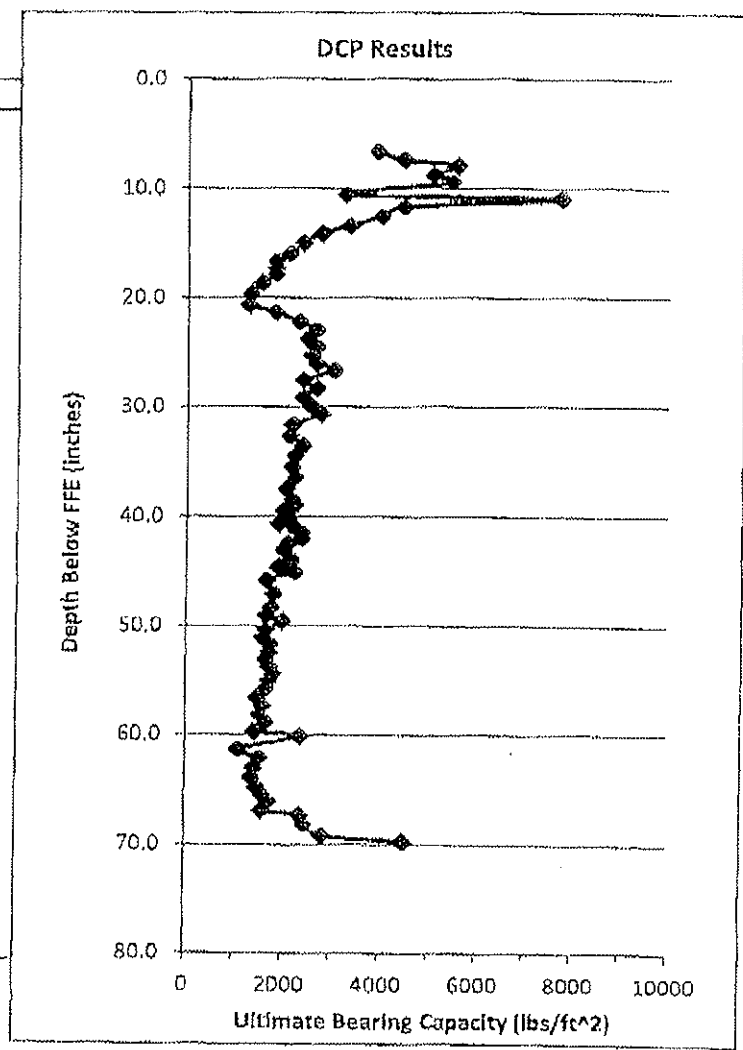
Boring Strata Description

4-1/8" concrete over a polyethylene vapor retarder
Fill - Sand - Brown, fine to medium grained with a little gravel, relatively dry and loose to end of boring.

Terminated boring at approximately 103" because of excessive cave-in.

Report Distribution

Solien & Larson Engineers - email

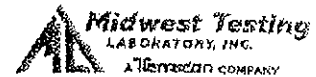


Reviewed by:

Gregory A. Johnson, P.E.

Dynamic Cone Penetrometer and Hand-Auger Boring

Service Date: 01/20/12
Report Date: 01/24/12



Client

Bob Dura
Solien & Larson Engineers
3330 Picotner Dr., Suite 206
Fargo, ND 58103-2321

Project

Generator Room Slab, V.A. Hospital
Fargo, North Dakota

Project No. M1121014

At your request, we have completed the dynamic cone penetrometer (DCP) testing and hand auger boring at the above project. The purpose of our field work was to determine the soil profile and relative stiffness of the soils below the generator room that has experienced distress from possible soil movement. DCP testing was performed in accordance used, with ASTM D 6951 using the 10.1 lb hammer. Estimated bearing capacity based on equations adapted from the Portland Cement Association and the relationship between the CBR (California Bearing Ratio) and bearing capacity.

Boring Strata Description

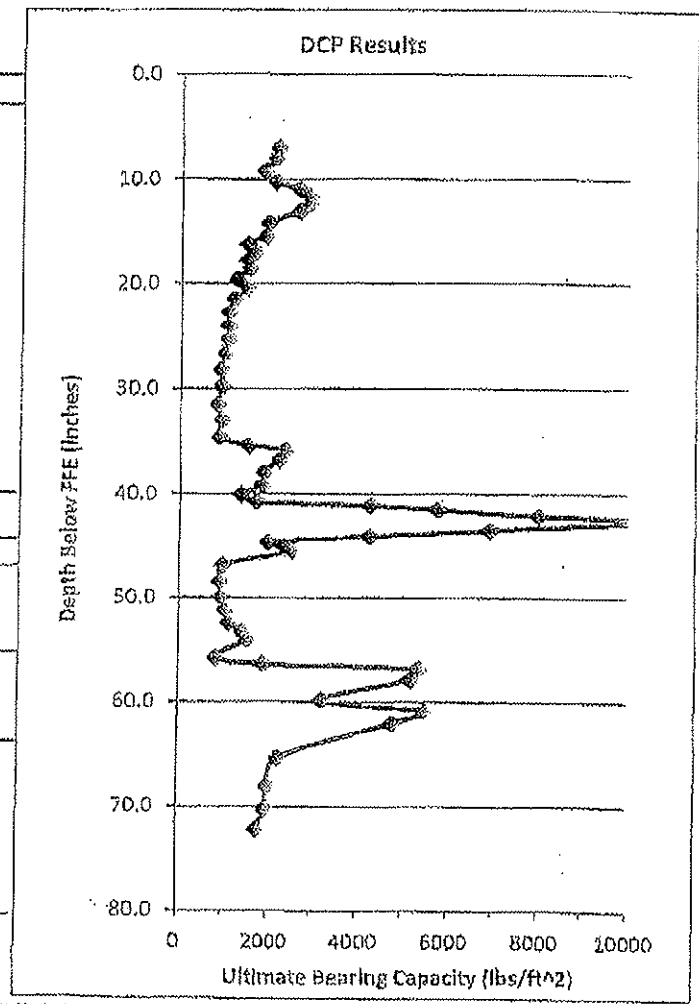
3-3/8" concrete over a polyethylene vapor retarder
Fill - Sand - Brown, fine to medium grained with a little gravel, relatively dry and loose

Fill - Coarse Gravel

Fill - Sand - Brown, fine to medium grained, relatively dry
Fill - Silt - dry, soft

Fill - Sand - Brown, fine to medium grained with a little gravel, relatively dry

Fill - Fat Clay - Black and Brown



Report Distribution

Solien & Larson Engineers - email

Reviewed by:

Gregory A. Johnson, P.E.

**SECTION 01 00 00
GENERAL REQUIREMENTS
TABLE OF CONTENTS**

1.1 General Intention.....	1
1.2 Bid Instructions.....	1
1.3 Bid Schedule.....	2
1.4 Statement Of Bid Item(S).....	2
1.5 Specifications And Drawings For Contractor.....	3
1.6 Construction Security Requirements.....	3
1.7 Fire Safety.....	3
1.8 Operations And Storage Areas.....	5
1.9 Alterations.....	8
1.10 Infection Prevention Measures.....	9
1.11 Disposal And Retention.....	11
1.12 Protection Of Existing Vegetation, Structures, Equipment, Utilities, And Improvements.....	11
1.13 Restoration.....	12
1.14 Layout Of Work.....	12
1.15 As-Built Drawings.....	12
1.16 Use Of Roadways.....	13
1.17 Temporary Use Of Mechanical And Electrical Equipment.....	13
1.18 Temporary Toilets.....	14
1.19 Availability And Use Of Utility Services.....	14
1.20 Tests.....	15
1.21 Construction Meetings.....	16
1.22 Relocated Equipment Items.....	16
1.23 Local Fargo Va Health Care System Construction Contractor Orientation And Policies.....	16

SECTION 01 00 00
GENERAL REQUIREMENTS

1.1 GENERAL INTENTION

- A. Contractor shall completely prepare site for building operations, including demolition and removal of existing structures, and furnish labor and materials and perform work for Fargo VA Medical Center Building 1 Emergency Generator Room Structural Repairs Project 437-12-135 as required by drawings and specifications.
- B. Visits to the site by Bidders may be made only by appointment with the Medical Center Engineering Officer.
- C. Offices of Image Group, Inc. as Architect-Engineers, will render certain technical services during construction. Such services shall be considered as advisory to the Government and shall not be construed as expressing or implying a contractual act of the Government without affirmations by Contracting Officer or his duly authorized representative.
- D. Before placement and installation of work subject to tests by testing laboratory retained and paid for by Contractor, the Contractor shall notify the Project Engineer in sufficient time to be present at the site in time to verify proper taking and testing of specimens and field inspection. Such prior notice shall be not less than three work days unless otherwise designated by the Project Engineer.
- E. All employees of general contractor and subcontractors shall comply with VA security management program and obtain I.D. badges from VA.
- F. Prior to commencing work, general contractor shall provide proof that a OSHA certified "competent person" (CP) (29 CFR 1926.20(b)(2)) will maintain a presence at the work site whenever the general or subcontractors are present.
- G. Prior to commencing work all Contractor and Sub-Contractor personnel working on site must provide proof that they have taken and passed a Tuberculosis Test within the past ninety (90) days.
- H. Training:
 - 1. All employees of general contractor or subcontractors shall have the (Non-Supervisory Employees) 10-hour or (Supervisory Employees) 30-hour OSHA certified Construction Safety course and/or other relevant competency training, as determined by VA CP with input from the ICRA team.
 - 2. Submit training records of all such employees for approval before the start of work.

1.2 BID INSTRUCTIONS

- A. A single award will be made on Item No. I (Base Bid), but in the event the offer exceeds the funds available, a single award will be made on

Item No. II or Item No. III, etc., in that order, based on available funding. Offerors should quote a price on each item listed.

1.3 BID SCHEDULE

Project: _____

Contractor: _____

ITEM #	DESCRIPTION	DEDUCT	TOTAL BID (including "deduct")
I	Base Bid	N/A	\$
II	Alternate Bid No. 1	\$	\$
III	Alternate Bid No. 2	\$	\$
IV	Alternate Bid No. 3	\$	\$
V	Alternate Bid No. 4	\$	\$
VI	Alternate Bid No. 5	\$	\$

Note: The number of "Bid Alternates", if any, vary by solicitation. The above is provided as an example format and is not meant to imply that all solicitations include 5 Alternate Bids. Please adjust as needed per solicitation.

----- Example Completed Bid Schedule:

Contractor X has a Base Bid of \$105,200.00, and a "Deduct" for Alternate Bid No. 1 of \$5,000.00, as well as a "Deduct" for Alternative Bid No. 2 of \$3,000.00, and a "Deduct" for Alternative Bid No. 3 of \$4,000.00. The table immediately below is how their bid would be submitted.

ITEM #	DESCRIPTION	DEDUCT	TOTAL BID (including "deduct")
I	Base Bid	N/A	\$105,200.00
II	Alternate Bid No. 1	\$5,000.00	\$100,200.00
III	Alternate Bid No. 2	\$3,000.00	\$97,200.00
IV	Alternate Bid No. 3	\$4,000.00	\$93,200.00

1.4 STATEMENT OF BID ITEM(S)

- A. ITEM I, BASE BID: Work includes all general construction, alterations, mechanical and electrical work, equipment, utility systems, necessary removal of existing structures and construction and certain other items as drawn and specified.
- B. ITEM II: State the amount for all work in the BASE BID, less deductions under ALTERNATE BID NO. 1.
 1. ALTERNATE BID NO. 1: Construct south wall of Generator Room using 6" metal studs @ 16" o.c. with 5/8" Type "X" Fire Rated GWB on exposed face in lieu of 8" CMU indicated for Base Bid.

1.5 SPECIFICATIONS AND DRAWINGS FOR CONTRACTOR

- A. AFTER AWARD OF CONTRACT, 0 sets of specifications and drawings will be furnished.
- B. Additional sets of drawings may be made by the Contractor, at Contractor's expense, from reproducible sepia prints furnished by Issuing Office. Such sepia prints shall be returned to the Issuing Office immediately after printing is completed.
- C. Contractor shall provide the Fargo VA with three (3) sets of Drawings and Specifications.

1.6 CONSTRUCTION SECURITY REQUIREMENTS**A. Security Procedures:**

- 1. General Contractor's employees shall not enter the project site without appropriate badge. They may also be subject to inspection of their personal effects when entering or leaving the project site.
- 2. For working outside the "regular hours" as defined in the contract, The General Contractor shall give 3 days notice to the Contracting Officer so that notice can be provided for the VA employees. This notice is separate from any notices required for utility shutdown described later in this section.
- 3. No photography of VA premises is allowed without written permission of the Contracting Officer.
- 4. VA reserves the right to close down or shut down the project site and order General Contractor's employees off the premises in the event of an emergency. The General Contractor may return to the site only with the written approval of the Contracting Officer. Any such delay shall be at no additional cost to the Government.

B. Document Control:

- 1. The General Contractor is responsible for safekeeping of all drawings, project manual and other project information. This information shall be shared only with those with a specific need to accomplish the project.
- 2. These security documents shall not be removed or transmitted from the project site without the written approval of Contracting Officer.
- 3. All paper waste or electronic media such as CD's and diskettes shall be shredded and destroyed in a manner acceptable to the VA.

1.7 FIRE SAFETY

- A. Applicable Publications: Publications listed below form part of this Article to extent referenced. Publications are referenced in text by basic designations only.

1. American Society for Testing and Materials (ASTM):
 - E84-2009.....Surface Burning Characteristics of Building Materials
 2. National Fire Protection Association (NFPA):
 - 10-2010.....Standard for Portable Fire Extinguishers
 - 30-2008.....Flammable and Combustible Liquids Code
 - 51B-2009.....Standard for Fire Prevention During Welding, Cutting and Other Hot Work
 - 70-2011.....National Electrical Code
 - 241-2009.....Standard for Safeguarding Construction, Alteration, and Demolition Operations
 3. Occupational Safety and Health Administration (OSHA):
 - 29 CFR 1926.....Safety and Health Regulations for Construction
- B. Fire Safety Plan: Establish and maintain a fire protection program in accordance with 29 CFR 1926. Prior to any worker for the contractor or subcontractors beginning work, they shall undergo a safety briefing provided by the general contractor's competent person per OSHA requirements. This briefing shall include information on the construction limits, VAMC safety guidelines, means of egress, break areas, work hours, locations of restrooms, use of VAMC equipment, etc. Documentation shall be provided to the Project Engineer that individuals have undergone contractor's safety briefing.
- C. Site and Building Access: Maintain free and unobstructed access to facility emergency services and for fire, police and other emergency response forces in accordance with NFPA 241.
- D. Separate temporary facilities, such as trailers, storage sheds, and dumpsters, from existing buildings and new construction by distances in accordance with NFPA 241. For small facilities with less than 6 m (20 feet) exposing overall length, separate by 3m (10 feet).
- E. Temporary Construction Partitions:
1. Install and maintain temporary construction partitions to provide smoke-tight separations between construction areas and adjoining areas. Construct partitions of 5/8" Type 'X' Fire Rated gypsum board and steel studs. Extend the partitions through suspended ceilings to floor slab deck or roof. Seal joints and penetrations. At door openings, install Class C, ¾ hour fire/smoke rated doors with self-closing devices and locks that use the Fargo VA - Best Corporation 7-Pin cores.
 2. Install fire-rated temporary construction partitions to maintain integrity of existing exit stair enclosures, exit passageways, fire-

- rated enclosures of hazardous areas, horizontal exits, smoke barriers, vertical shafts and openings enclosures.
3. Close openings in smoke barriers and fire-rated construction to maintain fire ratings. Seal penetrations with listed through-penetration firestop materials in accordance with Section 07 84 00, FIRESTOPPING.
 - F. Temporary Heating and Electrical: Install, use and maintain installations in accordance with 29 CFR 1926, NFPA 241 and NFPA 70.
 - G. Means of Egress: Do not block exiting for occupied buildings, including paths from exits to roads. Minimize disruptions and coordinate with Project Engineer.
 - H. Egress Routes for Construction Workers: Maintain free and unobstructed egress. Inspect daily.
 - I. Fire Extinguishers: Provide and maintain extinguishers in construction areas and temporary storage areas in accordance with 29 CFR 1926, NFPA 241 and NFPA 10.
 - J. Flammable and Combustible Liquids: Store, dispense and use liquids in
 - K. Existing Fire Protection: Do not impair automatic sprinklers, smoke and heat detection, and fire alarm systems.
 - L. Smoke Detectors: Prevent accidental operation. Remove temporary covers at end of work operations each day. Coordinate with Project Engineer.
 - M. Hot Work: Perform and safeguard hot work operations in accordance with NFPA 241 and NFPA 51B. Coordinate with Project Engineer. Obtain permits from Project Engineer in advance.
 - N. Fire Hazard Prevention and Safety Inspections: Inspect entire construction area daily and correct potential fire hazard situation.
 - O. Smoking: Smoking is prohibited except in designated smoking rest areas.
 - P. Dispose of waste and debris in accordance with NFPA 241. Remove from buildings daily.
 - Q. Perform other construction, alteration and demolition operations in accordance with 29 CFR 1926.

1.8 OPERATIONS AND STORAGE AREAS

- A. The Contractor shall confine all operations (including storage of materials) on Government premises to areas authorized or approved by the Contracting Officer. The Contractor shall hold and save the Government, its officers and agents, free and harmless from liability of any nature occasioned by the Contractor's performance.
- B. The Contractor shall, under regulations prescribed by the Contracting Officer, use only established roadways, or use temporary roadways constructed by the Contractor when and as authorized by the Contracting Officer. When materials are transported in prosecuting the work,

vehicles shall not be loaded beyond the loading capacity recommended by the manufacturer of the vehicle or prescribed by any Federal, State, or local law or regulation. When it is necessary to cross curbs or sidewalks, the Contractor shall protect them from damage. The Contractor shall repair or pay for the repair of any damaged curbs, sidewalks, or roads.

- C. Working space and space available for storing materials shall be as determined by the Project Engineer.
- D. Workmen are subject to rules of Medical Center applicable to their conduct.
- E. Execute work so as to interfere as little as possible with normal functioning of Medical Center as a whole, including operations of utility services, fire protection systems and any existing equipment, and with work being done by others. Use of equipment and tools that transmit vibrations and noises through the building structure, are not permitted in buildings that are occupied, during construction, jointly by patients or medical personnel, and Contractor's personnel, except as permitted by Project Engineer where required by limited working space. Work determined by the Project Engineer to be disruptive to the operation of the Medical Center may be scheduled at other than normal business hours at no additional cost to the Government.
 - 1. Do not store materials and equipment in other than assigned areas.
 - 2. Schedule delivery of materials and equipment to immediate construction working areas within buildings in use by Department of Veterans Affairs in quantities sufficient for not more than two work days. Provide unobstructed access to Medical Center areas required to remain in operation.
 - 3. Where access by Medical Center personnel is not required, storage of Contractor's materials and equipment will be permitted subject to fire and safety requirements.
- F. Utilities Services: Where necessary to cut existing pipes, electrical wires, conduits, cables, etc., of utility services, or of fire protection systems or communications systems (except telephone), they shall be cut and capped at suitable places where shown; or, in absence of such indication, where directed by Project Engineer. All such actions shall be coordinated with the Utility Company involved:
- G. Phasing: To insure such executions, Contractor shall furnish the Project Engineer with a schedule of approximate dates on which the Contractor intends to accomplish work in each specific area of site, building or portion thereof. In addition, Contractor shall notify the Project Engineer in advance of the proposed date of starting work in each

specific area of site, building or portion thereof. Arrange such dates to insure accomplishment of this work in successive phases mutually agreeable to Project Engineer and Contractor.

- H. All Buildings will be occupied during performance of work.
 - 1. Contractor shall take all measures and provide all material necessary for protecting existing equipment and property in affected areas of construction against dust and debris, so that equipment and affected areas to be used in the Medical Centers operations will not be hindered. Contractor shall permit access to Department of Veterans Affairs personnel and patients through other construction areas which serve as routes of access to such affected areas and equipment. Coordinate alteration work in areas occupied by Department of Veterans Affairs so that Medical Center operations will continue during the construction period.
 - 2. Selected Immediate areas of alterations will be temporarily vacated while alterations are performed. Coordinate with Project Engineer. Other areas will not be vacated during construction.
- I. Construction Fence: Before construction operations begin, Contractor shall provide a chain link construction fence, 2.1m (seven feet) minimum height, around the construction area indicated on the drawings. Provide gates as required for access with necessary hardware, including hasps and padlocks. Fasten fence fabric to terminal posts with tension bands and to line posts and top and bottom rails with tie wires spaced at maximum 375mm (15 inches). Bottom of fences shall extend to 25mm (one inch) above grade. Remove the fence when directed by Project Engineer.
- J. Utilities Services: Maintain existing utility services for Medical Center at all times. Provide temporary facilities, labor, materials, equipment, connections, and utilities to assure uninterrupted services. Where necessary to cut existing water, steam, gases, sewer or air pipes, or conduits, wires, cables, etc. of utility services or of fire protection systems and communications systems (including telephone), they shall be cut and capped at suitable places where shown; or, in absence of such indication, where directed by Project Engineer.
 - 1. No utility service such as water, gas, steam, sewers or electricity, or fire protection systems and communications systems may be interrupted without prior approval of Project Engineer. Electrical work shall be accomplished with all affected circuits or equipment de-energized.
 - 2. Contractor shall submit a request to interrupt any such services to Project Engineer, in writing, 48 hours in advance of proposed

- interruption. Request shall state reason, date, exact time of, and approximate duration of such interruption.
3. Contractor will be advised of approval of request, or of which other date and/or time such interruption will cause least inconvenience to operations of Medical Center. Interruption time approved by Medical Center may occur at other than Contractor's normal working hours at no additional cost to the Government.
 4. Major interruptions of any system must be requested, in writing, at least 15 calendar days prior to the desired time and shall be performed as directed by the Project Engineer.
 5. In case of a contract construction emergency, service will be interrupted on approval of Project Engineer.
- K. Abandoned Lines: All service lines such as wires, cables, conduits, ducts, pipes and the like, and their hangers or supports, which are to be abandoned but are not required to be entirely removed, shall be sealed, capped or plugged. The lines shall not be capped in finished areas, but shall be removed and sealed, capped or plugged in ceilings, within furred spaces, in unfinished areas, or within walls or partitions; so that they are completely behind the finished surfaces.
- L. To minimize interference of construction activities with flow of Medical Center traffic, comply with the following:
1. Keep roads, walks and entrances to grounds, to parking and to occupied areas of buildings clear of construction materials, debris and standing construction equipment and vehicles.
- M. Coordinate the work for this contract with other construction operations as directed by Project Engineer. This includes the scheduling of traffic and the use of roadways, as specified in Article, USE OF ROADWAYS.

1.9 ALTERATIONS

- A. Survey: Before any work is started, the Contractor shall make a thorough survey with the Project Engineer of areas of buildings in which alterations occur and areas which are anticipated routes of access, and furnish a report, signed by both, to the Contracting Officer. This report shall list by rooms and spaces:
1. Existing condition of doors, windows, walls and other surfaces not required to be altered throughout affected areas of building.
 2. Existence and conditions of items such as plumbing fixtures, electrical fixtures, equipment, etc., required by drawings to be either reused or relocated, or both.
 3. Shall note any discrepancies between drawings and existing conditions at site.

4. Shall designate areas for working space, materials storage and routes of access to areas within buildings where alterations occur and which have been agreed upon by Contractor and Project Engineer.
- B. Re-Survey: Thirty days before expected partial or final inspection date, the Contractor and Project Engineer together shall make a thorough re-survey of the areas of buildings involved. They shall furnish a report on conditions then existing, of resilient flooring, doors, windows, walls and other surfaces as compared with conditions of same as noted in first condition survey report:
 1. Re-survey report shall also list any damage caused by Contractor to such flooring and other surfaces, despite protection measures; and, will form basis for determining extent of repair work required of Contractor to restore damage caused by Contractor's workmen in executing work of this contract.
- C. Protection: Provide the following protective measures:
 1. Wherever existing roof surfaces are disturbed they shall be protected against water infiltration. In case of leaks, they shall be repaired immediately upon discovery.
 2. Temporary protection against damage for portions of existing structures and grounds where work is to be done, materials handled and equipment moved and/or relocated.
 3. Protection of interior of existing structures at all times, from damage, dust and weather inclemency. Wherever work is performed, floor surfaces that are to remain in place shall be adequately protected prior to starting work, and this protection shall be maintained intact until all work in the area is completed.

1.10 INFECTION PREVENTION MEASURES

- A. Implement the requirements of VAMC's Infection Control Risk Assessment (ICRA) Team. ICRA Group may monitor dust in the vicinity of the construction work and require the Contractor to take corrective action immediately if the safe levels are exceeded.
- B. Establish and maintain a dust control program as part of the Contractor's infection preventive measures in accordance with the guidelines provided by ICRA Group.
 1. All personnel involved in the construction or renovation activity shall be educated and trained in infection prevention measures established by the Medical Center.
- C. Medical Center Infection Control personnel shall monitor for airborne disease (e.g. aspergillosis) as appropriate during construction. A baseline of conditions may be established by the Medical Center prior to

the start of work and periodically during the construction stage to determine impact of construction activities on indoor air quality.

D. In general, following preventive measures shall be adopted during construction to keep down dust and prevent mold.

1. Dampen debris to keep down dust and provide temporary construction partitions in existing structures where directed by Project Engineer.
2. Do not perform dust producing tasks within occupied areas without the approval of the Project Engineer. For construction in any areas that will remain jointly occupied by the Medical Center and Contractor's workers, the Contractor shall:
 - a. Provide dust proof construction barriers to completely separate construction from the operational areas of the hospital in order to contain dirt debris and dust to include dust barriers. A fire retardant polystyrene, 6-mil thick or greater plastic barrier meeting local fire codes may be used where dust control is the only hazard, and an agreement is reached with the Project Engineer.
 - b. HEPA filtration is required where the exhaust dust may reenter the breathing zone. Contractor shall verify that construction exhaust to exterior is not reintroduced to the Medical Center through intake vents, or building openings. Install HEPA (High Efficiency Particulate Accumulator) filter vacuum system rated at 95% capture of 0.3 microns including pollen, mold spores and dust particles. Insure continuous negative air pressures occurring within the work area. HEPA filters should have ASHRAE 85 or other prefilter to extend the useful life of the HEPA. Provide both primary and secondary filtrations units. Exhaust hoses shall be heavy duty, flexible steel reinforced and exhausted so that dust is not reintroduced to the Medical Center.
 - c. There shall be no standing water during construction. This includes water in equipment drip pans and open containers within the construction areas. All accidental spills must be cleaned up and dried immediately. Remove and dispose of porous materials that remain damp for more than 72 hours.
 - d. At completion, remove construction barriers carefully, outside of normal work hours. Vacuum and clean all surfaces free of dust after the removal.

E. Final Cleanup:

1. Upon completion of project, or as work progresses, remove all construction debris from above ceiling, vertical shafts and utility chases that have been part of the construction.

2. Perform HEPA vacuum cleaning of all surfaces in the construction area. This includes walls, ceilings, cabinets, furniture (built-in or free standing), partitions, flooring, etc.
3. All new air ducts shall be cleaned prior to final inspection.

1.11 DISPOSAL AND RETENTION

- A. Materials and equipment accruing from work removed and from demolition of buildings or structures, or parts thereof, shall be disposed of as follows:
 1. Reserved items which are to remain property of the Government are to be stored. Items that remain property of the Government shall be removed or dislodged from present locations in such a manner as to prevent damage which would be detrimental to re-installation and reuse. Store such items where indicated on drawings and approved by Project Engineer.
 2. Items not reserved shall become property of the Contractor and be removed by Contractor from Medical Center.
 3. Items of portable equipment located in rooms and spaces in which work is to be done under this contract shall remain the property of the Government and shall be removed by the Government in advance of work to avoid interfering with Contractor's operation.

1.12 PROTECTION OF EXISTING VEGETATION, STRUCTURES, EQUIPMENT, UTILITIES, AND IMPROVEMENTS

- A. The Contractor shall preserve and protect all structures, equipment, and vegetation (such as trees, shrubs, and grass) on or adjacent to the work site, which are not to be removed and which do not unreasonably interfere with the work required under this contract. The Contractor shall only remove trees when specifically authorized to do so, and shall avoid damaging vegetation that will remain in place. If any limbs or branches of trees are broken during contract performance, or by the careless operation of equipment, or by workmen, the Contractor shall trim those limbs or branches with a clean cut and paint the cut with a tree-pruning compound as directed by the Contracting Officer.
- B. The Contractor shall protect from damage all existing improvements and utilities at or near the work site and on adjacent property of a third party, the locations of which are made known to or should be known by the Contractor. The Contractor shall repair any damage to those facilities, including those that are the property of a third party, resulting from failure to comply with the requirements of this contract or failure to exercise reasonable care in performing the work. If the Contractor fails or refuses to repair the damage promptly, the

Contracting Officer may have the necessary work performed and charge the cost to the Contractor.

(FAR 52.236-9)

1.13 RESTORATION

- A. Remove, cut, alter, replace, patch and repair existing work as necessary to install new work. Except as otherwise shown or specified, do not cut, alter or remove any structural work, and do not disturb any ducts, plumbing, steam, gas, or electric work without approval of the Project Engineer. Existing work to be altered or extended and that is found to be defective in any way, shall be reported to the Project Engineer before it is disturbed. Materials and workmanship used in restoring work, shall conform in type and quality to that of original existing construction, except as otherwise shown or specified.
- B. Upon completion of contract, deliver work complete and undamaged. Existing work (walls, ceilings, partitions, floors, mechanical and electrical work, lawns, paving, roads, walks, etc.) disturbed or removed as a result of performing required new work, shall be patched, repaired, reinstalled, or replaced with new work, and refinished and left in as good condition as existed before commencing work.
- C. At Contractor's own expense, Contractor shall immediately restore to service and repair any damage caused by Contractor's workmen to existing piping and conduits, wires, cables, etc., of utility services or of fire protection systems and communications systems (including telephone).

1.14 LAYOUT OF WORK

- A. The Contractor shall lay out the work and shall be responsible for all measurements in connection with the layout. The Contractor shall furnish, at Contractor's own expense, all equipment, tools, materials, and labor required to lay out any part of the work. The Contractor shall be responsible for executing the work to the lines and grades that may be established or indicated.
- B. Establish and plainly mark such lines and grades that are reasonably necessary to properly assure that location, orientation, and elevations established are in accordance with lines and elevations shown on contract drawings.
- C. Following completion of excavation and before any other permanent work is performed, establish and plainly mark sufficient control points as may be necessary to assure proper alignment, orientation, and grade of work.

1.15 AS-BUILT DRAWINGS

- A. The contractor shall maintain two full size sets of as-built drawings which will be kept current during construction of the project, to include all contract changes, modifications and clarifications.

- B. All variations shall be shown in the same general detail as used in the contract drawings. To insure compliance, as-built drawings shall be made available for the Project Engineer's review, as often as requested.
- C. Contractor shall deliver two approved completed sets of as-built drawings to the Project Engineer within 15 calendar days after each completed phase and after the acceptance of the project by the Project Engineer.
- D. Paragraphs A, B, & C shall also apply to all shop drawings.

1.16 USE OF ROADWAYS

- A. For hauling, use only established public roads and roads on Medical Center property. When necessary to cross curbing, sidewalks, or similar construction, they must be protected by well-constructed bridges.

1.17 TEMPORARY USE OF MECHANICAL AND ELECTRICAL EQUIPMENT

- A. Use of new installed mechanical and electrical equipment to provide heat, ventilation, plumbing, light and power will be permitted subject to compliance with the following provisions:
 - 1. Permission to use each unit or system must be given by Project Engineer. If the equipment is not installed and maintained in accordance with the following provisions, the Project Engineer will withdraw permission for use of the equipment.
 - 2. Electrical installations used by the equipment shall be completed in accordance with the drawings and specifications to prevent damage to the equipment and the electrical systems, i.e. transformers, relays, circuit breakers, fuses, conductors, motor controllers and their overload elements shall be properly sized, coordinated and adjusted. Voltage supplied to each item of equipment shall be verified to be correct and it shall be determined that motors are not overloaded. The electrical equipment shall be thoroughly cleaned before using it and again immediately before final inspection including vacuum cleaning and wiping clean interior and exterior surfaces.
 - 3. Units shall be properly lubricated, balanced, and aligned. Vibrations must be eliminated.
 - 4. Automatic temperature control systems for preheat coils shall function properly and all safety controls shall function to prevent coil freeze-up damage.
 - 5. The air filtering system utilized shall be that which is designed for the system when complete, and all filter elements shall be replaced at completion of construction and prior to testing and balancing of system.
 - 6. All components of heat production and distribution system, metering equipment, condensate returns, and other auxiliary facilities used in

temporary service shall be cleaned prior to use; maintained to prevent corrosion internally and externally during use; and cleaned, maintained and inspected prior to acceptance by the Government.

- B. Prior to final inspection, the equipment or parts used which show wear and tear beyond normal, shall be replaced with identical replacements, at no additional cost to the Government.
- C. This paragraph shall not reduce the requirements of the mechanical and electrical specifications sections.

1.18 TEMPORARY TOILETS

- A. Contractor may have for use of Contractor's workmen, such toilet accommodations as may be assigned to Contractor by Medical Center. Contractor shall keep such places clean and be responsible for any damage done thereto by Contractor's workmen. Failure to maintain satisfactory condition in toilets will deprive Contractor of the privilege to use such toilets.

1.19 AVAILABILITY AND USE OF UTILITY SERVICES

- A. The Government shall make all reasonably required amounts of utilities available to the Contractor but the Contractor shall make all connections and disconnections from existing outlets and supplies, as specified in the contract. The Contractor shall carefully conserve any utilities furnished without charge.
- B. The Contractor, at Contractor's expense and in a workmanlike manner satisfactory to the Contracting Officer, shall install and maintain all necessary temporary connections and distribution lines. Before final acceptance of the work by the Government, the Contractor shall remove all the temporary connections, distribution lines, and associated paraphernalia.
- C. Heat: Furnish temporary heat necessary to prevent injury to work and materials through dampness and cold. Use of open salamanders or any temporary heating devices which may be fire hazards or may smoke and damage finished work, will not be permitted. Maintain minimum temperatures as specified for various materials:
 - 1. Obtain heat by connecting to Medical Center heating distribution system.
 - a. Steam is available at no cost to Contractor.
- D. Electricity (for Construction and Testing): Furnish all temporary electric services.
 - 1. Obtain electricity by connecting to the Medical Center electrical distribution system. Electricity is available at no cost to the Contractor.
- E. Water (for Construction and Testing): Furnish temporary water service.

1. Obtain water by connecting to the Medical Center water distribution system. Provide reduced pressure backflow preventer and obtain approval from VA Project Engineer prior to making connection. Water is available at no cost to the Contractor.
 2. Maintain connections, pipe, fittings and fixtures and conserve water-use so none is wasted. Failure to stop leakage or other wastes will be cause for revocation (at Project Engineer's discretion) of use of water from Medical Center's system.
- F. Steam: Furnish steam system for testing required in various sections of specifications.
1. Obtain steam for testing by connecting to the Medical Center steam distribution system. Steam is available at no cost to the Contractor.
 2. Maintain connections, pipe, fittings and fixtures and conserve steam-use so none is wasted. Failure to stop leakage or other waste will be cause for revocation (at Project Engineer's discretion), of use of steam from the Medical Center's system.

1.20 TESTS

- A. Pre-test mechanical and electrical equipment and systems and make corrections required for proper operation of such systems before requesting final tests. Final test will not be conducted unless pre-tested.
- B. Conduct final tests required in various sections of specifications in presence of an authorized representative of the Contracting Officer. Contractor shall furnish all labor, materials, equipment, instruments, and forms, to conduct and record such tests.
- C. Mechanical and electrical systems shall be balanced, controlled and coordinated. A system is defined as the entire complex which must be coordinated to work together during normal operation to produce results for which the system is designed. For example, air conditioning supply air is only one part of entire system which provides comfort conditions for a building. Other related components are return air, exhaust air, steam, chilled water, refrigerant, hot water, controls and electricity, etc. Another example of a complex which involves several components of different disciplines is a boiler installation. Efficient and acceptable boiler operation depends upon the coordination and proper operation of fuel, combustion air, controls, steam, feedwater, condensate and other related components.
- D. All related components as defined above shall be functioning when any system component is tested. Tests shall be completed within a reasonably short period of time during which operating and environmental conditions remain reasonably constant.

- E. Individual test result of any component, where required, will only be accepted when submitted with the test results of related components and of the entire system.

1.21 CONSTRUCTION MEETINGS

- A. Construction Meetings will be held weekly to coordinate the activities of the Contractors.
 - 1. Each meeting shall be attended by VA Representative, A/E Representative, and Field Superintendent of each trade.
 - 2. The General Contractor shall be responsible for supervising the meeting and for recording and distributing minutes of the meeting to each representative.

1.22 RELOCATED EQUIPMENT ITEMS

- A. Contractor shall disconnect, dismantle as necessary, remove and reinstall, all existing equipment and items indicated or otherwise shown to be relocated by the Contractor.
- B. Perform relocation of such equipment or items at such times and in such a manner as directed by the Project Engineer.
- C. Suitably cap existing service lines, such as steam, condensate return, water, drain, gas, air, vacuum and/or electrical, whenever such lines are disconnected from equipment to be relocated.
- D. Provide all mechanical and electrical service connections, fittings, fastenings and any other materials necessary for assembly and reinstallation of equipment; and leave such equipment in proper operating condition.
- E. All service lines such as noted above for temporary generator shall be in place ready for use before any existing equipment is disconnected.

1.23 LOCAL FARGO VA HEALTH CARE SYSTEM CONSTRUCTION CONTRACTOR ORIENTATION AND POLICIES

- A. Contracts: The following staff or resource people will be working with you at the Fargo VA HealthCare System. Please feel free to contact these individuals with any questions:
 - 1. Contracting Officer: Darryl Moon (701) 239-3700, ext. 93326
 - 2. Chief Engineer: Dennis Langevin (701) 239-3700, ext. 93365 or (701) 239-3760
 - 3. Project Engineer: Dennis Langevin (701) 239-3700, ext. 93365 or (701) 239-3760
 - 4. Engineering Technician: David Busching (701) 239-3700, ext. 93222 or (701) 239-3760
- B. Vehicle Traffic Rules: All construction contractors shall park their vehicles in areas assigned by the Contracting Officer or Engineering Service representatives. All persons coming on the premises of the Fargo VA HealthCare System must obey the posted traffic and parking

rules. Police Service will issue tickets to contractor vehicles parked in areas other than those assigned.

- C. Keys/ID Badges: VA ID badges must be worn while you are on Medical Center premises. Contact Engineering Service to obtain an ID badge and any necessary keys. Contract staff are responsible for the security of keys and ID badges issued to them and may be charged for replacement cost. You must notify Engineering (ext. 3361) personnel in Building 3 immediately to report any loss, theft or suspected reproduction of a Medical Center key or access card.
- D. Smoking: Smoking is prohibited except in designated smoking shelters or areas.
- E. Use of Government Telephones and Fax Machines
 - 1. Government telephones are for official Government business use. Contract staff may use telephones, for local calls only, to contact your place of employment or to address unforeseen events such as injury on the job, work schedule changes etc.
 - 2. The Government fax machine located in the M & R Foreman's Office, Building 38, may be used for local faxes with the approval of Engineering staff.
- F. Housekeeping
 - 1. All construction sites shall be kept clean, orderly and in sanitary condition.
 - 2. All rags/cloth and rubbish soaked with flammable and/or combustible material shall be placed in a covered metal receptacle until being disposed.
 - 3. A clear and unobstructed path must be maintained to all portable fire extinguishers, hose cabinets, pull stations, fire exits and electrical panels.
 - 4. Fire doors and smoke barrier doors shall not be blocked in a manner to prevent their protective operation in the event of a fire.
 - 5. The use of wedges, stops, ropes, or other unapproved methods of holding doors open is prohibited.
 - 6. All indoor trash containers over 20 gallons will be constructed of non-combustible materials and be covered or have a self-extinguishing cover.
- G. Storage
 - 1. Any commodities that may be hazardous in combination with each other must be stored so they cannot come in contact with each other.
 - 2. Store flammable and combustible liquids and gasses in approved storage containers.
 - 3. A clear space of 18 inches will be maintained below sprinkler heads.

4. Items stored in tiers will be stacked, blocked, interlocked and limited in height to prevent sliding or collapse.
5. Materials will not be stored directly on the floor.
6. Storage areas will be kept free from accumulation of materials that constitute hazards.
7. Stairwells, stairways and corridors shall not be utilized for storage.
8. Storage will not be permitted within 3 feet of an electric panel in all directions.

H. Hazardous Materials

1. Discovery of any suspected asbestos containing material shall result in the contractor stopping work in the area and reporting the discovery immediately to the Engineering Office (ext. 3361) in Building 3 or one of the contact persons indicated above. Engineering Service shall then evaluate the suspect material and if it contains asbestos shall arrange for the removal of the asbestos.
2. Contractors shall maintain and provide to the VA Project Engineer MSDS's for products used during construction which shall explain the labeling system and all other required information. Report any discovery of an existing hazardous material to Engineering Service, Building 3 (ext. 3361).

I. Infection Control

1. PURPOSE: To prevent the acquisition of nosocomial infection in patients and healthcare workers during Medical Center renovation or construction activities.
2. The contractor shall contact Engineering Service (701) 239-3760 or ext. 3361) in Building 3 prior to beginning construction in any areas so that an Infection Control Risk Assessment (ICRA) may be performed and all applicable forms completed. All infection control precautions indicated by the ICRA shall be implemented by the contractor prior to beginning work in the area.
3. General: The goal of Infection Control is to identify and reduce the risks of acquiring and transmitting infections among patients, employees, service workers and visitors to the Medical Center. During construction or renovation projects, hidden infection disease hazards may be released into the air, carried on dust particles, on workers clothing or be present in damp areas or areas where water has collected. On particular organism of concern is a fungal organism know as Aspergillus. Aspergillus can be found in decaying leaves and compost, plaster and drywall, and settled dust. These organisms like many other encountered in our everyday lives usually do not cause

problems in healthy people, however a hospital is full of sick patients. Aspergillus and other organisms can cause severe illness and even death in some patients. Therefore, it is critical that everyone do their best to help prevent conditions that might lead to the dispersion of this or other infectious organisms by:

- a. Maintaining barrier walls that keep dust and dirt inside the worksite.
 - b. Maintaining a state of negative air pressure within the construction site to prevent dust and dirt from dispersing into the Medical Center from the worksite.
 - c. Removing demolition debris in a manner that minimizes any contamination of the environment outside the worksite by dust and debris.
 - d. Utilizing walk off mats and making sure clothing is free of loose soil and debris when leaving the construction site.
 - e. Assuring that any water or sludge found during demolition of plumbing or in the construction process is collected and disposed of in a controlled manner.
 - f. Keeping demolition chutes sealed when not in use to maintain dust control. Use a water spray to minimize dust generation when using chutes if possible.
 - g. Using only designated entry and exit pathways.
4. Please feel free to contact Infection Control at ext. 3668 if you have questions or concerns.
 5. If you find any needles, syringes, sharp medical objects please do not handle or remove yourself. Contact the Medical Center project coordinator or Project Engineer at (701) 239-3760 or at Medical Center extension 3361 for removal.
 6. Infection control activities are critical in all areas of the Medical Center. Construction activities causing disturbance of existing dust, or generating new dust must be conducted in ways that will minimize dust generation and dispersion.
 7. All construction/maintenance workers and contract workers must follow the infection control procedures as described in this guideline.
 8. The following infection control procedures shall be followed at a minimum:
 - a. BARRIERS - Complete all critical barriers before construction begins.
 - 1) Construction or renovation sites not capable of containment within a single room must be separated from patient-care areas

and other critical areas by barriers that keep the dirt and dust inside the work site.

- 2) The integrity of the barrier walls must assure a complete seal of the construction area from adjacent areas.
- 3) Temporary barriers and enclosures must be dust proof with airtight seals maintained at the full perimeter of the walls, floors and upper decking, as well as all penetrations. Seal holes, pipes, conduits and punctures appropriately.
- 4) Tightly sealing doors or an overlapping flap of at least 2 feet in width of a durable poly must be used at points of personnel access.
- 5) Elevator shafts or stairways must be isolated outside of the construction field to prevent dispersion of dust from the work site.

b. ENVIRONMENTAL CONTROLS

- 1) Isolate the HVAC system in areas where work is being done to prevent contamination of the duct system.
- 2) Maintain negative air pressure within work site. Utilize HEPA-filtration units if air is being re-circulated.
- 3) Seal holes, pipes, conduits and punctures appropriately.
- 4) Provide a designated area within the work site where all personnel leaving the work site can vacuum off with a HEPA-filtered vacuum to remove all loose dust and debris from clothing.
- 5) Vacuum with a HEPA-filtered vacuum and/or wet mop frequently at entrance and exit points.
- 6) "Sticky" or walk-off mats shall be utilized immediately outside the construction area to remove dust and soil from shoes, cart wheels, etc. as personnel exit the area. The mats must be large enough to cover the entire exit and changed frequently to prevent accumulation of dust.
- 7) Contain construction debris during transport in covered containers.
- 8) Debris must be removed from the construction area on a daily basis in covered carts using specified traffic patterns.
- 9) Control, collection and disposal must be provided for any drain liquid or sludge encountered when demolishing plumbing.

c. CLEANING

- 1) The construction zone and adjacent areas must be maintained by wet mopping the area daily or more frequently as needed to minimize dust generation.

- 2) Final cleaning of the area must be completed prior to acceptance of the completed project area by VA.
- 3) Do not remove barriers from work area until the project is completed and area is thoroughly cleaned. Remove barrier materials carefully to minimize spreading of dirt and debris associated with construction.
- 4) Clothing shall be free of loose soil and debris before exiting the construction zone.
- 5) Personnel entering sterile/invasive procedure areas will be provided with a disposable jump suit, head covering and shoe covers to wear while working in the area. They must be removed when exiting the area and new coverings obtained when reentering the areas.
- 6) Tools and equipment must be damp-wiped prior to entry and exit from sterile and invasive procedure areas.
- 7) Tools and equipment soiled with blood or body fluids must be cleaned with a hospital-approved disinfectant prior to removing from the area.

d. ENVIRONMENTAL MONITORING AND COMPLETION

- 1) Infection Control, in cooperation with Engineering and Safety will make periodic visits to the work site to ensure compliance with the infection control guidelines.
- 2) Whenever safe infection control conditions are not met the appropriate contractor will be notified to correct the conditions immediately.
- 3) All work will be stopped on a project if a hazardous infection control deficiency exists that would result in patients being put at significant risk.
- 4) Water supply lines will be flushed before placing newly renovated or constructed areas into service. Industrial Hygiene will assure that water supply lines are safe for use.

J. Construction Safety

1. The Medical Center policy is to provide an environment for patients, visitors and staff that is free from danger. Within the Medical Center, the NFPA Life Safety Code is followed. Interim life safety measures (ILSM's) are applied to all construction projects as necessary and are defined in construction contracts. Minimum ILSM's are:
2. Exits - provide free and unobstructed egress.
3. Free and unobstructed access to emergency department/service for emergency forces.

4. Temporary construction partitions are in accordance with contract requirements.
5. Smoking is permitted in designated areas only.
6. Storage, housekeeping and debris removal policies and procedures that reduce the flammable and combustible fire load are enforced.
7. Hazard surveillance is increased in construction areas.

K. Fire Safety

1. The contractors shall coordinate all construction activities with the VA Engineering Service to determine if fire alarm initiating devices are located within the construction area. Engineering Service shall disable the appropriate alarm initiating devices. Once work in the area is complete it is the contractor's responsibility to contact Engineering Service to have the fire alarm initiation devices enabled.
2. Fire alarm, detection and suppression systems are not to be impaired unless there is work on the system to be performed. If fire alarm, detection and suppression systems are impaired for more than four hours the contractor shall implement a fire watch, at no additional cost to the Government, in compliance with NFPA requirements and shall obtain VA Engineering Service approval.
3. Additional fire fighting equipment is provided and employees are trained in its use.
4. Hot works permits and fire extinguishers are required when working with open flames, or hot items and for activities that may generate sparks. Contact Engineering Service to obtain a hot work permit.
5. In the event of a fire alarm, "CODE 5" and the location of a fire will be communicated by an overhead announcement. The "all clear" is authorized by the Fargo Fire Department or by the personnel conducting the fire drill and will be communicated by an overhead announcement. If a fire or fire drill is located in or adjacent to the construction area, construction contractor staff shall be responsible for the following:
 - a. Be alert to the Code 5 announcement.
 - b. Participate in fire drills.
 - c. Follow the RACE Plan (Rescue, Alarm, Contain, Extinguish) if fire is discovered by a construction contractor.
 - d. Close all corridor doors within the construction area.
 - e. Evacuate the immediate area.

L. Utilities

1. Engineering (ext. 3361) is responsible for all utilities within the Medical Center. If there are problems or failures of the utilities,

call extension 3361 during normal business hours (Monday through Friday, 8:00 a.m. to 4:30 p.m.). After hours and on weekends, contact the Police Service at ext. 3251 to report problems and failures. A utilities failure and its type/location will be communicated by a "Code 2 - Utility Failure" overhead announcement.

2. All utility service connections shall be reviewed with and approved by Engineering Service just prior to the connection being made with the existing utility. This condition shall apply to both temporary and permanent connections. This final utility system connection check is meant to ensure the following:
 - a. The Medical Center is prepared for the connection.
 - b. The contractor is prepared for the connection work, which shall include but not be limited to, all safety measures have been taken or are in place, backflow preventers are in place, hot work permits have been issued, fire watch is in place, fire alarm initiation devices have been disabled if necessary, etc.

M. Emergencies

1. Disasters ("Code 6"): The Medical Center has initiated a process that provides an "all-hazard" approach to disaster management. Construction contractor staff shall ensure corridors are free of obstructions and a foreman or representative shall report to the Engineering Service office for further instructions.
2. Hostage Situations - Immediately report to Police Service (ext. 3251), any incident in which the safety of any person is threatened by another.
3. Bomb Threats ("Code 7") - React calmly and evacuate. Notify Police Service (ext. 3251) if the threat poses immediate danger to a person or destruction of property. If you discover a suspicious object, do not touch or move the object
4. Severe Weather - In the event of a "Code 8 - Take Cover" overhead announcement, all personnel are expected to take cover in windowless interior corridors that are not on the top floor of the building.
5. "Code Black" - React calmly and evacuate. Avoid area(s) where it has been indicated an armed assailant is in the building or on the ground.

- - - E N D - - -

SECTION 01 33 23
SHOP DRAWINGS, PRODUCT DATA, AND SAMPLES

- 1-1. Refer to Articles titled SPECIFICATIONS AND DRAWINGS FOR CONSTRUCTION (FAR 52.236-21) and, SPECIAL NOTES (VAAR 852.236-91), in GENERAL CONDITIONS.
- 1-2. For the purposes of this contract, samples (including laboratory samples to be tested), test reports, certificates, and manufacturers' literature and data shall also be subject to the previously referenced requirements. The following text refers to all items collectively as SUBMITTALS.
- 1-3. Submit for approval, all of the items specifically mentioned under the separate sections of the specification, with information sufficient to evidence full compliance with contract requirements. Materials, fabricated articles and the like to be installed in permanent work shall equal those of approved submittals. After an item has been approved, no change in brand or make will be permitted unless:
 - A. Satisfactory written evidence is presented to, and approved by Contracting Officer, that manufacturer cannot make scheduled delivery of approved item or;
 - B. Item delivered has been rejected and substitution of a suitable item is an urgent necessity or;
 - C. Other conditions become apparent which indicates approval of such substitute item to be in best interest of the Government.
- 1-4. Forward submittals in sufficient time to permit proper consideration and approval action by Government. Time submission to assure adequate lead time for procurement of contract - required items. Delays attributable to untimely and rejected submittals (including any laboratory samples to be tested) will not serve as a basis for extending contract time for completion.
- 1-5. Submittals will be reviewed for compliance with contract requirements by Architect-Engineer, and action thereon will be taken by Project Engineer on behalf of the Contracting Officer.
- 1-6. Upon receipt of submittals, Architect-Engineer will assign a file number thereto. Contractor, in any subsequent correspondence, shall refer to this file and identification number to expedite replies relative to previously approved or disapproved submittals.
- 1-7. The Government reserves the right to require additional submittals, whether or not particularly mentioned in this contract.
- 1-8. Schedules called for in specifications and shown on shop drawings shall be submitted for use and information of Department of Veterans Affairs and Architect-Engineer. However, the Contractor shall assume

responsibility for coordinating and verifying schedules. The Contracting Officer and Architect- Engineer assumes no responsibility for checking schedules or layout drawings for exact sizes, exact numbers and detailed positioning of items.

- 1-9. Submittals must be submitted by Contractor only and shipped prepaid. Contracting Officer assumes no responsibility for checking quantities or exact numbers included in such submittals.
 - A. Submit material and finish samples in quadruplicate. Submit other samples in single units unless otherwise specified. Submit seven (7) copies of shop drawings, schedules, manufacturers' literature and data, and certificates, except where a greater number is specified.
 - B. Submittals will receive consideration only when covered by a transmittal letter signed by Contractor. Letter shall be sent via first class mail or Courier and shall contain the list of items, name of Medical Center, VA Project Number, VA Project Title, name of Contractor, VA contract number, applicable specification paragraph numbers, applicable drawing numbers (and other information required for exact identification of location for each item), manufacturer and brand, ASTM or Federal Specification Number (if any) and such additional information as may be required by specifications for particular item being furnished. In addition, catalogs shall be marked to indicate specific items submitted for approval.
 1. A copy of letter must be enclosed with items, and any items received without identification letter will be considered "unclaimed goods" and held for a limited time only.
 2. Each sample, certificate, manufacturers' literature and data shall be labeled to indicate the name and location of the Medical Center, VA Project Number, VA Project Title, name of Contractor, manufacturer, brand, VA contract number and ASTM or Federal Specification Number as applicable and location(s) on project.
 3. Required certificates shall be signed by an authorized representative of manufacturer or supplier of material, and by Contractor.
 - C. In addition to complying with the applicable requirements specified in preceding Article 1.9, samples which are required to have Laboratory Tests shall be tested, at the expense of Contractor, in a commercial laboratory approved by Contracting Officer.
 1. Laboratory shall furnish Contracting Officer with a certificate stating that it is fully equipped and qualified to perform intended work, is fully acquainted with specification requirements and intended use of materials and is an independent establishment

- in no way connected with organization of Contractor or with manufacturer or supplier of materials to be tested.
2. Certificates shall also set forth a list of comparable projects upon which laboratory has performed similar functions during past five years.
 3. Samples and laboratory tests shall be sent directly to approved commercial testing laboratory.
 4. Contractor shall forward a copy of transmittal letter to Project Engineer simultaneously with submission to a commercial testing laboratory.
 5. Laboratory test reports shall be sent directly to Project Engineer for appropriate action.
 6. Laboratory reports shall list contract specification test requirements and a comparative list of the laboratory test results. When tests show that the material meets specification requirements, the laboratory shall so certify on test report.
 7. Laboratory test reports shall also include a recommendation for approval or disapproval of tested item.
- D. If submittal samples have been disapproved, resubmit new samples as soon as possible after notification of disapproval. Such new samples shall be marked "Resubmitted Sample" in addition to containing other previously specified information required on label and in transmittal letter.
- E. Approved samples will be kept on file by the Project Engineer at the site until completion of contract.
- F. Submittal drawings (shop, erection or setting drawings) and schedules, required for work of various trades, shall be checked before submission by technically qualified employees of Contractor for accuracy, completeness and compliance with contract requirements. These drawings and schedules shall be stamped and signed by Contractor certifying to such check.
1. For each drawing required, submit one legible photographic paper or vellum reproducible or electronic .pdf. Omit all special characters in electronic file names (i.e.: #, %, *, :, <, >, ?, /).
 2. Reproducible shall be full size.
 3. Each drawing shall have marked thereon, proper descriptive title, including Medical Center location, VA project number, VA Project Title, VA Contract Number, manufacturer's number, reference to contract drawing number, detail Section Number, and Specification Section Number.

4. A space 120 mm by 125 mm (4-3/4 by 5 inches) shall be reserved on each drawing to accommodate approval or disapproval stamp.
 5. Submit drawings, ROLLED WITHIN A MAILING TUBE, fully protected for shipment.
 6. When work is directly related and involves more than one trade, shop drawings shall be submitted to Architect-Engineer under one cover.
- 1-10. Samples, shop drawings, test reports, certificates and manufacturers' literature and data, shall be submitted for approval to Image Group, Inc., 403 Center Avenue, Suite 300, Moorhead, MN 56560.
- 1-11. At the time of transmittal to the Architect-Engineer, the Contractor shall also send a copy of the complete submittal directly to the Project Engineer. Fargo VA Health Care System, Attention: Engineering Service (437/138) 2101 Elm Street, Fargo, ND 58102.

- - - E N D - - -

SECTION 01 45 29
TESTING LABORATORY SERVICES

PART 1 - GENERAL

1.1 DESCRIPTION:

- A. This section specifies materials testing activities and inspection services required during project construction to be provided by a Testing Laboratory retained and paid for by Contractor.

1.2 APPLICABLE PUBLICATIONS:

- A. The publications listed below form a part of this specification to the extent referenced. The publications are referred to in the text by the basic designation only.
- B. American Association of State Highway and Transportation Officials (AASHTO):
- T27-06.....Sieve Analysis of Fine and Coarse Aggregates
- T96-02 (R2006).....Resistance to Degradation of Small-Size Coarse Aggregate by Abrasion and Impact in the Los Angeles Machine
- T99-01 (R2004).....The Moisture-Density Relations of Soils Using a 2.5 Kg (5.5 lb.) Rammer and a 305 mm (12 in.) Drop
- T104-99 (R2003).....Soundness of Aggregate by Use of Sodium Sulfate or Magnesium Sulfate
- T180-01 (R2004).....Moisture-Density Relations of Soils using a 4.54 kg (10 lb.) Rammer and a 457 mm (18 in.) Drop
- T191-02(R2006).....Density of Soil In-Place by the Sand-Cone Method
- C. American Concrete Institute (ACI):
- 506.4R-94 (R2004).....Guide for the Evaluation of Shotcrete
- D. American Society for Testing and Materials (ASTM):
- C31/C31M-06.....Making and Curing Concrete Test Specimens in the Field
- C33-03.....Concrete Aggregates
- C39/C39M-05.....Compressive Strength of Cylindrical Concrete Specimens
- C109/C109M-05.....Compressive Strength of Hydraulic Cement Mortars
- C138-07.....Unit Weight, Yield, and Air Content (Gravimetric) of Concrete
- C140-07.....Sampling and Testing Concrete Masonry Units and Related Units
- C143/C143M-05.....Slump of Hydraulic Cement Concrete
- C172-07.....Sampling Freshly Mixed Concrete

C173-07.....	Air Content of freshly Mixed Concrete by the Volumetric Method
C330-05.....	Lightweight Aggregates for Structural Concrete
C567-05.....	Density Structural Lightweight Concrete
C780-07.....	Pre-construction and Construction Evaluation of Mortars for Plain and Reinforced Unit Masonry
C1019-08.....	Sampling and Testing Grout
C1064/C1064M-05.....	Freshly Mixed Portland Cement Concrete
C1077-06.....	Laboratories Testing Concrete and Concrete Aggregates for Use in Construction and Criteria for Laboratory Evaluation
C1314-07.....	Compressive Strength of Masonry Prisms
D698-07.....	Laboratory Compaction Characteristics of Soil Using Standard Effort
D1143-07.....	Piles Under Static Axial Compressive Load
D1188-07.....	Bulk Specific Gravity and Density of Compacted Bituminous Mixtures Using Paraffin-Coated Specimens
D1556-07.....	Density and Unit Weight of Soil in Place by the Sand-Cone Method
D1557-07.....	Laboratory Compaction Characteristics of Soil Using Modified Effort
D2166-06.....	Unconfined Compressive Strength of Cohesive Soil
D2167-94(R2001).....	Density and Unit Weight of Soil in Place by the Rubber Balloon Method
D2216-05.....	Laboratory Determination of Water (Moisture) Content of Soil and Rock by Mass
D2922-05.....	Density of soil and Soil-Aggregate in Place by Nuclear Methods (Shallow Depth)
D2974-07.....	Moisture, Ash, and Organic Matter of Peat and Other Organic Soils
E329-07.....	Agencies Engaged in Construction Inspection and/or Testing
E543-06.....	Agencies Performing Non-Destructive Testing
E1155-96(R2008).....	Determining FF Floor Flatness and FL Floor Levelness Numbers

1.3 REQUIREMENTS:

- A. Accreditation Requirements: Construction materials testing laboratories approved by Fargo VA Health Care Center Contracting Officer, retained and paid for by Contractor, must be accredited by a laboratory accreditation authority and will be required to submit a copy of the

Certificate of Accreditation and Scope of Accreditation. The laboratory's scope of accreditation must include the appropriate ASTM standards (i.e.; E 329, C 1077, D 3666, D3740, A 880, E 543) listed in the technical sections of the specifications. Laboratories engaged in Hazardous Materials Testing shall meet the requirements of OSHA and EPA. The policy applies to the specific laboratory performing the actual testing, not just the "Corporate Office."

- B. Inspection and Testing: Testing laboratory shall inspect materials and workmanship and perform tests described herein and additional tests requested by Project Engineer. When it appears materials furnished, or work performed by Contractor fail to meet construction contract requirements, Testing Laboratory shall direct attention of Project Engineer to such failure.
- C. Written Reports: Testing laboratory shall submit test reports to Project Engineer, Contractor, unless other arrangements are agreed to in writing by the Project Engineer. Submit reports of tests that fail to meet construction contract requirements on colored paper.
- D. Verbal Reports: Give verbal notification to Project Engineer immediately of any irregularity.

PART 2 - PRODUCTS (NOT USED)

PART 3 - EXECUTION

3.1 EARTHWORK:

- A. General: The Testing Laboratory shall provide qualified personnel, materials, equipment, and transportation as required to perform the services identified/required herein, within the agreed to schedule and/or time frame. The work to be performed shall be as identified herein and shall include but not be limited to the following:
 - 1. Provide part time observation of fill placement and compaction and field density testing in building areas to verify that earthwork compaction obtained is in accordance with contract documents.
 - 2. Provide supervised geotechnical technician to inspect excavation, subsurface preparation, and backfill for structural fill.
- B. Testing Compaction:
 - 1. Determine maximum density and optimum moisture content for each type of fill, backfill and subgrade material used, in compliance with ASTM D698 and/or ASTM D1557.
 - 2. Make field density tests in accordance with the primary testing method following ASTM D2922 wherever possible. Field density tests utilizing ASTM D1556 or ASTM D2167 shall be utilized on a case by case basis only if there are problems with the validity of the results from the primary method due to specific site field

conditions. Should the testing laboratory propose these alternative methods, they should provide satisfactory explanation to the Project Engineer before the tests are conducted.

- a. Building Slab Subgrade: At least one test of subgrade for every 185 (2000 square feet) of building slab, but in no case fewer than three tests. In each compacted fill layer, perform one test for every 185 (2000 square feet) of overlaying building slab, but in no case fewer than three tests.
- b. Foundation Wall Backfill: One test per 30m (100 feet) of each layer of compacted fill but in no case fewer than two tests.
- C. Testing Materials: Test suitability of on-site and off-site borrow as directed by Project Engineer.

3.2 CONCRETE:

A. Field Inspection and Materials Testing:

- 1. Provide a technician at site of placement at all times to perform concrete sampling and testing.
- 2. Review the delivery tickets of the ready-mix concrete trucks arriving on-site. Notify the Contractor if the concrete cannot be placed within the specified time limits or if the type of concrete delivered is incorrect. Reject any loads that do not comply with the Specification requirements. Rejected loads are to be removed from the site at the Contractor's expense. Any rejected concrete that is placed will be subject to removal.
- 3. Take concrete samples at point of placement in accordance with ASTM C172. Mold and cure compression test cylinders in accordance with ASTM C31. Make at least three cylinders for each 40 (50 cubic yards) or less of each concrete type, and at least three cylinders for any one day's pour for each concrete type. Project Engineer may require additional cylinders to be molded and cured under job conditions.
- 4. Perform slump tests in accordance with ASTM C143. Test the first truck each day, and every time test cylinders are made. Test pumped concrete at the hopper and at the discharge end of the hose at the beginning of each day's pumping operations to determine change in slump.
- 5. Determine the air content of concrete per ASTM C173. For concrete required to be air-entrained, test the first truck and every 20 (25 cubic yards) thereafter each day. For concrete not required to be air-entrained, test every 80 (100 cubic yards) at random. For pumped concrete, initially test concrete at both the hopper and the discharge end of the hose to determine change in air content.

6. If slump or air content fall outside specified limits, make another test immediately from another portion of same batch.
 7. Perform unit weight tests in compliance with ASTM C138 for normal weight concrete and ASTM C567 for lightweight concrete. Test the first truck and each time cylinders are made.
 8. Notify laboratory technician at batch plant of mix irregularities and request materials and proportioning check.
 9. Verify that specified mixing has been accomplished.
 10. Environmental Conditions: Determine the temperature per ASTM C1064 for each truckload of concrete during hot weather and cold weather concreting operations:
 - a. When ambient air temperature falls below 4.4 degrees C (40 degrees F), record maximum and minimum air temperatures in each 24 hour period; record air temperature inside protective enclosure; record minimum temperature of surface of hardened concrete.
 - b. When ambient air temperature rises above 29.4 degrees C (85 degrees F), record maximum and minimum air temperature in each 24 hour period; record minimum relative humidity; record maximum wind velocity; record maximum temperature of surface of hardened concrete.
 11. Inspect the reinforcing steel placement, including bar size, bar spacing, top and bottom concrete cover, proper tie into the chairs, and grade of steel prior to concrete placement. Submit detailed report of observations.
 12. Measure concrete flatwork for levelness and flatness as follows:
 - a. Perform Floor Tolerance Measurements and in accordance with ASTM E1155. Calculate the actual overall F- numbers using the inferior/superior area method.
 - b. Perform all floor tolerance measurements within 48 hours after slab installation and prior to removal of shoring and formwork.
 - c. Provide the Contractor and the Project Engineer with the results of all profile tests, including a running tabulation of the overall and values for all slabs installed to date, within 72 hours after each slab installation.
- B. Laboratory Tests of Field Samples:
1. Test compression test cylinders for strength in accordance with ASTM C39. For each test series, test one cylinder at 7 days and one cylinder at 28 days. Use remaining cylinder as a spare tested as directed by Project Engineer. Compile laboratory test reports as follows: Compressive strength test shall be result of one cylinder, except when one cylinder shows evidence of improper sampling, molding

or testing, in which case it shall be discarded and strength of spare cylinder shall be used.

2. Make weight tests of hardened lightweight structural concrete in accordance with ASTM C567.
3. Furnish certified compression test reports (duplicate) to Project Engineer. In test report, indicate the following information:
 - a. Cylinder identification number and date cast.
 - b. Specific location at which test samples were taken.
 - c. Type of concrete, slump, and percent air.
 - d. Compressive strength of concrete in MPa (psi).
 - e. Weight of lightweight structural concrete in kg/ (pounds per cubic feet).
 - f. Weather conditions during placing.
 - g. Temperature of concrete in each test cylinder when test cylinder was molded.
 - h. Maximum and minimum ambient temperature during placing.
 - i. Ambient temperature when concrete sample in test cylinder was taken.
 - j. Date delivered to laboratory and date tested.

- - - E N D - - -

SECTION 01 74 19
CONSTRUCTION WASTE MANAGEMENT

PART 1 - GENERAL

1.1 DESCRIPTION

- A. This section specifies the requirements for the management of non-hazardous building construction and demolition waste.
- B. Waste disposal in landfills shall be minimized to the greatest extent possible. Of the inevitable waste that is generated, as much of the waste material as economically feasible shall be salvaged, recycled or reused.
- C. Contractor shall use all reasonable means to divert construction and demolition waste from landfills and incinerators, and facilitate their salvage and recycle not limited to the following:
 - 1. Waste Management Plan development and implementation.
 - 2. Techniques to minimize waste generation.
 - 3. Sorting and separating of waste materials.
 - 4. Salvage of existing materials and items for reuse or resale.
 - 5. Recycling of materials that cannot be reused or sold.
- D. At a minimum the following waste categories shall be diverted from landfills:
 - 1. Soil.
 - 2. Inerts (eg, concrete, masonry and asphalt).
 - 3. Clean dimensional wood and palette wood.
 - 4. Green waste (biodegradable landscaping materials).
 - 5. Engineered wood products (plywood, particle board and I-joists, etc).
 - 6. Metal products (eg, steel, wire, beverage containers, copper, etc).
 - 7. Cardboard, paper and packaging.
 - 8. Plastics (eg, ABS, PVC).
 - 9. Paint.
 - 10. Fluorescent lamps.

1.2 RELATED WORK

- A. Section 02 41 00, DEMOLITION.
- B. Section 01 00 00, GENERAL REQUIREMENTS.

1.3 QUALITY ASSURANCE

- A. Contractor shall practice efficient waste management when sizing, cutting and installing building products. Processes shall be employed

to ensure the generation of as little waste as possible. Construction /Demolition waste includes products of the following:

1. Excess or unusable construction materials.
 2. Packaging used for construction products.
 3. Poor planning and/or layout.
 4. Construction error.
 5. Over ordering.
 6. Weather damage.
 7. Contamination.
 8. Mishandling.
 9. Breakage.
- B. Establish and maintain the management of non-hazardous building construction and demolition waste set forth herein. Conduct a site assessment to estimate the types of materials that will be generated by demolition and construction.
- C. Contractor shall develop and implement procedures to reuse and recycle new materials to a minimum of 25% percent.
- D. Contractor shall be responsible for implementation of any special programs involving rebates or similar incentives related to recycling. Any revenues or savings obtained from salvage or recycling shall accrue to the contractor.
- E. Contractor shall provide all demolition, removal and legal disposal of materials. Contractor shall ensure that facilities used for recycling, reuse and disposal shall be permitted for the intended use to the extent required by local, state, federal regulations. The Whole Building Design Guide website <http://www.wbdg.org> provides a Construction Waste Management Database that contains information on companies that haul, collect, and process recyclable debris from construction projects.
- F. Contractor shall assign a specific area to facilitate separation of materials for reuse, salvage, recycling, and return. Such areas are to be kept neat and clean and clearly marked in order to avoid contamination or mixing of materials.
- G. Contractor shall provide on-site instructions and supervision of separation, handling, salvaging, recycling, reuse and return methods to be used by all parties during waste generating stages.
- H. Record on daily reports any problems in complying with laws, regulations and ordinances with corrective action taken.

1.4 TERMINOLOGY

- A. Class III Landfill: A landfill that accepts non-hazardous resources such as household, commercial and industrial waste resulting from construction, remodeling, repair and demolition operations.
- B. Clean: Untreated and unpainted; uncontaminated with adhesives, oils, solvents, mastics and like products.
- C. Construction and Demolition Waste: Includes all non-hazardous resources resulting from construction, remodeling, alterations, repair and demolition operations.
- D. Dismantle: The process of parting out a building in such a way as to preserve the usefulness of its materials and components.
- E. Disposal: Acceptance of solid wastes at a legally operating facility for the purpose of land filling (includes Class III landfills and inert fills).
- F. Inert Backfill Site: A location, other than inert fill or other disposal facility, to which inert materials are taken for the purpose of filling an excavation, shoring or other soil engineering operation.
- G. Inert Fill: A facility that can legally accept inert waste, such as asphalt and concrete exclusively for the purpose of disposal.
- H. Inert Solids/Inert Waste: Non-liquid solid resources including, but not limited to, soil and concrete that does not contain hazardous waste or soluble pollutants at concentrations in excess of water-quality objectives established by a regional water board, and does not contain significant quantities of decomposable solid resources.
- I. Mixed Debris: Loads that include commingled recyclable and non-recyclable materials generated at the construction site.
- J. Mixed Debris Recycling Facility: A solid resource processing facility that accepts loads of mixed construction and demolition debris for the purpose of recovering re-usable and recyclable materials and disposing non-recyclable materials.
- K. Permitted Waste Hauler: A company that holds a valid permit to collect and transport solid wastes from individuals or businesses for the purpose of recycling or disposal.
- L. Recycling: The process of sorting, cleansing, treating, and reconstituting materials for the purpose of using the altered form in the manufacture of a new product. Recycling does not include burning, incinerating or thermally destroying solid waste.

1. On-site Recycling - Materials that are sorted and processed on site for use in an altered state in the work, i.e. concrete crushed for use as a sub-base in paving.
 2. Off-site Recycling - Materials hauled to a location and used in an altered form in the manufacture of new products.
- M. Recycling Facility: An operation that can legally accept materials for the purpose of processing the materials into an altered form for the manufacture of new products. Depending on the types of materials accepted and operating procedures, a recycling facility may or may not be required to have a solid waste facilities permit or be regulated by the local enforcement agency.
- N. Reuse: Materials that are recovered for use in the same form, on-site or off-site.
- O. Return: To give back reusable items or unused products to vendors for credit.
- P. Salvage: To remove waste materials from the site for resale or re-use by a third party.
- Q. Source-Separated Materials: Materials that are sorted by type at the site for the purpose of reuse and recycling.
- R. Solid Waste: Materials that have been designated as non-recyclable and are discarded for the purposes of disposal.
- S. Transfer Station: A facility that can legally accept solid waste for the purpose of temporarily storing the materials for re-loading onto other trucks and transporting them to a landfill for disposal, or recovering some materials for re-use or recycling.

1.5 SUBMITTALS

- A. In accordance with Section 01 33 23, SHOP DRAWINGS, PRODUCT DATA, and SAMPLES, furnish the following:
- B. Prepare and submit to the Project Engineer a written demolition debris management plan. The plan shall include, but not be limited to, the following information:
1. Procedures to be used for debris management.
 2. Techniques to be used to minimize waste generation.
 3. Analysis of the estimated job site waste to be generated:
 - a. List of each material and quantity to be salvaged, reused, recycled.
 - b. List of each material and quantity proposed to be taken to a landfill.

4. Detailed description of the Means/Methods to be used for material handling.
 - a. On site: Material separation, storage, protection where applicable.
 - b. Off site: Transportation means and destination. Include list of materials.
 - 1) Description of materials to be site-separated and self-hauled to designated facilities.
 - 2) Description of mixed materials to be collected by designated waste haulers and removed from the site.
 - c. The names and locations of mixed debris reuse and recycling facilities or sites.
 - d. The names and locations of trash disposal landfill facilities or sites.
 - e. Documentation that the facilities or sites are approved to receive the materials.
- C. Designated Manager responsible for instructing personnel, supervising, documenting and administer over meetings relevant to the Waste Management Plan.
- D. Monthly summary of construction and demolition debris diversion and disposal, quantifying all materials generated at the work site and disposed of or diverted from disposal through recycling.

1.6 APPLICABLE PUBLICATIONS

- A. Publications listed below form a part of this specification to the extent referenced. Publications are referenced by the basic designation only. In the event that criteria requirements conflict, the most stringent requirements shall be met.
- B. U.S. Green Building Council (USGBC):
LEED Green Building Rating System for New Construction

1.7 RECORDS

- A. Maintain records to document the quantity of waste generated; the quantity of waste diverted through sale, reuse, or recycling; and the quantity of waste disposed by landfill or incineration. Records shall be kept in accordance with the LEED Reference Guide and LEED Template.

PART 2 - PRODUCTS

2.1 MATERIALS

- A. List of each material and quantity to be salvaged, recycled, reused.
- B. List of each material and quantity proposed to be taken to a landfill.

- C. Material tracking data: Receiving parties, dates removed, transportation costs, weight tickets, tipping fees, manifests, invoices, net total costs or savings.

PART 3 - EXECUTION

3.1 COLLECTION

- A. Provide all necessary containers, bins and storage areas to facilitate effective waste management.
- B. Clearly identify containers, bins and storage areas so that recyclable materials are separated from trash and can be transported to respective recycling facility for processing.
- C. Hazardous wastes shall be separated, stored, disposed of according to local, state, federal regulations.

3.2 DISPOSAL

- A. Contractor shall be responsible for transporting and disposing of materials that cannot be delivered to a source-separated or mixed materials recycling facility to a transfer station or disposal facility that can accept the materials in accordance with state and federal regulations.
- B. Construction or demolition materials with no practical reuse or that cannot be salvaged or recycled shall be disposed of at a landfill or incinerator.

3.3 REPORT

- A. With each application for progress payment, submit a summary of construction and demolition debris diversion and disposal including beginning and ending dates of period covered.
- B. Quantify all materials diverted from landfill disposal through salvage or recycling during the period with the receiving parties, dates removed, transportation costs, weight tickets, manifests, invoices. Include the net total costs or savings for each salvaged or recycled material.
- C. Quantify all materials disposed of during the period with the receiving parties, dates removed, transportation costs, weight tickets, tipping fees, manifests, invoices. Include the net total costs for each disposal.

- - - E N D - - -

Construction Waste Management Report

Fargo VA Medical Center

Contractor: _____

Month: _____

Roll Off

Date	Amount taken to Landfill (pounds)

Recycling

Date	Material Recycled	Amount (Pounds)	Cost/Credit (\$)