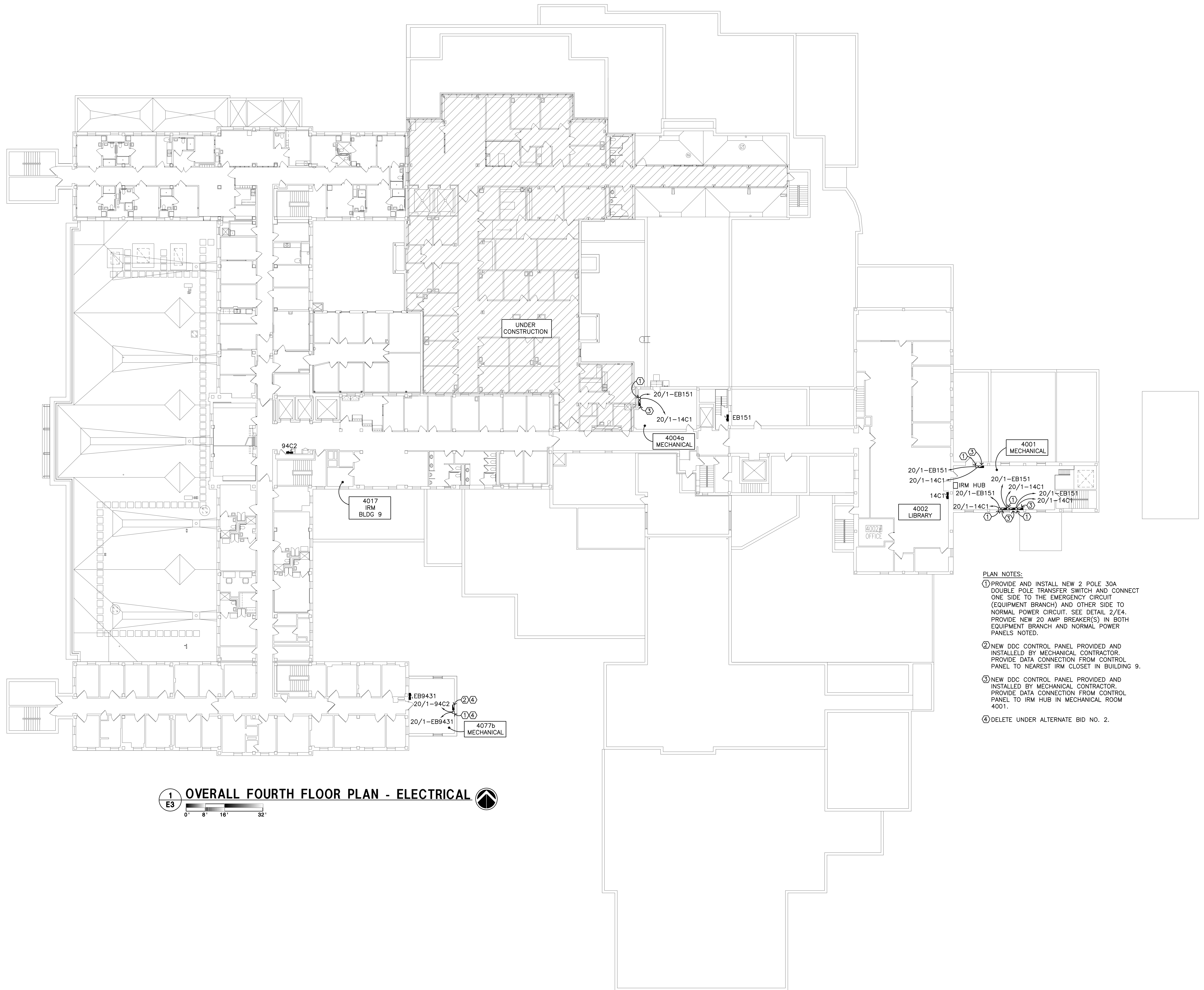


- PLAN NOTES:
- ① PROVIDE AND INSTALL NEW 2 POLE 30A DOUBLE POLE TRANSFER SWITCH AND CONNECT ONE SIDE TO THE EMERGENCY CIRCUIT (EQUIPMENT BRANCH) AND OTHER SIDE TO NORMAL POWER CIRCUIT. SEE DETAIL 2/E4. PROVIDE NEW 20 AMP BREAKER(S) IN BOTH EQUIPMENT BRANCH AND NORMAL POWER PANELS NOTED.
 - ② NEW DDC CONTROL PANEL PROVIDED AND INSTALLED BY MECHANICAL CONTRACTOR. PROVIDE DATA CONNECTION FROM CONTROL PANEL TO NEAREST IRM CLOSET IN BUILDING 9.
 - ③ NEW DDC CONTROL PANEL PROVIDED AND INSTALLED BY MECHANICAL CONTRACTOR. PROVIDE DATA CONNECTION FROM CONTROL PANEL TO NEAREST IRM CLOSET IN BUILDING 46.
 - ④ NEW DDC CONTROL PANEL PROVIDED AND INSTALLED BY MECHANICAL CONTRACTOR. PROVIDE DATA CONNECTION FROM CONTROL PANEL TO NEAREST IRM CLOSET IN BUILDING 1.





1 OVERALL THIRD FLOOR PLAN - ELECTRICAL
E2

0' 8' 16' 32'



- PLAN NOTES:
- ① PROVIDE AND INSTALL NEW 2 POLE 30A DOUBLE POLE TRANSFER SWITCH AND CONNECT ONE SIDE TO THE EMERGENCY CIRCUIT (EQUIPMENT BRANCH) AND OTHER SIDE TO NORMAL POWER CIRCUIT. SEE DETAIL 2/E4. PROVIDE NEW 20 AMP BREAKER(S) IN BOTH EQUIPMENT BRANCH AND NORMAL POWER PANELS NOTED.
 - ② NEW DDC CONTROL PANEL PROVIDED AND INSTALLED BY MECHANICAL CONTRACTOR. PROVIDE DATA CONNECTION FROM CONTROL PANEL TO NEAREST IRM CLOSET IN BUILDING 9.
 - ③ NEW DDC CONTROL PANEL PROVIDED AND INSTALLED BY MECHANICAL CONTRACTOR. PROVIDE DATA CONNECTION FROM CONTROL PANEL TO IRM HUB IN MECHANICAL ROOM 4001.
 - ④ DELETE UNDER ALTERNATE BID NO. 2.

1
E3
OVERALL FOURTH FLOOR PLAN - ELECTRICAL

		 <div>Dept. of Veterans Affairs Medical Center 2101 Elm Street North Fargo, ND 58102</div>	 <div>IMAGE GROUP INC. 403 CENTER AVENUE, SUITE 300 MOORHEAD, MN 56560</div>	 <div>BUILDING SYSTEMS CONSULTANTS Fargo, ND • Grand Forks, ND • Minneapolis, MN 701.280.0500 • 701.775.2594 • 612.341.8728</div>	IMAGE GROUP INC., Architecture & Interiors OBERMILLER NELSON ENGINEERING, Mechanical Engineers MBN ENGINEERS, Electrical Engineers		Drawing Title OVERALL FOURTH FLOOR PLAN - ELECTRICAL REVISIONS		Project Title VA MEDICAL CENTER BUILDING AUTOMATION SYSTEM UPGRADE - PHASE 2		Date April 18, 2012	Department of Veterans Affairs	
VA Project No. 437-12-106							Contract No. VA263-P-1217 VA263-C-		Designed By MB	Checked By MB	Drawn By TP		Drawing No. E3
Building No. 1, 9, 38							AutoCAD File Name 11-174 E3.DWG		Location VA MEDICAL CENTER FARGO, ND		Dwg. 13 of 14		
Revisions							Date						

