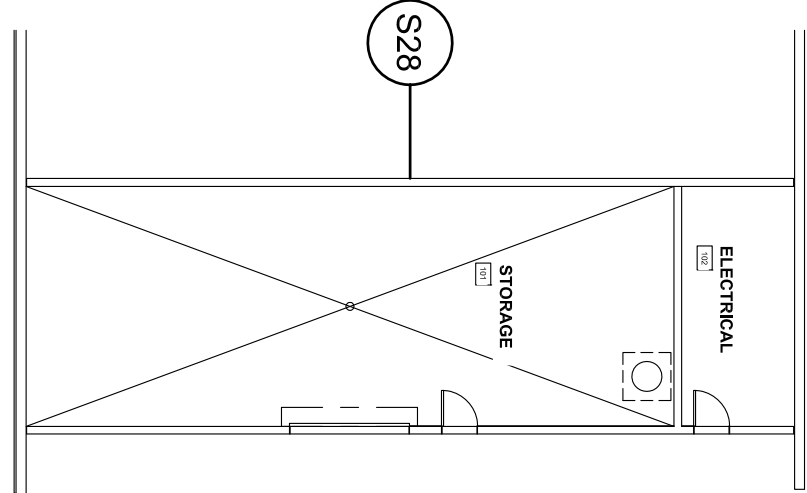


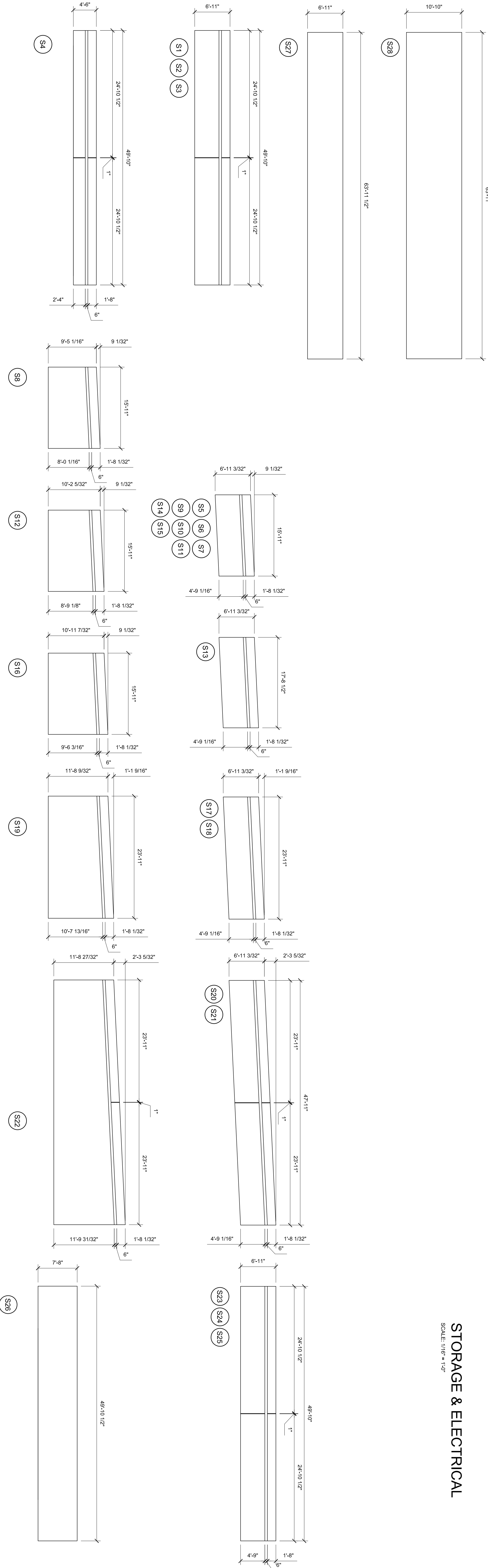
SOUTH ELEVATION

SCALE: 1/8" = 1'-0"



STORAGE & ELECTRICAL

SCALE: 1/16" = 1'-0"



PRECAST PANELS

SCALE: 1/8" = 1'-0"

CONSULTANTS:

ARCHITECT/ENGINEERS:

CONSTRUCTION DOCUMENTS FINAL SUBMISSION

Drawing Title

Project Title

Building Number


Office of Construction and Facilities Management

Approved Project Director

Location

Drawing Number

Department of Veterans Affairs



Project Title		Building Number		Office of Construction and Facilities Management	
Precast Panel Sizes and Configuration		612 - CSI - 102			
Project Title		Building Number		Office of Construction and Facilities Management	
VA Northern California Health Care System		612 - CSI - 102			
Parking Structure		Building Number			
Location		Building Number			
10355 Hospital Way, Mather, CA 95655		612 - CSI - 102			
Date		Building Number			
06/15/2011		612 - CSI - 102			
Checked		Building Number			
ECF		612 - CSI - 102			
Drawn		Building Number			
PAT		612 - CSI - 102			
Dwg. 43 of 122		Building Number			
AS 206		612 - CSI - 102			