PS-02.04 Parking Structure Signs

Small Beam Mounted Directional — Parking Structure

Size
Sign Face:
381 mm H x 1830 mm W
(1' 3" H x 6' 0" W)

Description
Non-illuminated, ceiling hung sign. This sign type is directed specifically to drivers providing them information such as the exit, additional parking and the elevators or stairs.

Message Configuration
(Refer to message layout drawing for dimensions)

Message Layout A allows for 1 message lines at a larger type size.

Message Layout B allows for up to 2 message lines at a smaller type size.

Graphic Process
Surface applied vinyl.

Colors
Text: Various, Refer to Color Chart
Background: Various, Refer to Color Chart

Recommendations
Position sign on bottom edge of beam/soffit and align sign with flow of traffic.

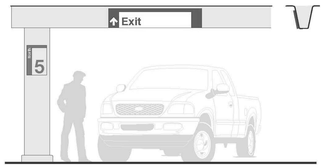

Message Layout A

Message Layout B

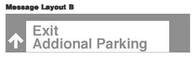

PS-02.04 Parking Structure Signs

Small Beam Mounted Directional — Parking Structure

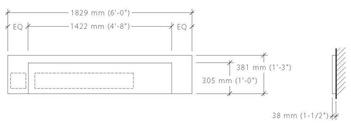

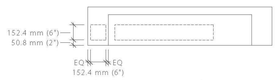

Message Layout A

Message Layout B

PS-03.01 Parking Structure Signs È

Small Wall Mounted Directional — Parking Structure

Size
Sign Face:
915 mm H x 610 mm W
(3' 0" H x 2' 0" W)

Description & Use
Floor identification and directional information specifically targeted to pedestrians. Floor identification signs to be placed next to or near elevators, and exits.

Message Configuration
(Refer to message layout drawing for dimensions)

Message layout A is used for directional as well as floor level information

Message layout B is used for floor level identification

Message layout C is used to provide directional information

Graphic Process
Surface applied vinyl.

Colors
Text: Various, Refer to Color Chart
Background: Various, Refer to Color Chart

Recommendations
Position sign so pedestrians have a clear, unobstructed view of the sign.

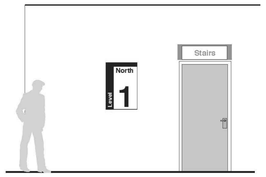

Message Layout A

Message Layout B

Message Layout C

PS-03.01 Parking Structure Signs È

Small Wall Mounted Directional — Parking Structure

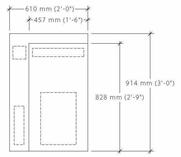



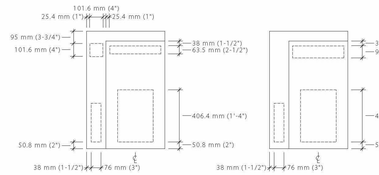

Message Layout A — Message Layout B

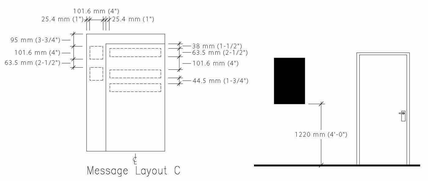

Message Layout C

PS-06.01 Parking Structure Signs È

Wall Mounted Identification — Parking Structure

Size
Sign Face:
305 mm H x 1067 mm W
(1' 0" H x 3' 6" W)

Description & Use
Stairwell and elevator identification sign.

Message Configuration
(Refer to message layout drawing for dimensions)

Graphic Process
Surface applied vinyl.

Colors
Text: Various, Refer to Color Chart
Background: Various, Refer to Color Chart

Recommendations
Position sign so pedestrians have a clear, unobstructed view of the sign.

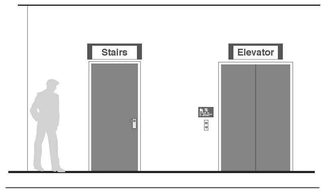

Message Layout A

PS-06.01 Parking Structure Signs È

Wall Mounted Identification — Parking Structure

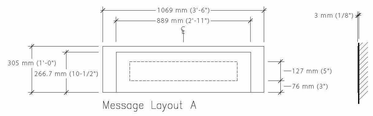

Message Layout A

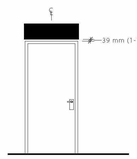

PS-07.01 Parking Structure Signs È

Floor Level Identification — Parking Structure

Size
Sign Face:
(Refer to message layout drawing for dimensions)

Description & Use
Floor level identification for placement on stairwell and elevator doors.

Message Configuration
(Refer to message layout drawing for dimensions)

Graphic Process
Surface applied vinyl.

Colors
Text: Various, Refer to Color Chart
Background: Various, Refer to Color Chart

Recommendations
Position sign so drivers have a clear, unobstructed view of the sign.

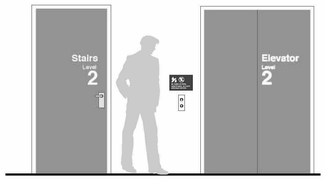

Message Layout

Stairs
Level
2

Alternate Layout

Elevator
Level
3

PS-07.01 Parking Structure Signs È

Floor Level Identification — Parking Structure

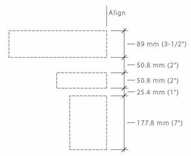

Message Layout A

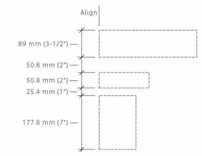

Alternate Layout

CONSTRUCTION DOCUMENTS - FINAL SUBMISSION

Revisions:	Date

CONSULTANTS:

REGISTERED PROFESSIONAL ENGINEER — ERIC CHRISTOPHER FRAMPTON — No. 64567 — EXPIRES 06/30/2011 — CIVIL — STATE OF CALIFORNIA

ARCHITECT/ENGINEERS:

Frampton Consulting Engineers
Civil • Structural • Design • Construction
895 W. Ashlan Ave. Clovis, CA 93612
TEL:(559)346-0800 FAX:(559)346-0900
EFRAMPTON@FCE-ENG.COM

Drawing Title: Signage Details

Approved: Project Director

Project Title: VA Northern California Health Care System Parking Structure

Location: 10535 Hospital Way, Mather, CA 95655

Date: 05/19/2011 | Checked: ECF | Drawn: RAT

Project Number: 612 - CSI - 102

Building Number: N/A

Drawing Number: AS 505

Dwg. 70 of 122

Office of Construction and Facilities Management

Department of Veterans Affairs

VA FORM 08-6231