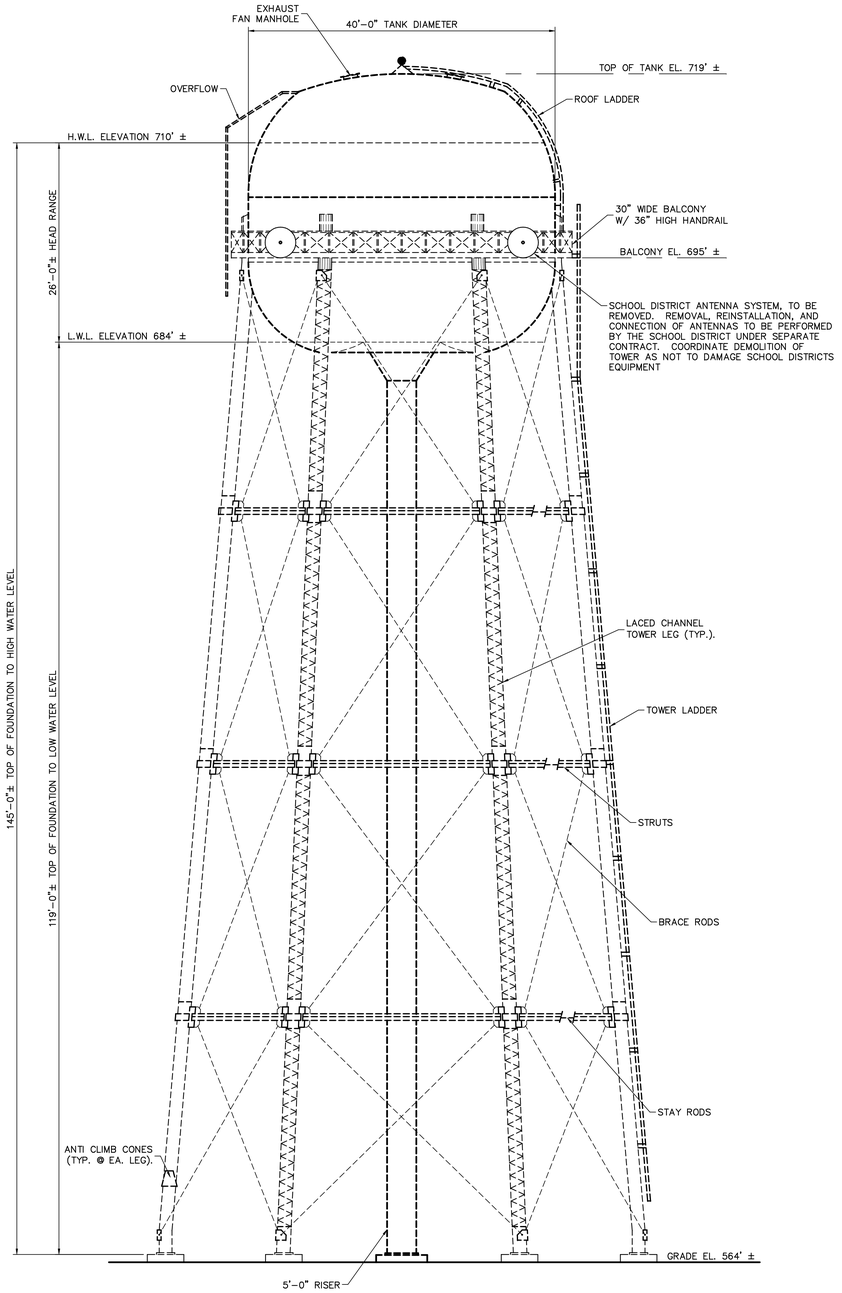


## DEMOLITION – WATER TOWER ELEVATION

SCALE: 1/8"=1'-0"

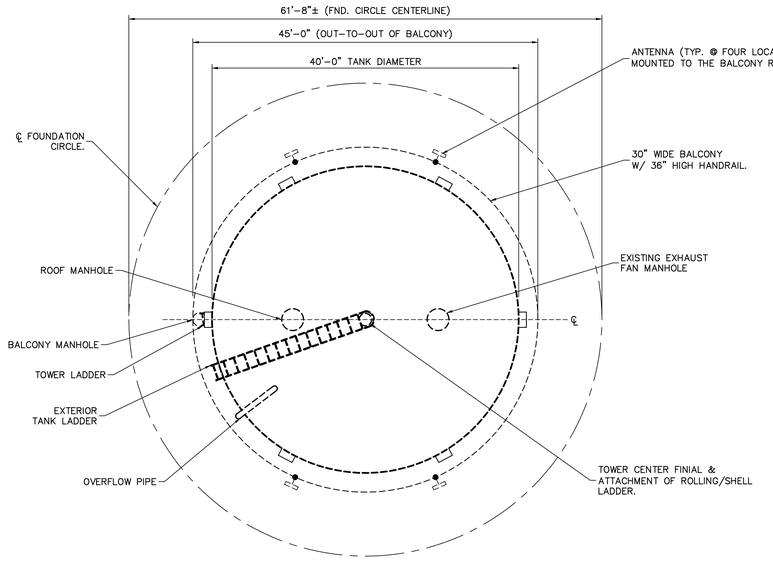


## DEMOLITION – WATER TOWER PLAN

SCALE: 1/8"=1'-0"

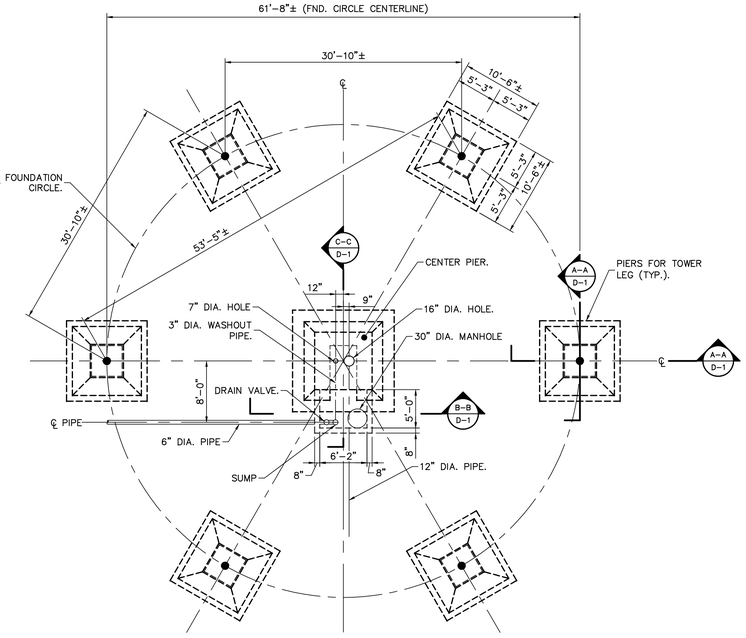


## DEMOLITION – FOUNDATION PLAN

SCALE: 1/8"=1'-0"

## DRAWING LEGEND:

ITEMS, EQUIPMENT, AND MATERIALS TO BE REMOVED.

**BID NOTE:**

A LINE ITEM IS INCLUDED IN THE BID FORMS FOR ANY SALVAGE VALUE THE CONTRACTOR WILL RECEIVE FOR RECYCLING THE EXISTING WATER TANK AND ITS APPURTENANCES. DISMANTLING OF THE EXISTING WATER TANK AND HAULING IT TO THE SALVAGE DESTINATION WILL BE INCLUDED IN THE BID OF WORK FOR THIS PROJECT. ANY MONIES RECEIVED, OR EXPECTED TO BE RECEIVED, BY THE CONTRACTOR FOR THE SCRAP STEEL WILL BE LISTED SEPARATELY AND SHALL BE SUBTRACTED FROM THE BID FOR THE WORK OF THIS PROJECT RESULTING IN THE NET LUMP SUMP BASE BID.

## DEMOLITION NOTES:

1. CONTRACTOR SHALL REMOVE UPPER PORTIONS OF PERIMETER PIERS AND CENTER PIER TO A LEVEL 1'-0" BELOW EXISTING GRADE. INFILL OR COVER OVER PORTIONS OF THE PIERS TO REMAIN USING SOIL AVAILABLE AT SITE.
2. CONTRACTOR TO REMOVE & DISPOSE OF EXISTING FENCE SURROUNDING THE EXISTING TANK. REFER TO DRAWING C-1 FOR EXISTING FENCE LOCATION. ALL EXISTING FENCE POST FOUNDATIONS SHALL BE REMOVED AND DISPOSED OF.
3. ALL COORDINATION FOR THE CORNWALL LEBANON SCHOOL DISTRICT ANTENNAE SYSTEM SHALL BE WITH THE COTR.
4. FOR TREE CLUMPS TO BE REMOVED. SEE DRAWING SP-1
5. WHEN EXCAVATING TRENCH IN VICINITY AT EXISTING VALVE NO. 19 TO INSTALL NEW WATER LINE UNCOVER VALVE TO ALLOW FOR EXAMINATION. CONTRACTOR SHALL PREPARE DETAIL TO PROVIDE FOR PROPER CONNECTION BETWEEN EXISTING PIPE AND NEW PIPE.
6. DEMOLITION ITEMS SHALL BE REMOVED FROM THE JOB SITE AND PROPERLY DISPOSED OF EXCEPT AS DIRECTED BY THE V.A.'s REPRESENTATIVE.
7. THE EXISTING 12 INCH PIPE BETWEEN LOCATION OF EXISTING VALVE NO. 19 AND THE EXISTING WATER TOWER SHALL BE ABANDONED IN PLACE AS FOLLOWS:

   AT THE TANK CUT OFF PIPE 1 FOOT BELOW GRADE AND CAP. CAP PIPE AT AREA OF VALVE NO. 19. FOR LOCATION SEE DRAWING SP-1.
8. REFER TO CONSTRUCTION PHASING SEQUENCE ON DRAWING C-2.
9. THERE ARE 6 ISOLATED FOOTINGS AT THE PERIMETER OF THE EXISTING WATER TOWER. THE DEMOLITION OF THE FOUNDATION PLAN SHOWN ON DRAWING D-1 DOES NOT DELINEATE THE RELATIONSHIP OF THESE ISOLATED FOOTING WITH RESPECT TO COMPASS ORIENTATION. THE CONTRACTOR SHALL LOCATE AND RECORD THESE ISOLATED FOOTINGS AS PART OF THE WORK SPECIFIED IN SECTION 02 21 00, SITE SURVEYS.
10. ALL EROSION AND SEDIMENTATION CONTROLS SHALL BE IN PLACE PRIOR TO THE START OF DEMOLITION. SEE DRAWING ES-1 FOR LOCATION OF EROSION AND SEDIMENTATION CONTROLS.
11. REMOVE EXISTING GROUND MOUNTED LIGHT FIXTURES (4) AT PERIMETER OF EXISTING WATER TANK INCLUDING LIGHT FIXTURE FOUNDATIONS.
12. THE CONTRACTOR SHALL CHECK AND VERIFY ALL CONDITIONS AND DIMENSIONS BEFORE PROCEEDING WITH THE WORK. CONTRACTOR SHALL REPORT ANY DISCREPANCIES TO THE A/E FOR RESOLUTION PRIOR TO BEGINNING ANY WORK. DISCOVERY OF ANY DISCREPANCIES AFTER THE WORK IS COMMENCED SHALL BE THE RESPONSIBILITY OF THE CONTRACTOR.
13. THERE IS AN EXISTING 2" DRAIN VALVE IN THE EXISTING VAULT BELOW THE RISER OF THE EXISTING TANK. WATER FOR CONSTRUCTION AND TESTING CAN BE OBTAINED AT THIS LOCATION. REFER TO SPECIFICATION SECTION 01 00 00 ARTICLE 1.22.
14. ANY WATER REMAINING IN THE EXISTING TANK WILL BE DRAINED SLOWLY TO AN EXISTING WATER COURSE VIA THE EXISTING 2" VALVE IN THE VAULT AT THE CENTER OF THE EXISTING TANK FOUNDATIONS. DRAIN RATE SHALL BE SUCH AS TO NOT OVERTAX THE DRAINAGE SYSTEM TO WHICH THE WATER IS DISCHARGED.

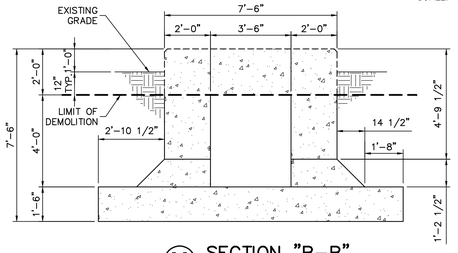


B-B D-1 SECTION "B-B"

SCALE: 3/8" = 1'-0" 4115DT02

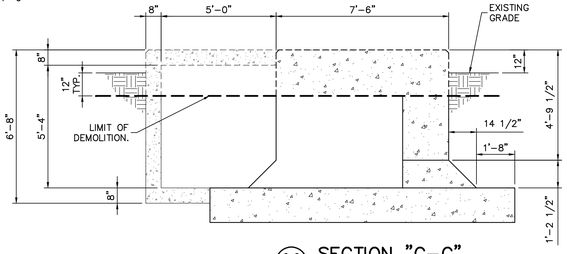


C-C D-1 SECTION "C-C"

SCALE: 3/8" = 1'-0" 4115DT02

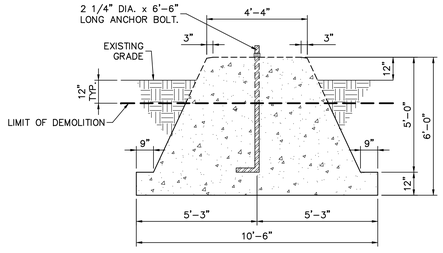


A-A D-1 SECTION "A-A"

SCALE: 3/8" = 1'-0" 4115DT01

| Revisions | Date |
|---|---|
| | |

Lamereaux Consulting, LLC
Building Construction & Site Design Services
25 South Washington Avenue (570) 876-5350
Jermyn, Pennsylvania 18433
Service Disabled Veteran Owned Small Business

KBA Engineering, p.c.
engineers – architects – constructionmanagers
25 South Washington Avenue (570) 876-5744
Jermyn, Pennsylvania 18433 e-mail: mail@kbapc.net
4115D01a

Seal:

Drawing Title: DEMOLITION: EXISTING WATER TOWER PLAN & ELEVATION

Project Title: **LEBANON VA Medical Center CORRECT WATER TOWER DEFICIENCIES**

Location: Lebanon, PA

Date: 04/13/12 | Checked: DK | Drawn: CR/RF

Project Number: VA PROJ. NO. 595-11-115

Building Number(s):

Drawing Number: D-1

Dwg. 6 of 10

Department of Veterans Affairs