


three inches = one foot  
one and one-half inch = one foot  
one inch = one foot  
one inch = one foot  
three-quarters inch = one foot  
one-half inch = one foot  
one-half inch = one foot  
three-eighths inch = one foot  
one-quarter inch = one foot  
one-eighth inch = one foot


ELECTRICAL SYMBOLS - LIGHTING PLAN




SWITCH, CEILING MOUNTED PULL

SWITCH  
BLANK = SINGLE POLE  
3 = THREE-WAY  
D = DIMMER  
LV= LOW VOLTAGE  
LM= LOW VOLTAGE MASTER  
PB= PUSH BUTTON STATION  
T = TIMER OPERATED  
X = EXPLOSION PROOF


2 = DOUBLE POLE  
4 = FOUR-WAY  
K = KEY OPERATED  
L = LOCK  
P = WITH PILOT LIGHT  
RC= REMOTE CONTROL  
WP= WEATHER PROOF  
Mo= OCCUPANCY SENSOR



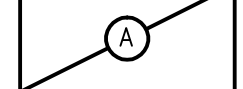
SWITCH, LAMP HOLDER POLE



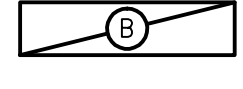
LIGHT FIXTURE SURFACE, CEILING MOUNTED



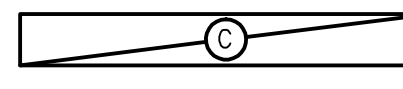
LIGHT FIXTURE RECESSED, CEILING MOUNTED




LIGHT FIXTURE, RECESSED FLUORESCENT, 2'x4' [610x1220mm]; LETTER INDICATES TYPE.




LIGHT FIXTURE, RECESSED FLUORESCENT, 1'x4' [305x1220mm]; LETTER INDICATES TYPE.



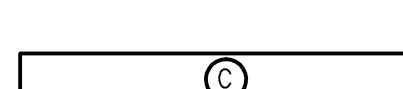
LIGHT FIXTURE, RECESSED FLUORESCENT, 1'x8' [305x2439mm]; LETTER INDICATES TYPE.



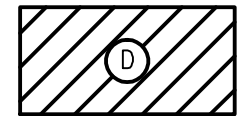
LIGHT FIXTURE, SURFACE MOUNTED FLUORESCENT, 2'x4' [610x1220mm]; LETTER INDICATES TYPE.



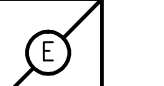
LIGHT FIXTURE, SURFACE MOUNTED FLUORESCENT, 1'x4' [305x1220mm]; LETTER INDICATES TYPE.




LIGHT FIXTURE, SURFACE MOUNTED FLUORESCENT, 1'x8' [305x2439mm]; LETTER INDICATES TYPE.



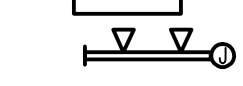
LIGHT FIXTURE, FLUORESCENT EMERGENCY; LETTER INDICATES TYPE.




LIGHT FIXTURE, RECESSED FLUORESCENT, 2'x2' [610x610mm]; LETTER INDICATES TYPE.




LIGHT FIXTURE, SURFACE MOUNTED FLUORESCENT, 2'x2' [610x610mm]; LETTER INDICATES TYPE.




LIGHT TRACK WITH HEADS AS SHOWN




LIGHT FIXTURE, STRIP/INDUSTRIAL FLUORESCENT; LETTER INDICATES TYPE.




LIGHT FIXTURE, WALL MOUNTED



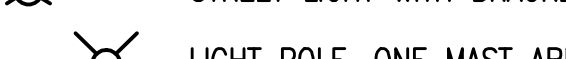
LIGHTING, ONE HEAD EMERGENCY BATTERY POWER




LIGHTING, TWO HEAD EMERGENCY BATTERY POWER



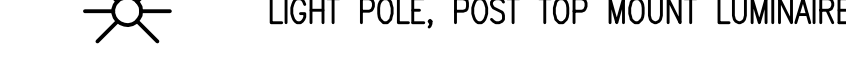
LIGHTING, THREE HEAD EMERGENCY BATTERY POWER



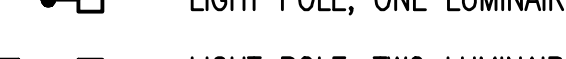
STREET LIGHT WITH BRACKET




LIGHT POLE, ONE MAST ARM, ONE LUMINAIRE




LIGHT POLE, POST TOP MOUNT LUMINAIRE




LIGHT POLE, ONE LUMINAIRE




LIGHT POLE, TWO LUMINAIRES




LIGHTING, EXTERIOR BUILDING




EXTERIOR FLOOD LIGHT




EXIT SIGN, WALL MOUNTED WITH DIRECTIONAL ARROWS AND FACES AS SHOWN



EXIT SIGN, CEILING MOUNTED WITH DIRECTIONAL ARROWS AND FACES AS SHOWN




LIGHT FIXTURE, BOLLARD

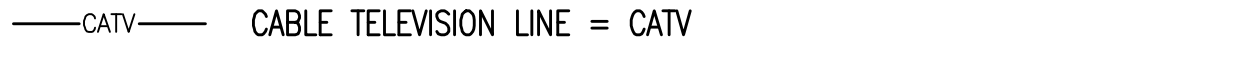


LIGHT FIXTURE, DIRECTIONAL

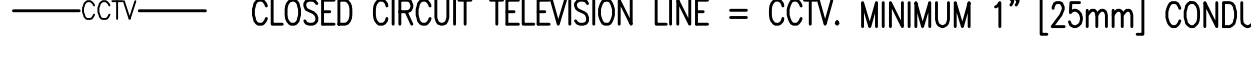
COMMUNICATION SYMBOLS



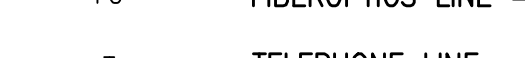
OUTLET, COMBINATION TELEPHONE/DATA COMMUNICATION




CABLE TELEVISION LINE = CATV




CLOSED CIRCUIT TELEVISION LINE = CCTV. MINIMUM 1" [25mm] CONDUIT




FIBEROPTICS LINE = FO




TELEPHONE LINE = T




INTERCOM LINE = I. MINIMUM 3/4" [19mm] CONDUIT.




SOUND LINE = S




NURSE CALL LINE = NC. MINIMUM 3/4" [19mm] CONDUIT.



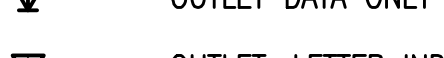
TELECOMMUNICATIONS MANHOLE



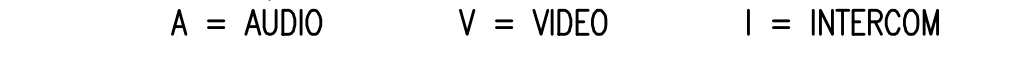
FLOOR RECEPTACLE, TELEPHONE




OUTLET TELEPHONE; LETTER INDICATES AS FOLLOWS:  
J = JACK TYPE W = WALL TYPE




OUTLET DATA ONLY




OUTLET; LETTER INDICATES AS FOLLOWS:  
A = AUDIO V = VIDEO I = INTERCOM



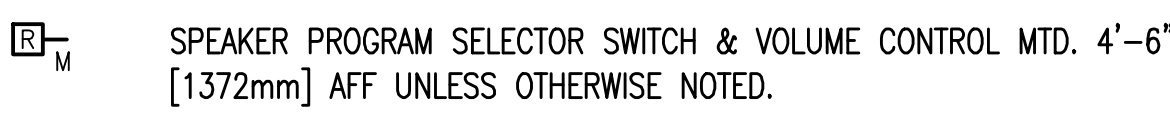
SPEAKER, CEILING MOUNTED, "X" INDICATES THE TYPE, PROVIDE SCHEDULE ON LEGEND



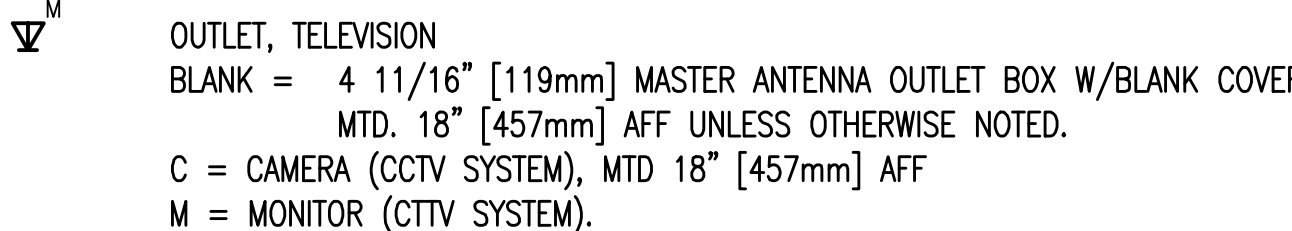
SPEAKER, WALL MOUNTED, "X" INDICATES THE TYPE, PROVIDE SCHEDULE ON LEGEND. MTD. 7'-6" [2286mm] AFF UNLESS OTHERWISE NOTED.




RADIO CHANNEL SELECTOR FACILITIES, MTD. 4'-6" [1372mm] AFF UNLESS OTHERWISE NOTED.




SPEAKER PROGRAM SELECTOR SWITCH & VOLUME CONTROL MTD. 4'-6" [1372mm] AFF UNLESS OTHERWISE NOTED.



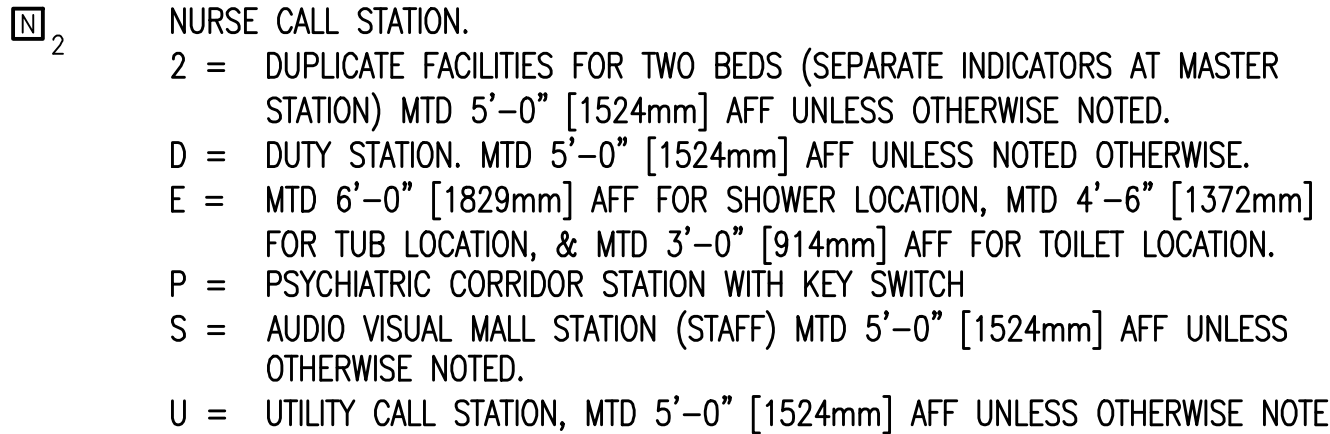
OUTLET, TELEVISION  
BLANK = 4 11/16" [119mm] MASTER ANTENNA OUTLET BOX W/BLANK COVER, MTD. 18" [457mm] AFF UNLESS OTHERWISE NOTED.  
C = CAMERA (CCTV SYSTEM), MTD 18" [457mm] AFF  
M = MONITOR (CTTV SYSTEM).



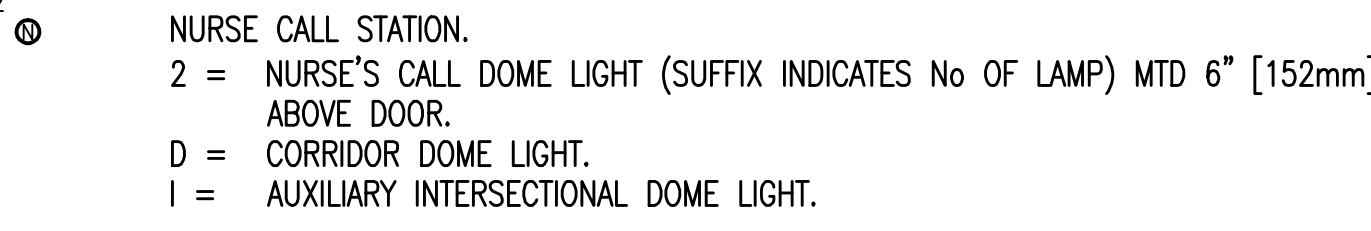
NURSE'S CALL MASTER STATION MTD ON NURSE'S COUNTER TOP UNLESS OTHERWISE NOTED.




NURSE CALL TERMINAL CABINET.




NURSE CALL STATION.  
2 = DUPLICATE FACILITIES FOR TWO BEDS (SEPARATE INDICATORS AT MASTER STATION) MTD 5'-0" [1524mm] AFF UNLESS OTHERWISE NOTED.  
D = DUTY STATION, MTD 5'-0" [1524mm] AFF UNLESS NOTED OTHERWISE.  
E = MTD 6'-0" [1829mm] AFF FOR SHOWER LOCATION, MTD 4'-6" [1372mm] AFF FOR TUB LOCATION, & MTD 3'-0" [914mm] AFF FOR TOILET LOCATION.  
P = PSYCHIATRIC CORRIDOR STATION WITH KEY SWITCH  
S = AUDIO VISUAL WALL STATION (STAFF) MTD 5'-0" [1524mm] AFF UNLESS OTHERWISE NOTED.  
U = UTILITY CALL STATION, MTD 5'-0" [1524mm] AFF UNLESS OTHERWISE NOTED.



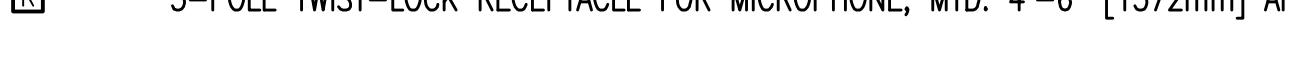
NURSE CALL STATION.  
2 = NURSE'S CALL DOME LIGHT (SUFFIX INDICATES No OF LAMP) MTD 6" [152mm] ABOVE DOOR.  
D = CORRIDOR DOME LIGHT.  
I = AUXILIARY INTERSECTIONAL DOME LIGHT.



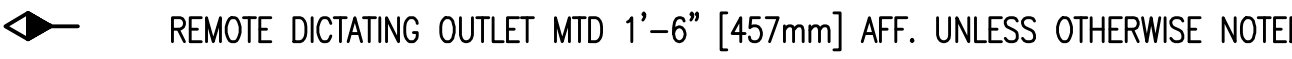
TELEPHONE TERMINAL CABINET




TELEPHONE BACKBOARD (WALL MOUNTED)




3-POLE TWIST-LOCK RECEPTACLE FOR MICROPHONE, MTD. 4'-6" [1372mm] AFF.



REMOTE DICTATING OUTLET MTD 1'-6" [457mm] AFF. UNLESS OTHERWISE NOTED.



INTERCOM STATION (REFER TO SPECS. FOR FUNCTIONAL OPERATION OF INSTRUMENT & TYPE REQUIRED).



INTERCOM STAFF STATION.

NOTE:  
FOR WHEELCHAIR PATIENT USE MOUNT TELEPHONE OUTLET 36" [914mm] AFF TO BOTTOM OF OUTLET BOX.


DESK PHONES - MOUNT OUTLET 1'-6" [457mm] AFF

PAY PHONES - MOUNT OUTLET 4'-0" [1219mm] AFF


HEIGHT OF TELECARD OUTLETS SHALL BE AS INDICATED ON BEDWALLS OR PBPU DETAILS.

SEE VA BARRIER FREE DESIGN GUIDE PG-18-13.


ELECTRONIC SAFETY AND SECURITY SYMBOLS



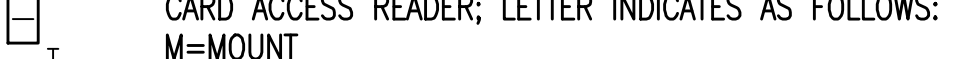
AUDIO DEVICE; LETTER INDICATES AS FOLLOWS:  
M=MOUNT  
C=CEILING D=DESK F=FLUSH H=HIDDEN M=MULLION  
P=PEDESTAL R=RACK S=SURFACE W=WALL  
T=TECHNOLOGY/TYPE  
B=BELL C=CHIME H=HORN K=KLAXON  
L=LISTEN-IN M=MICROPHONE S=SOUNDER S=SPEAKER Z=BUZZER




BI-STATIC BEAM SENSOR; LETTER INDICATES AS FOLLOWS:  
M=MOUNT  
C=CEILING D=DESK F=FLUSH H=HIDDEN M=MULLION  
P=PEDESTAL R=RACK S=SURFACE W=WALL  
T=TECHNOLOGY/TYPE  
I=INFRARED M=MICROWAVE  
F=FUNCTION  
RX=RECEIVE TX=TRANSMIT




BIOMETRICS ACCESS CONTROL DEVICE; LETTER INDICATES AS FOLLOWS:  
M=MOUNT  
C=CEILING D=DESK F=FLUSH H=HIDDEN M=MULLION  
P=PEDESTAL R=RACK S=SURFACE W=WALL  
T=TECHNOLOGY/TYPE  
F=FINGER PRINT H=HAND GEOMETRY I=EYE IRIS  
R=EYE RETINA V=VOICE




CARD ACCESS READER; LETTER INDICATES AS FOLLOWS:  
M=MOUNT  
C=CEILING D=DESK F=FLUSH H=HIDDEN M=MULLION  
P=PEDESTAL R=RACK S=SURFACE W=WALL  
T=TECHNOLOGY/TYPE  
B=BARCODE F=ELEVATOR FLOOR CALL H=ELEVATOR HALL CALL  
M=MAG STRIP P=PROXIMITY S=SMART CARD  
T=TOKEN



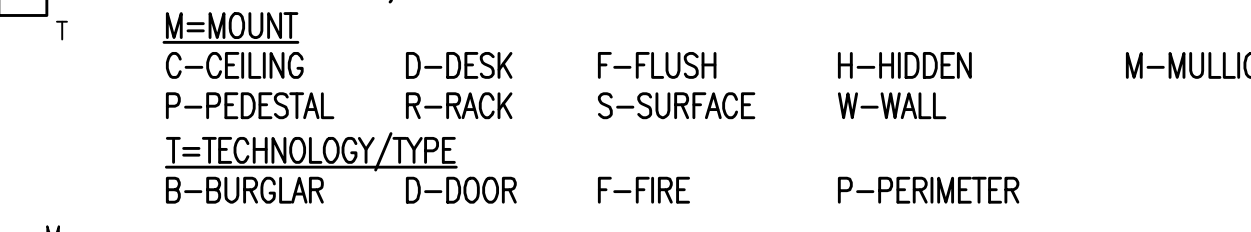
CARD READER WITH KEYPAD; LETTER INDICATES AS FOLLOWS:  
M=MOUNT  
C=CEILING D=DESK F=FLUSH H=HIDDEN M=MULLION  
P=PEDESTAL R=RACK S=SURFACE W=WALL  
T=TECHNOLOGY/TYPE



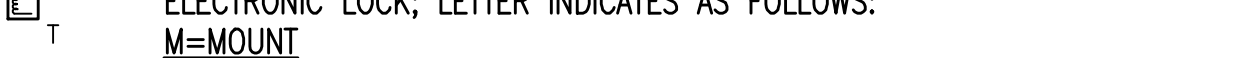
CARD READER WITH TIME AND ATTENDANCE; LETTER INDICATES AS FOLLOWS:  
M=MOUNT  
C=CEILING D=DESK F=FLUSH H=HIDDEN M=MULLION  
P=PEDESTAL R=RACK S=SURFACE W=WALL  
T=TECHNOLOGY/TYPE



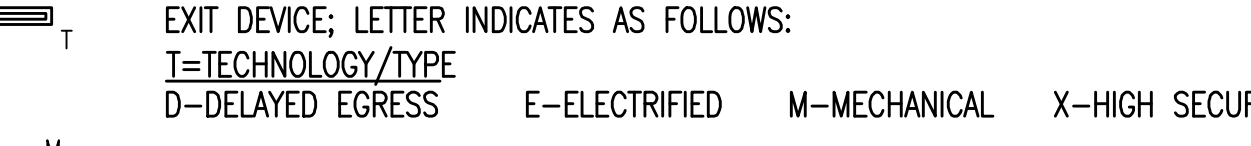
CENTRAL PROCESSING UNIT



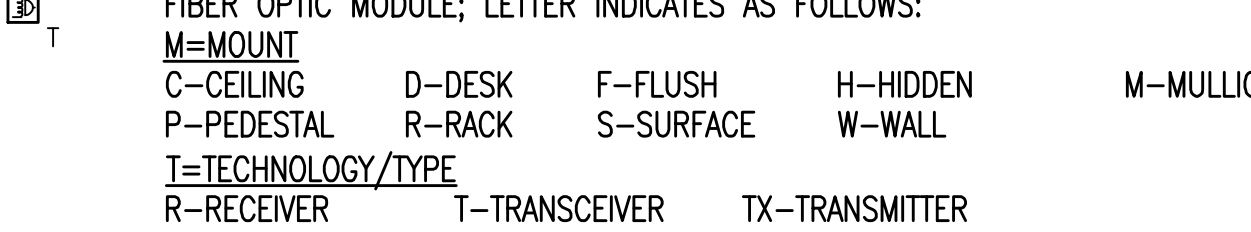
CONTROL PANEL; LETTER INDICATES AS FOLLOWS:  
M=MOUNT  
C=CEILING D=DESK F=FLUSH H=HIDDEN M=MULLION  
P=PEDESTAL R=RACK S=SURFACE W=WALL  
T=TECHNOLOGY/TYPE  
B=BURGLAR D=DOOR F=FIRE P=PERIMETER



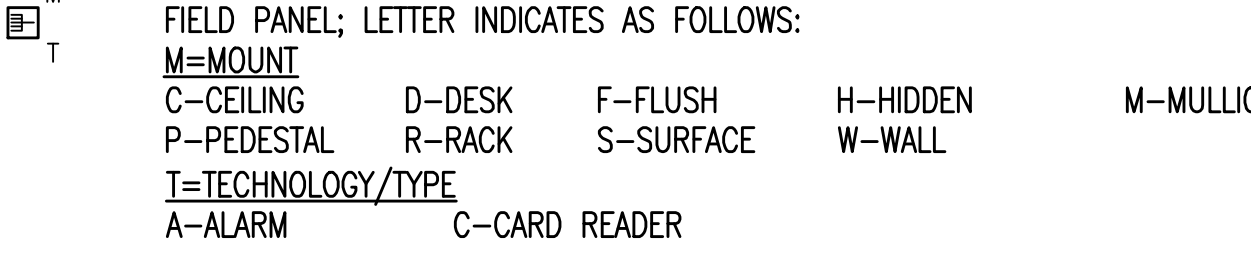
ELECTRONIC LOCK; LETTER INDICATES AS FOLLOWS:  
M=MOUNT  
C=CEILING D=DESK F=FLUSH H=HIDDEN M=MULLION  
P=PEDESTAL R=RACK S=SURFACE W=WALL  
T=TECHNOLOGY/TYPE  
D=DEADBOLT H=HYBRID L=LATCH SET M=MAGNETIC S=STRIKE



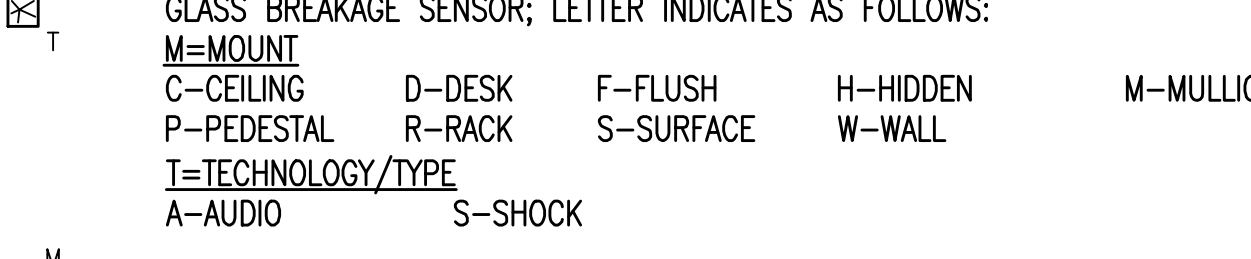
EXIT DEVICE; LETTER INDICATES AS FOLLOWS:  
T=TECHNOLOGY/TYPE  
D=DELAYED EGRESS E=ELECTRIFIED M=MECHANICAL X=HIGH SECURITY



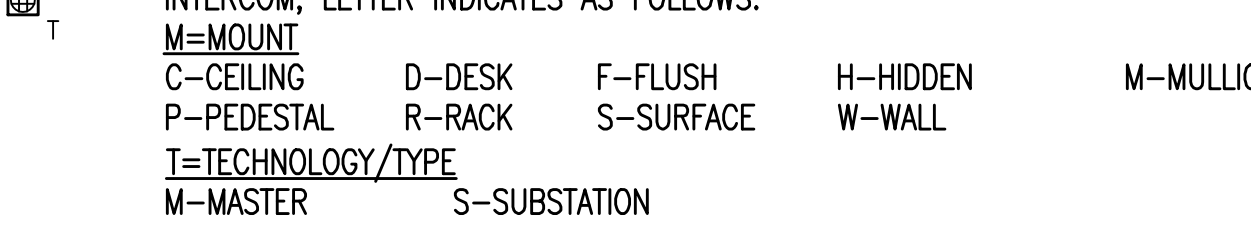
FIBER OPTIC MODULE; LETTER INDICATES AS FOLLOWS:  
M=MOUNT  
C=CEILING D=DESK F=FLUSH H=HIDDEN M=MULLION  
P=PEDESTAL R=RACK S=SURFACE W=WALL  
T=TECHNOLOGY/TYPE  
R=RECEIVER T=TRANSCIVER TX=TRANSMITTER




FIELD PANEL; LETTER INDICATES AS FOLLOWS:  
M=MOUNT  
C=CEILING D=DESK F=FLUSH H=HIDDEN M=MULLION  
P=PEDESTAL R=RACK S=SURFACE W=WALL  
T=TECHNOLOGY/TYPE  
A=ALARM C=CARD READER



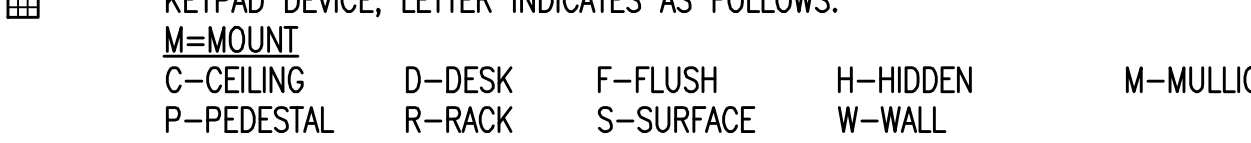
GLASS BREAKAGE SENSOR; LETTER INDICATES AS FOLLOWS:  
M=MOUNT  
C=CEILING D=DESK F=FLUSH H=HIDDEN M=MULLION  
P=PEDESTAL R=RACK S=SURFACE W=WALL  
T=TECHNOLOGY/TYPE  
A=ALARM S=SHOCK



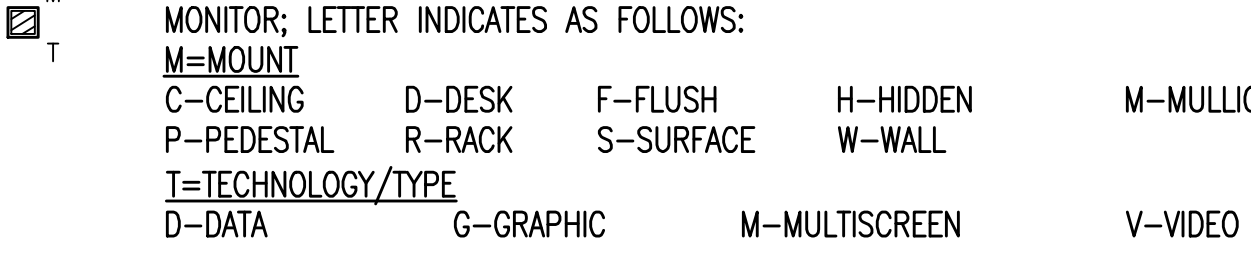
INTERCOM; LETTER INDICATES AS FOLLOWS:  
M=MOUNT  
C=CEILING D=DESK F=FLUSH H=HIDDEN M=MULLION  
P=PEDESTAL R=RACK S=SURFACE W=WALL  
T=TECHNOLOGY/TYPE  
M=MASTER S=SUBSTATION



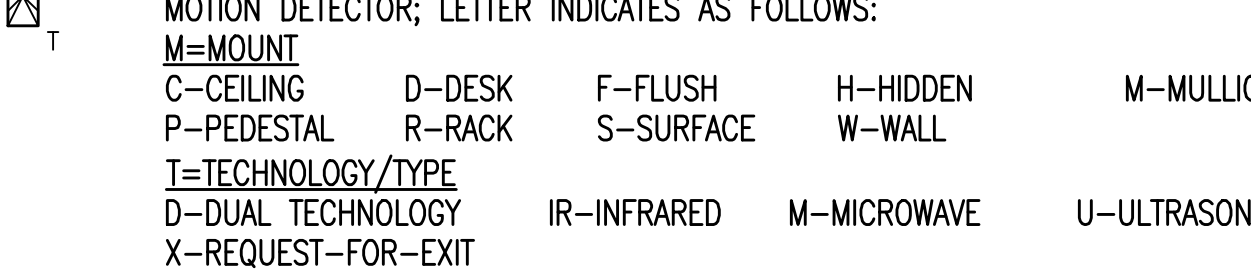
KEYBOARD



KEYPAD DEVICE; LETTER INDICATES AS FOLLOWS:  
M=MOUNT  
C=CEILING D=DESK F=FLUSH H=HIDDEN M=MULLION  
P=PEDESTAL R=RACK S=SURFACE W=WALL




MONITOR; LETTER INDICATES AS FOLLOWS:  
M=MOUNT  
C=CEILING D=DESK F=FLUSH H=HIDDEN M=MULLION  
P=PEDESTAL R=RACK S=SURFACE W=WALL  
T=TECHNOLOGY/TYPE  
D=DATA G=GRAPHIC M=MULTISCREEN V=VIDEO




MOTION DETECTOR; LETTER INDICATES AS FOLLOWS:  
M=MOUNT  
C=CEILING D=DESK F=FLUSH H=HIDDEN M=MULLION  
P=PEDESTAL R=RACK S=SURFACE W=WALL  
T=TECHNOLOGY/TYPE  
D=DUAL TECHNOLOGY IR=INFRARED M=MICROWAVE U=ULTRASONIC  
X=REQUEST-FOR-EXIT


ELECTRONIC SAFETY AND SECURITY SYMBOLS - CONTINUED




RECORDER; LETTER INDICATES AS FOLLOWS:  
M=MOUNT  
C=CEILING D=DESK F=FLUSH H=HIDDEN M=MULLION  
P=PEDESTAL R=RACK S=SURFACE W=WALL  
T=TECHNOLOGY/TYPE  
A=AUDIO D=DIGITAL V=VIDEO



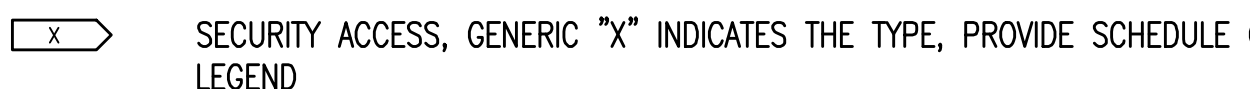
SECURITY ACCESS, ANNUNCIATOR PANEL




SECURITY ACCESS, BUZZER. MTD 1'-6" [457mm] AFF UNLESS OTHERWISE NOTED




SECURITY ACCESS, CONTROL UNIT WITH CLOSED CIRCUIT TELEVISION CAMERA




SECURITY ACCESS, GENERIC "X" INDICATES THE TYPE, PROVIDE SCHEDULE OR LEGEND




SECURITY ACCESS, HORN OR SIREN




SECURITY ACCESS, OUTDOOR MICROWAVE TRANSMISSION UNIT




SECURITY ACCESS, PANIC ALARM




SECURITY ACCESS, VIDEO CAMERA WITH LENS  
M = MOTION DETECTOR  
PZ = MOTION DETECTOR WITH PAN AND ZOOM  
PTZ= MOTION DETECTOR WITH PAN, TILT, AND ZOOM



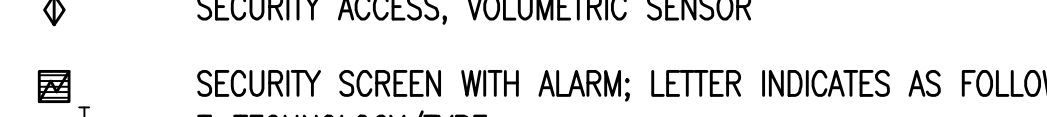
SECURITY ACCESS, PANNING CAMERA TRAVERSE ANGLE



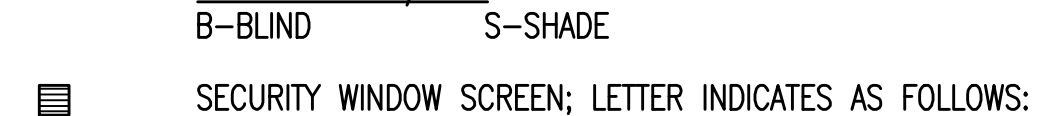
SECURITY ACCESS, VIDEO CAMERA WITH LENS, ANGLE OF VIEW



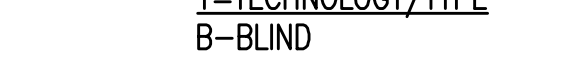
SECURITY ACCESS, VOLUMETRIC SENSOR




SECURITY SCREEN WITH ALARM; LETTER INDICATES AS FOLLOWS:  
T=TECHNOLOGY/TYPE  
B=BLIND S=SHADE




SECURITY WINDOW SCREEN; LETTER INDICATES AS FOLLOWS:  
T=TECHNOLOGY/TYPE  
B=BLIND




VIDEO CONTROL KEYBOARD




VIDEO MOTION DETECTOR




SECURITY ACCESS, SENSOR, BURIED VEHICULAR




SECURITY ACCESS, SWITCH, BALANCED MAGNETIC CONTROL




SECURITY ACCESS, TELEPHONE HANDSET




CODE ONE CONTROL AND ALARM STATION. MTD 5'-0" [1524mm] AFF UNLESS OTHERWISE NOTED.




CODE ONE TERMINAL CABINET.




CODE ONE ANNUNCIATOR PANEL.



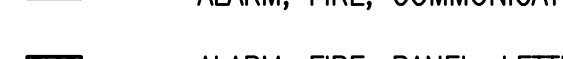
CODE ONE BEDSIDE STATION.




CODE ONE DUTY STATION, MTD 5'-0" [1524mm] AFF UNLESS OTHERWISE NOTED.




ALARM, CHECK VALVE



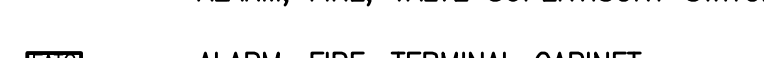
ALARM, FIRE, COMMUNICATOR




ALARM, FIRE, PANEL; LETTERS INDICATE AS FOLLOWS:  
FACP = FIRE ALARM CONTROL PANEL  
MFACP= MASTER FIRE ALARM CONTROL PANEL  
FACP = CONTROL PANEL  
FAFP = ANNUNCIATOR PANEL




ALARM, FIRE; LETTERS INDICATE AS FOLLOWS:  
BATT = BATTERIES CHR = CHARGER FAR = RECORDER




ALARM, FIRE, VALVE SUPERVISORY SWITCH.




ALARM, FIRE, TERMINAL CABINET.




ALARM, FIRE, POST INDICATOR VALVE.




ALARM, TRANSPONDER OR TRANSMITTER




ALARM, FIRE, MANUAL PULL STATION




ALARM, GONG




ALARM, HORN/LIGHT, ONE ASSEMBLY




ALARM, HORN/LIGHT, ONE ASSEMBLY WITH CHIME




ALARM, HORN/LIGHT, SEPARATE ASSEMBLY




ALARM, LAMP LIGHT, SIGNAL LIGHT, STROBE



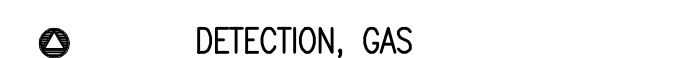
ALARM, MANUAL CONTROL




ALARM, MINI HORN



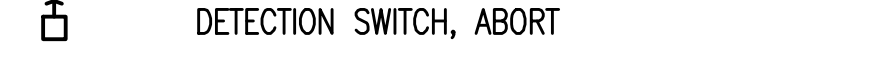
ALARM, SPRINKLER SYSTEM WATER FLOW BELL



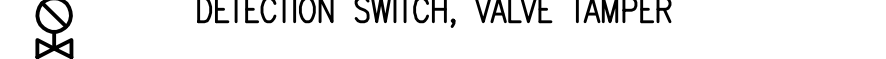
ALARM, VOICE COMMUNICATION PANEL




ALARM, TAMPER SWITCH



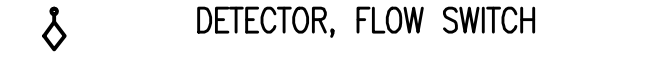
DETECTION, GAS




DETECTION, SMOKE CONTROL AND PRESSURE PANEL




DETECTION SWITCH, ABORT




DETECTION SWITCH, VALVE TAMPER



DETECTOR, FLAME FLICKER




DETECTOR, FLOW SWITCH

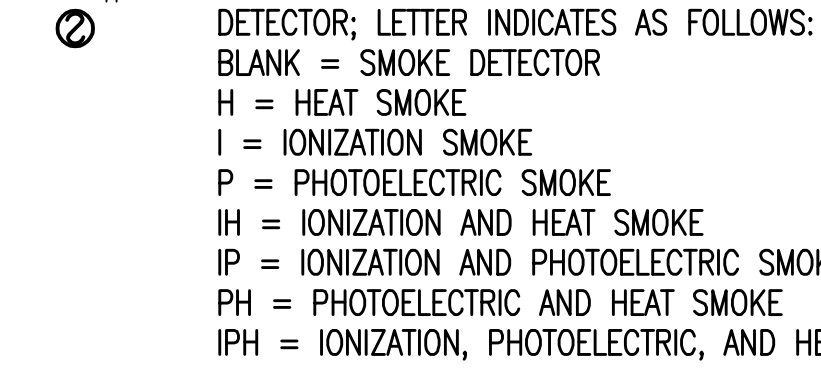


DETECTOR, HEAT


ELECTRONIC SAFETY AND SECURITY SYMBOLS - CONTINUED



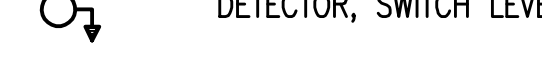
DETECTOR, HEAT; LETTER INDICATES AS FOLLOWS:  
R/T = COMBINATION F = FIXED TEMPERATURE RISE  
R/C = RATE COMPENSATION R = RATE OF




DETECTOR; LETTER INDICATES AS FOLLOWS:  
BLANK = SMOKE DETECTOR  
H = HEAT SMOKE  
I = IONIZATION SMOKE  
P = PHOTOELECTRIC SMOKE  
IH = IONIZATION AND HEAT SMOKE  
IP = IONIZATION AND PHOTOELECTRIC SMOKE  
PH = PHOTOELECTRIC AND HEAT SMOKE  
IPH = IONIZATION, PHOTOELECTRIC, AND HEAT




DETECTOR, SMOKE, FOR DUCT




DETECTOR, SWITCH LEVEL




FIRE ALARM STATION, MANUAL PULL



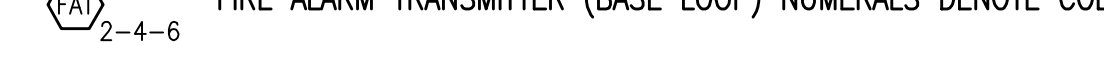
FIRE ALARM LINE = FA




ELECTROMAGNETIC TYPE DOOR HOLDER OUTLET



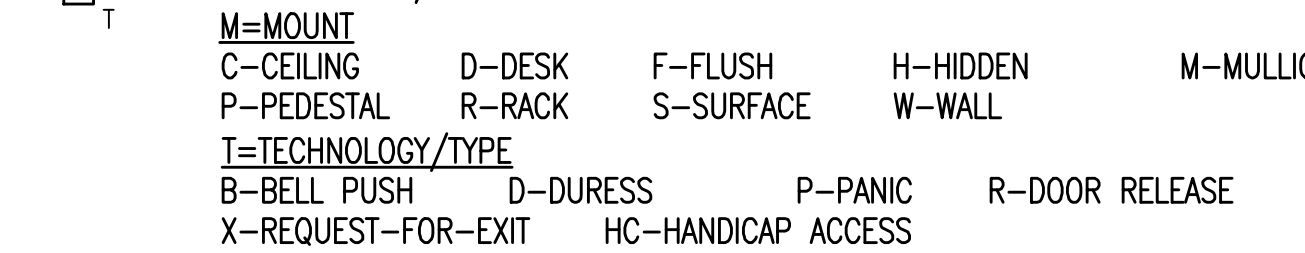
CITY FIRE ALARM MASTER STATION MTD 5'-6" [1676mm] AFF UNLESS NOTED.



FIRE ALARM TRANSMITTER (BASE LOOP) NUMERALS DENOTE CODE.



FIRE ALARM TROUBLE TRANSMITTER (BASE LOOP) NUMERALS DENOTE CODE.



PUSH BUTTON; LETTER INDICATES AS FOLLOWS:  
M=MOUNT  
C=CEILING D=DESK F=FLUSH H=HIDDEN M=MULLION  
P=PEDESTAL R=RACK S=SURFACE W=WALL  
T=TECHNOLOGY/TYPE  
B=BLIND S=SHADE  
B-BELL PUSH D=DURESS P-PANIC R-DOOR RELEASE  
X-REQUEST-FOR-EXIT HC-HANDICAP ACCESS

<div>100% Submission7/02/10</div> <div>90% Submission5/27/10</div> <div>60% Submission4/22/10</div> <div>RevisionsDate</div>		VA WESTERN NEW YORK HEALTHCARE SYSTEM 3495 BAILEY AVENUE BUFFALO, NEW YORK 14215		<div>URS</div> <div>BUFFALO, NY., 77 GOODELL ST 716-856-5636</div>		stamp		<div>CARDIOLOGYDATEENGINEERING MANAGERDATE</div> <div>INFECTON CONTROLDATECARELINE MANAGERDATE</div> <div>SAFETY OFFICERDATECHIEF OF STAFFDATE</div>		<div>Drawing Title</div> <div>ELECTRICAL LEGEND</div> <div>MEDICAL CENTER DIRECTORDATE</div> <div>ASSOCIATE MEDICAL CENTER DIRECTORDATE</div>		<div>Project Title</div> <div>RENOVATION OF BLDG #1, 2ND FLOOR, B-WARD</div> <div>Building NumberCheckedDrawn</div> <div>LocationV.A.M.C. BATAVIA, NEW YORK</div>		<div>Date</div> <div>JULY 2, 2010 (UPDATED 10/07/10)</div> <div>Station No.</div> <div>528</div> <div>09-352 E-001</div>		<div>Office of Facilities</div> <div>Department of Veterans Affairs</div>	
--	--	--	--	--	--	-------	--	--	--	---	--	---	--	--	--	---	--