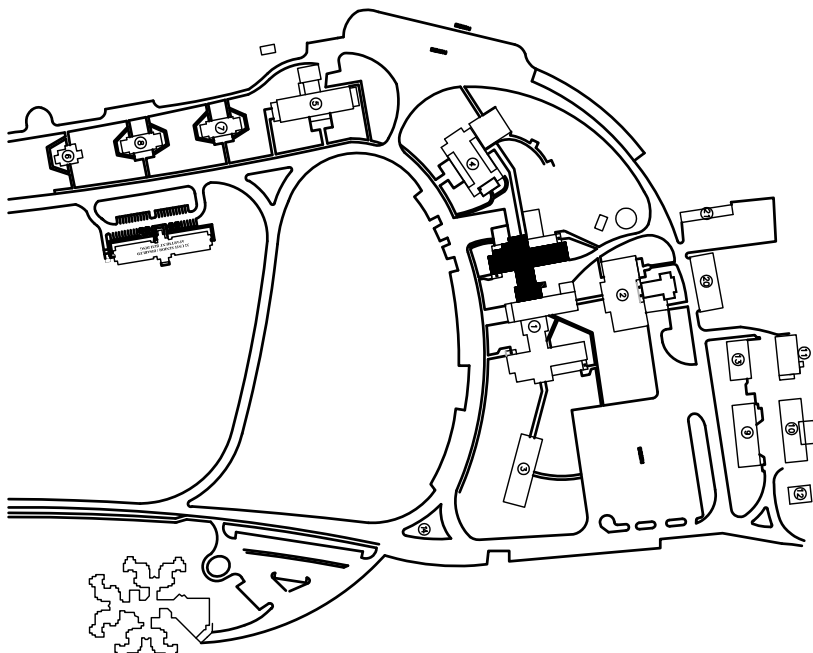


DEPARTMENT OF VETERANS AFFAIRS
MEDICAL CENTER
222 RICHMOND AVE.
BATAVIA, NY 14020-1288

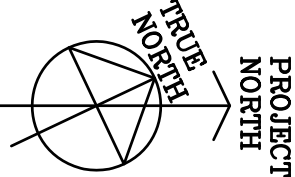
WARD B RENOVATION
BUILDING NO. 1
PROJECT No. 09-352

DRAWING INDEX

GENERAL	COVER SHEET
GI-001	LIFE SAFETY REQUIREMENTS
GI-002	ARCHITECTURAL ABBREVIATIONS
GI-003	ABBREVIATIONS, LEGENDS, & SYMBOLS
GI-004	ASBESTOS REMOVAL
HA-101	SECOND FLOOR ASBESTOS SAMPLE LOCATION PLAN
HA-102	SECOND FLOOR ASBESTOS LOCATION PLAN
STRUCTURAL	STRUCTURAL DETAILS
S-DE-500	ARCHITECTURAL
AD-101	ARCHITECTURAL DEMOLITION PLAN
AS-101	SECOND FLOOR PLAN
AS-102	SECOND FLOOR DIMENSION PLAN
AS-110	ENLARGED PLANS
AS-111	ENLARGED PLANS
AS-301	BUILDING SECTIONS
AS-310	SECOND FLOOR REFLECTED CEILING PLAN
AS-DE-500	ARCHITECTURAL DETAILS
AS-DE-501	ARCHITECTURAL DETAILS
AS-DE-502	ARCHITECTURAL DETAILS
AS-DE-503	ARCHITECTURAL DETAILS
AS-601	DOOR SCHEDULE
AS-602	SECOND FLOOR FINISH PLAN & ROOM FINISH SCHEDULE
AS-900	INTERIOR ELEVATIONS
AS-901	INTERIOR ELEVATIONS
AS-910	SECOND FLOOR FURNITURE PLAN
MECHANICAL	MECHANICAL
MD-201	SECOND FLOOR (WARD B) HVAC DEMOLITION PLAN
MH-001	MECHANICAL LEGEND, ABBREVIATIONS, & NOTES
MH-002	MECHANICAL LEGEND, ABBREVIATIONS, & NOTES
MH-201	SECOND FLOOR HVAC ZONE PLAN
MH-202	SECOND FLOOR MECHANICAL DUCTWORK PLAN
MH-203	SECOND FLOOR (WARD B) MECHANICAL PIPING PLAN
MH-501	MECHANICAL SCHEDULES (SHEET 1 OF 2)
MH-502	MECHANICAL SCHEDULES (SHEET 2 OF 2)
MH-601	ENLARGED PLANS, SECTIONS & DETAILS
MH-602	MECHANICAL DETAILS (SHEET 1 OF 8)
MH-603	MECHANICAL DETAILS (SHEET 2 OF 8)
MH-604	MECHANICAL DETAILS (SHEET 3 OF 8)
MH-605	MECHANICAL DETAILS (SHEET 4 OF 8)
MH-606	MECHANICAL DETAILS (SHEET 5 OF 8)
MH-607	MECHANICAL DETAILS (SHEET 6 OF 8)
MH-608	MECHANICAL DETAILS (SHEET 7 OF 8)
MH-609	MECHANICAL DETAILS (SHEET 8 OF 8)
MH-701A	MECHANICAL PIPING SCHEMATIC
MH-701B	MECHANICAL PIPING SCHEMATIC
PLUMBING	WARD B PLUMBING DEMOLITION PLAN
PL-201	PLUMBING LEGEND, ABBREVIATIONS & NOTES
PL-202	SECOND FLOOR (WARD B) PLUMBING PLAN
PL-203	SECOND FLOOR (WARD B) SANITARY DRAIN PLAN
PL-204	SECOND FLOOR (WARD B) SANITARY VENT PLAN
PL-501	PLUMBING SCHEDULES
PL-601	PLUMBING DETAILS (SHEET 1 OF 2)
PL-602	PLUMBING DETAILS (SHEET 2 OF 2)
ELECTRICAL	ELECTRICAL LEGEND, ABBREVIATIONS & NOTES
E-000	ELECTRICAL LEGEND
ED-002	SECOND FLOOR (WARD B) ELECTRICAL DEMOLITION PLAN
EL-201	PARTIAL SECOND FLOOR (WARD B) LIGHTING PLAN
EL-202	PARTIAL SECOND FLOOR (WARD B) LIGHTING PLAN
EP-301	SECOND FLOOR (WARD B) POWER PLAN
EY-401	SECOND FLOOR (WARD B) SYSTEM LAYOUT PLAN
E-500	ELECTRICAL SINGLE LINE DIAGRAM
E-700	ELECTRICAL DETAILS
E-900	ELECTRICAL SCHEDULES
E-901	ELECTRICAL SCHEDULES 2
FIRE PROTECTION	FIRE PROTECTION
FA-101	FIRE ALARM LEGEND, ABBREVIATIONS, & NOTES
FX-201	SECOND FLOOR (WARD B) FIRE SPRINKLER PLAN, NOTES, & DETAILS




KEY PLAN
SCALE: NONE



Revisions	Date
100% Submission	7/02/10
90% Submission	5/27/10
60% Submission	4/22/10

VA WESTERN NEW YORK HEALTHCARE SYSTEM
3495 BAILEY AVENUE
BUFFALO, NEW YORK 14215



BUFFALO, NY.,
77 GOODELL ST
716-856-5636

Architect

stamp

CARDIOLOGY	DATE
INFECTION CONTROL	DATE

ENGINEERING MANAGER	DATE
CARELINE MANAGER	DATE

SAFETY OFFICER	DATE
CHIEF OF STAFF	DATE

Drawing Title	COVER SHEET
Project Title	RENOVATION OF BLDG. #1, 2ND FLOOR, B-WARD
Building Number	1
Checked	JAC
Drawn	AVA
Medical Center Director	DATE
Associate Medical Center Director	DATE

Location	VA M.C. BATAVIA, NEW YORK
----------	---------------------------

Date	JULY 2, 2010 (UPDATED 10/07/10)
Station No.	528
Project No.	09-352 GI-001

