


 one eighth inch = one foot
 16
8
4
0


 one quarter inch = one foot
 4
0


 three eighths inch = one foot
 4
0


 one half inch = one foot
 4
0


 three quarters inch = one foot
 2
0
6"


 one inch = one foot
 6"


 one and one half inches = one foot
 6"


 two
 6"


 three inches = one foot
 6"


 one foot
 6"


 one and one half inches = one foot
 6"


 two
 6"


 three inches = one foot
 6"


 one foot
 6"


 one and one half inches = one foot
 6"


 two
 6"


 three inches = one foot
 6"


 one foot
 6"


 one and one half inches = one foot
 6"


 two
 6"


 three inches = one foot
 6"


 one foot
 6"


 one and one half inches = one foot
 6"


 two
 6"


 three inches = one foot
 6"


 one foot
 6"


 one and one half inches = one foot
 6"


 two
 6"


 three inches = one foot
 6"


 one foot
 6"


 one and one half inches = one foot
 6"


 two
 6"


 three inches = one foot
 6"


 one foot
 6"


 one and one half inches = one foot
 6"

 two
 6"


 three inches = one foot
 6"

 one foot
 6"


 one and one half inches = one foot
 6"

 two
 6"

 three inches = one foot
 6"

 one foot
 6"

 one and one half inches = one foot
 6"

 two
 6"

 three inches = one foot
 6"

 one foot
 6"

 one and one half inches = one foot
 6"

 two
 6"

 three inches = one foot
 6"

 one foot
 6"

 one and one half inches = one foot
 6"

 two
 6"

 three inches = one foot
 6"

 one foot
 6"

 one and one half inches = one foot
 6"

 two
 6"

 three inches = one foot
 6"

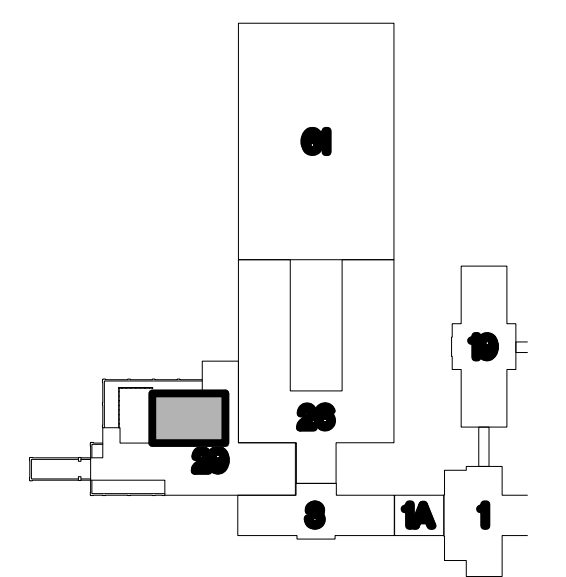
 one foot
 6"

 one and one half inches = one foot
 6"

 two

802 Broadway
p.816.221.001

WELLNER architects
inc.
10th Floor . Kansas City . MO . 64105
816.221.9456 e.wai@wellner.com



CONSULTANTS:
LEIGH AND O'KANE: STRUCTURAL ENGINEERS
INSTE GROUP: MECHANICAL, ELECTRICAL, AND PLUMBING ENGINEERS
FSC: FIRE PROTECTION AND CODE CONSULTANT
PROBALANCE: COMMISSIONING AGENT
CMP: ESTIMATING

| | | |
|--|----------------|------------------|
| Project Title WOMEN'S CLINIC ADDITION | | |
| Location 5500 E. KELLOGG WICHITA KS | | |
| Date JUNE 29, 2016 | Checked HDD | Drawn JJK/CSW |

OFFICE OF
CONSTRUCTION
AND FACILITIES
MANAGEMENT

 Department of
Veterans Affairs