

ARJOHUNTLEIGH

GETINGE GROUP

MAXI SKY 2

A COMPLETE PATIENT
HANDLING SYSTEM



...with people in mind



ENHANCING CARE WORLDWIDE

With over 50 years' of experience serving healthcare, ArjoHuntleigh is dedicated to increasing the quality and efficiency of care.

ArjoHuntleigh is a global group that provides solutions and systems to improve comfort and safety in acute and long-term care environments.

Our philosophy and practical approach is reflected in our dynamic model for care enhancement, based on promoting patient mobility.

We provide complete solutions for the care process through services such as facility planning, training, technical support, clinical assessments and consulting.

Our role is to help healthcare facilities secure the optimum conditions for a safe working environment and high-quality care.

A COMPLETE PATIENT HANDLING SYSTEM

Maxi Sky® 2 is the latest in the continuously developing Maxi Sky ceiling lift family. The lift is paired with with a KWIKtrak™ layout to provide a complete, optimized patient handling system.

The easy-to-operate system eliminates manual lifting and offers the Dynamic Positioning System (DPS) or Powered DPS – for effortless and precise patient positioning in beds and wheelchairs when using clip slings.

Maxi Sky 2 improves the quality of care for patients and residents, as they can be lifted, transferred, turned and repositioned in a safer and more dignified way.

Flexible Safe Working Load (SWL)

The SWL can be adjusted to 600 lbs (272 kg), 440 lbs (200 kg) or 265 lbs (120 kg) to best suit the needs of your facility.

Fast on-site servicing

Easy access to internal components enables fast on-site servicing and maintenance – minimizing downtime and reducing operating costs.

Simple plug-in upgrades

When your facility needs change, *Maxi Sky 2* is designed for simple on-site upgrades, such as adding Powered DPS, Infrared Remote (IR) and an Enhanced Charging System (ECS).

Highly reliable and always ready to use, this efficient system will enhance the comfort and safety of caregivers and patients in your healthcare environment.





- 1 Handset control**
The ergonomically designed IPX7-approved water resistant handset features high-durability push buttons – for a long service life.
- 2 Precise positioning**
Powered Dynamic Positioning System (DPS) controls are included on the handset – for easy and precise patient positioning.
- 3 Always available**
The in-track Enhanced Charging System (ECS) provides a continuous charge, or press the Return button to send the lift back to its charging point after use – thus ensuring the lift is always ready to use and safely out of the way.
- 4 Access information**
Press the “i” button to access the usage data and self-diagnosis display.

KEY FEATURES

5 Usage data and intelligent self-diagnosis

The LED color display provides information on battery status and smart self-diagnosis – for efficient maintenance and troubleshooting.



Battery status

The battery status of the *Maxi Sky 2* is displayed each time the lift is activated



Maintenance codes

The capital letter shown with the wrench indicates the type of maintenance required



Warning messages

The warning message appears with a code number to indicate the specific issue



The display helps to monitor compliance by providing access to data regarding lifts performed the previous day, week, total lifts and average lifts per day – as well as hours of use and lifts exceeding weight limits.



6 Quick Connect

In just three simple steps, Quick Connect allows the caregiver to switch easily between our complete range of spreader bars to meet each patient's specific needs.



ACCESSORIES FOR OPTIMIZED CARE

Our comprehensive range of spreader bars provides healthcare facilities with customized solutions for different patient requirements. ArjoHuntleigh loop and clip slings fit applicable 2-point spreader bars or 4-point Dynamic Positioning System (DPS) spreader bars. All spreader bars have a Safe Working Load of 600 lbs (272 kg).

For loop slings

The loop spreader bars feature spring-loaded latches – to ensure safe application and removal of slings.

For clip slings

DPS spreader bars provide a comfortable sling position for the patient during transfers and make repositioning tasks easier for the caregiver.

Powered DPS spreader bars provide mechanical assistance to further improve the precision and ease of patient repositioning.

For stretchers

The stretcher frame supports various types of stretchers for supine lifting and transfers.

Weigh patients efficiently

Optional portable scale, part of the Quick Connect system, allows patients to be weighed easily and efficiently during transfers.


Small 2-point



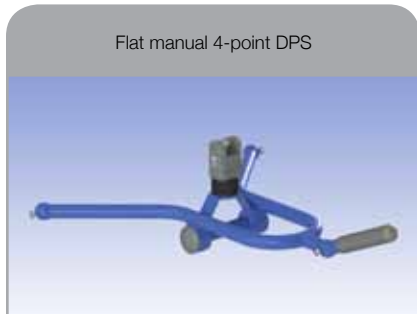
Medium 2-point



Large 4-point



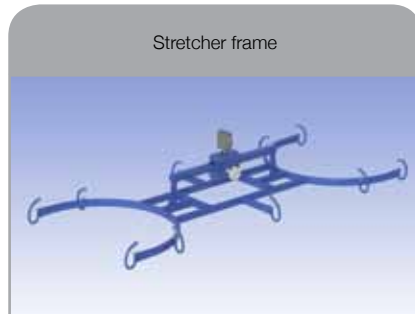
Flat manual 4-point DPS



Manual 4-point DPS



Stretcher frame



Medium 4-point PDPS



Large 4-point PDPS



Class III-approved electronic scale



FULL RANGE OF SLINGS

ArjoHuntleigh offers a complete range of clip and loop slings – to provide comprehensive solutions for transfers, repositioning and rehabilitation.

Clip and loop slings include standard padded and unpadded slings, special purpose slings for toileting, mesh slings for bathing and showering and solutions for single and double amputee needs.

Flites

Flites® are patient-specific disposable slings that offer protection against the risks associated with cross infection.

Tailor-Made Sling Service

ArjoHuntleigh has the expertise to modify all aspects of its slings to create the optimum solution for a particular patient.

Our broad spectrum of sling types and sizing ensures the ceiling lift can always be coordinated with the optimum sling for the patient's ultimate comfort and safety.



Sitting transfers

Patient-specific disposable (*Flites*), general purpose, quick-fit, hammock, toileting, pediatric, bariatric, amputee and tailor-made slings



Lateral transfers

Patient-specific disposable (*Flites*) and soft stretcher slings



Repositioning

Patient-specific disposable and reusable repositioning slings



Rehabilitation

Walking jacket slings



SUPPORTING A TOTAL CEILING LIFT CONCEPT

KWIKtrak provides optimized track solutions for *Maxi Sky 2*. This flexible system covers all layout requirements and solutions are available for every type of ceiling.

KWIKtrak includes tracks, curves, full room-covering systems, gates, turntables, exchangers and attachment products – modular components that can be combined to create the ideal layout for your specific needs.

A *KWIKtrak* layout can be configured to fully integrate *Maxi Sky 2* within the healthcare environment, in a manner that saves valuable space.

Full room coverage

This system allows full room coverage and can be installed in various ways, including solutions such as embedded track and wall mounting.

The Universal Trolley safely allows for a 'gap' in the rail for a curtain to pass through – maintaining privacy and dignity for residents and patients.

Embedded solutions

Embedded *KWIKtrak* is mounted into the ceiling, creating a more discreet look, as well as increasing the lifting stroke.

Enhanced Charging System (ECS)

ECS ensures the lift is always ready for use, as the batteries are continuously charged anywhere along the track.

Mirror strip kit

The strip is easily adhered to the track and reflects the surroundings, enabling the track to blend discreetly into the surrounding the environment.

Custom installation

KWIKtrak's modular design readily accommodates customized solutions, to best suit the needs of the healthcare environment.



Wall mounted room-covering system



Embedded *KWIKtrak*



Mirror strip



KWIKtrak bracket



Height (mm):	180	140	90	90 Embedded
Length (m):	2.5, 3.5, 4.0, 4.5, 5.0, 5.5, 6.0, 8.0	2.5, 3.0, 3.5, 4.0	2.0, 3.0, 4.0, 6.0	2.0, 3.0, 4.0
Curve (°):	N/A	45°, 90°	45°, 90°	45°, 90°



KWIKTRAK SOLUTIONS



Solutions for every layout

A variety of ceiling- and wall-mounted track installation alternatives offer flexibility and a quicker, easier process for installing a customized and aesthetically-pleasing ceiling lift system.



KWIKtrak curves

The *KWIKtrak* 90 mm track profile is available in 45° and 90° degrees – both compatible with the Enhanced Charging System (ECS). Perfect profile symmetry means there are no curve-bending deformities.



Curtain pass-through

Curtains can safely pass through a "gap" in the rail, which improves options for maintaining patient privacy and dignity.



Semi-permanent solution

KWIKtrak can be assembled as a 2-post freestanding semi-permanent rack, or as a 4-post full room-covering solution.

Track Accessories



Gate

Connects a linear track to a full room covering-system.



Exchanger

A lateral switcher allows the lift to move from one track to another.



Turntable

A turntable enables the lift to switch route in a multi-directional track system.

TYPICAL INSTALLATION LAYOUTS



A linear track intended for transfers between bed and wheelchair.



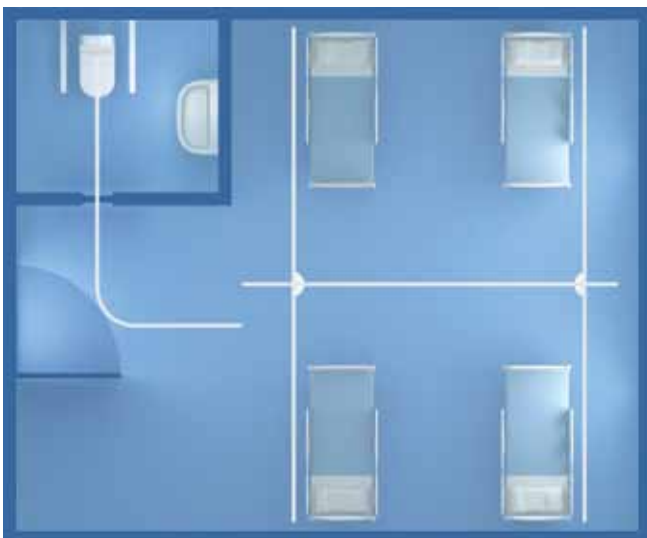
A linear track for two-bed coverage.




Two linear, angled tracks over the beds connect to an exchanger, which links to a curved track section for toilet access.



A linear track over the beds connects to a turntable and curved track section – to provide access for toileting.



A full room-covering system, combined with a gate, creates a convenient solution for bedroom coverage and toilet access.



A single U-shaped linear track provides coverage in a multiple-bed care environment.

PRODUCT SPECIFICATIONS

Weight Complete (Four-function model)	27 lbs (12.3 kg)
Weight Complete (Two-function model)	26 lbs (11.6 kg)
Lifting Capacity	265 lbs (120 kg), 440 lbs (200 kg), 600 lbs (272 kg)
Strap Length	98.4" (2500 mm)
Lifting Speed	2.0" (5.1 cm/sec) without load 1.7" (4.2 cm/sec) at 265 lbs (120 kg) 1.5" (3.8 cm/sec) at 440 lbs (200 kg) 1.3" (3.3 cm/sec) at 600 lbs (272 kg)
Maximum Stroke (from ceiling)	90.6" (2300 mm)
Horizontal Displacement Speeds	4", 6" and 8" (10, 15 and 20 cm/sec)
Electrical	
Noise level for either raising or lowering	24 VDC 15 A max. 61 dBA max. (with or without load)
Medical Equipment	Type BF protection against electrical shock in accordance with IEC60601-1
Battery Type	Sealed rechargeable valve regulated lead acid battery
Degree of Protection - Hand Control	IPX7
Degree of Protection - Lift	IP24
Battery Charger Input	100-240 VAC 50-60 Hz
Battery Charger Output	28.1 VDC 1 A max
Battery Charger Safety Protection	Class 2, double insulated
Approvals	TüV, CSA No 601.1, UL No 2601-1 certifications CE marked / ISO 10535: 2006

Mobility Gallery

Suitable for Doris and Emma.

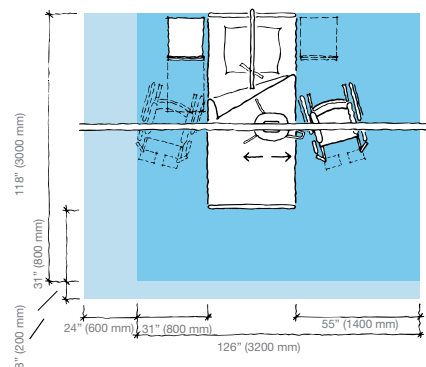


D Doris, who has no capacity to support herself.

E Emma, who is almost completely bedridden and totally dependant.

Please contact ArjoHuntleigh for further information on the Mobility Gallery™.

Space Requirement



Blue area shows the minimum working area required for the staff to be able to use the mechanical aids in an ergonomic way from one side.

Light blue area shows required extension of working area to facilitate activities from either side to provide adequate access.

ARJOHUNTLEIGH

GETINGE GROUP

GETINGE GROUP is a leading global provider of products and systems that contribute to quality enhancement and cost efficiency within healthcare and life sciences. We operate under the three brands of ArjoHuntleigh, GETINGE and MAQUET. **ArjoHuntleigh** focuses on patient mobility and wound management solutions. **GETINGE** provides solutions for infection control within healthcare and contamination prevention within life sciences. **MAQUET** specializes in solutions, therapies and products for surgical interventions, interventional cardiology and intensive care.

Use only ArjoHuntleigh designed parts, i.e. parts specifically designed for the purpose, on equipment and products supplied by ArjoHuntleigh. As our policy is one of continuous development, we reserve the right to modify designs and specifications without prior notice.

© and ™ are trademarks belonging to the ArjoHuntleigh group of companies. © ArjoHuntleigh, 2014

www.ArjoHuntleigh.com

ArjoHuntleigh Inc.
2349 West Lake Street
Addison, Illinois 60101
Phone: 800-323-1245
Fax: 888-594-2756

ArjoHuntleigh Canada Inc.
90 Matheson Blvd West, Suite 300
Mississauga, Ontario L5R 3R3
CANADA
Phone: 800-665-4831
Info.Canada@ArjoHuntleigh.com