


PLAN NOTES:
① DISCONNECT AND REMOVE EXISTING LIGHT FIXTURE. FIXTURE TO BE REINSTALLED WHERE SHOWN UPON COMPLETION OF CEILING INSTALLATION.
② DISCONNECT EXISTING GATE VALVE WITH FLOW SWITCH AND SUPERVISORY SWITCH FOR REMOVAL BY DIVISION 23. CONNECT AND SUPERVISE NEW GATE VALVE WITH FLOW SWITCH AND SUPERVISORY SWITCH, SUPPLIED AND INSTALLED BY DIVISION 23, TO EXISTING FIRE ALARM SYSTEM.

1 BASEMENT REFLECTED CEILING PLAN - ELECTRICAL
E1

ELECTRICAL SYMBOLS LEGEND	
SYMBOLS	DESCRIPTION
	DASHED LINES INDICATE EXISTING FIXTURES, DEVICES, OR EQUIPMENT
	RECESSED FLUORESCENT
	CEILING SURFACE MOUNTED LIGHT FIXTURE
	WALL MOUNTED LIGHT FIXTURE
	CEILING EXIT SIGN, SHADED SIDE INDICATES LIGHTED FACE
	CEILING MOUNTED RECESSED SPEAKER
	SMOKE DETECTOR
	GATE VALVE
	TAMPER SWITCH
	FLOW SWITCH
	NURSE CALL CEILING LIGHT
	NOTE IDENTIFICATION
	DENOTES FIRE BARRIER

\\projects\2012\12-043\Drawings\12-043 E1.dwg May 16, 2012 - 2:10pm

Revisions	Date



Dept. of Veterans Affairs
Medical Center
2101 Elm Street North
Fargo, ND 58102



IMAGE GROUP INC.
403 CENTER AVENUE, SUITE 300
MOORHEAD, MN 56560



Fargo, ND • Grand Forks, ND • Minot, ND
701.280.9200 • 701.775.2394 • 120.846.8100

IMAGE GROUP INC., Architecture & Interiors
OBERMILLER NELSON ENGINEERING, Mechanical Engineers
MBN ENGINEERING, Electrical Engineers

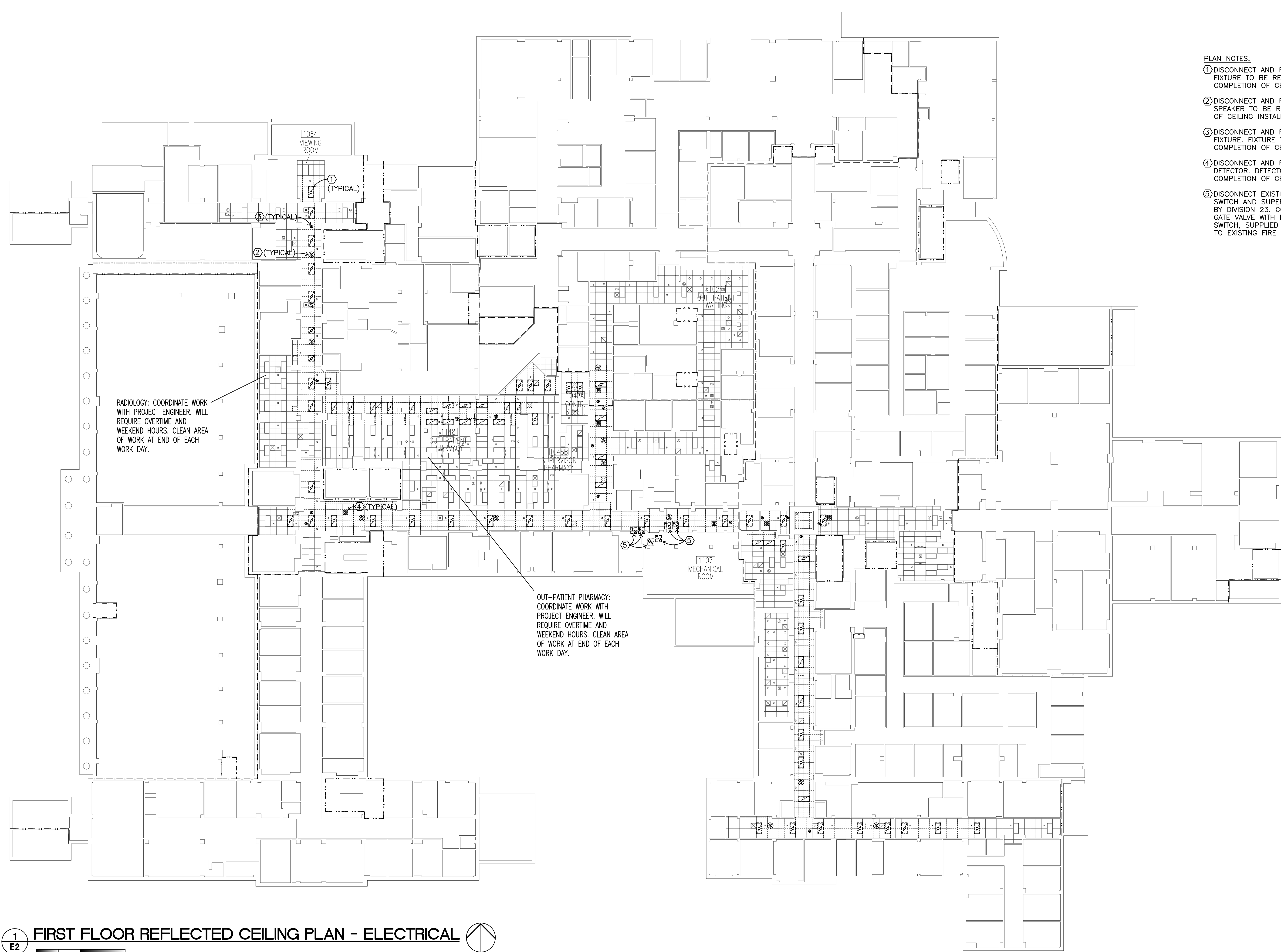


Drawing Title	
BASEMENT REFLECTED CEILING PLAN - ELECTRICAL ELECTRICAL SYMBOLS LEGEND	
VA Project No. 437-12-103	Contract No. VA263-P-1217 VA263-C-
Building No. 1, 9, 46	AutoCAD File Name 12-043 E1DWG

Project Title	
VA MEDICAL CENTER REPLACE SELECTED SPRINKLER MAINS	
Designed By MB	Checked By MB
Drawn By TP	Location VA MEDICAL CENTER FARGO, ND


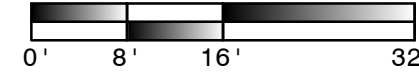
Date	MAY 17, 2012
Scale	AS SHOWN
Drawing No.	E1
Dwg. 18 of 21	





- PLAN NOTES:
- ① DISCONNECT AND REMOVE EXISTING LIGHT FIXTURE. FIXTURE TO BE REINSTALLED WHERE SHOWN UPON COMPLETION OF CEILING INSTALLATION.
 - ② DISCONNECT AND REMOVE EXISTING SPEAKER. SPEAKER TO BE REINSTALLED UPON COMPLETION OF CEILING INSTALLATION.
 - ③ DISCONNECT AND REMOVE EXISTING EXIT LIGHT FIXTURE. FIXTURE TO BE REINSTALLED UPON COMPLETION OF CEILING INSTALLATION.
 - ④ DISCONNECT AND REMOVE EXISTING SMOKE DETECTOR. DETECTOR TO BE REINSTALLED UPON COMPLETION OF CEILING INSTALLATION.
 - ⑤ DISCONNECT EXISTING GATE VALVE WITH FLOW SWITCH AND SUPERVISORY SWITCH FOR REMOVAL BY DIVISION 23. CONNECT AND SUPERVISE NEW GATE VALVE WITH FLOW SWITCH AND SUPERVISORY SWITCH, SUPPLIED AND INSTALLED BY DIVISION 23, TO EXISTING FIRE ALARM SYSTEM.


1
E2 FIRST FLOOR REFLECTED CEILING PLAN - ELECTRICAL



Dept. of Veterans Affairs
Medical Center
2101 Elm Street North
Fargo, ND 58102



IMAGE GROUP INC.
403 CENTER AVENUE, SUITE 300
MOORHEAD, MN 56560



Fargo, ND • Grand Forks, ND • Alexandria, MN
701.280.9500 • 701.775.2594 • 120.846.8100

IMAGE GROUP INC., Architecture & Interiors
OBERMILLER NELSON ENGINEERING, Mechanical Engineers
MBN ENGINEERING, Electrical Engineers



Drawing Title
FIRST FLOOR REFLECTED CEILING PLAN - ELECTRICAL

VA Project No.
437-12-103

Building No.
1, 9, 46

Contract No.
VA263-P-1217
VA263-C-

AutoCAD File Name
12-043 E2.DWG

Project Title
VA MEDICAL CENTER
REPLACE SELECTED
SPRINKLER MAINS

Designed By
MB

Checked By
MB

Drawn By
TP

Location
VA MEDICAL CENTER
FARGO, ND

Date
MAY 17, 2012

Scale
AS SHOWN

Drawing No.
E2

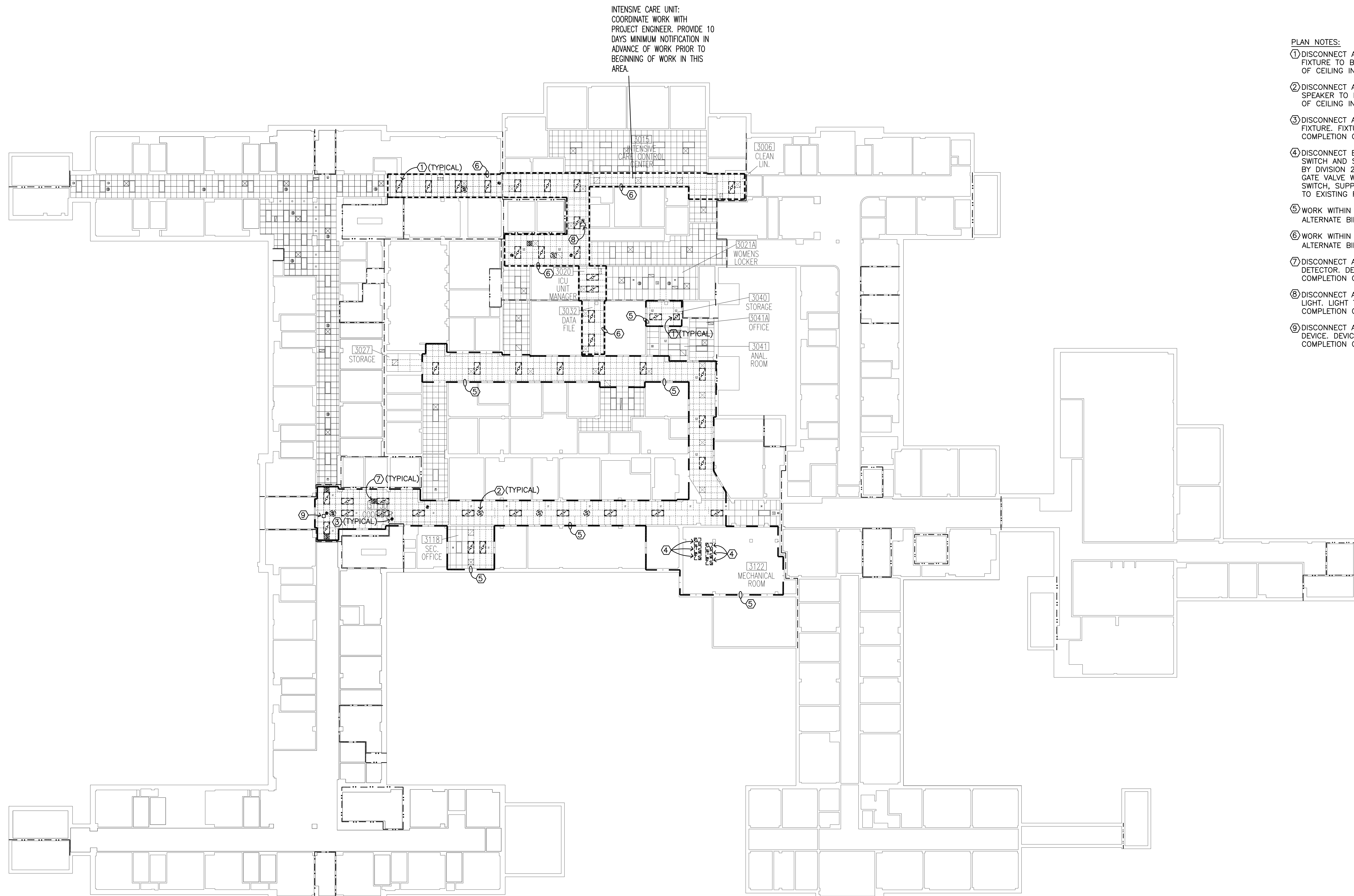
Dwg. 19 of 21





- PLAN NOTES:
- ① DISCONNECT AND REMOVE EXISTING LIGHT FIXTURE. FIXTURE TO BE REINSTALLED UPON COMPLETION OF CEILING INSTALLATION.
 - ② DISCONNECT AND REMOVE EXISTING SPEAKER. SPEAKER TO BE REINSTALLED UPON COMPLETION OF CEILING INSTALLATION.
 - ③ DISCONNECT AND REMOVE EXISTING EXIT LIGHT FIXTURE. FIXTURE TO BE REINSTALLED UPON COMPLETION OF CEILING INSTALLATION.
 - ④ DISCONNECT AND REMOVE EXISTING SMOKE DETECTOR. DETECTOR TO BE REINSTALLED UPON COMPLETION OF CEILING INSTALLATION.
 - ⑤ DISCONNECT EXISTING GATE VALVE WITH FLOW SWITCH AND SUPERVISORY SWITCH FOR REMOVAL BY DIVISION 23. CONNECT AND SUPERVISE NEW GATE VALVE WITH FLOW SWITCH AND SUPERVISORY SWITCH, SUPPLIED AND INSTALLED BY DIVISION 23, TO EXISTING FIRE ALARM SYSTEM.
 - ⑥ DISCONNECT AND REMOVE EXISTING CEILING MOUNTED RECEPTACLE AND PROJECTOR. RECEPTACLE AND PROJECTOR TO BE REINSTALLED AND RECONNECTED TO EXISTING A/V WIRING UPON COMPLETION OF CEILING INSTALLATION.

1
E3
SECOND FLOOR REFLECTED CEILING PLAN - ELECTRICAL




- PLAN NOTES:
- ① DISCONNECT AND REMOVE EXISTING LIGHT FIXTURE. FIXTURE TO BE REINSTALLED UPON COMPLETION OF CEILING INSTALLATION.
 - ② DISCONNECT AND REMOVE EXISTING SPEAKER. SPEAKER TO BE REINSTALLED UPON COMPLETION OF CEILING INSTALLATION.
 - ③ DISCONNECT AND REMOVE EXISTING EXIT LIGHT FIXTURE. FIXTURE TO BE REINSTALLED UPON COMPLETION OF CEILING INSTALLATION.
 - ④ DISCONNECT EXISTING GATE VALVE WITH FLOW SWITCH AND SUPERVISORY SWITCH FOR REMOVAL BY DIVISION 23. CONNECT AND SUPERVISE NEW GATE VALVE WITH FLOW SWITCH AND SUPERVISORY SWITCH, SUPPLIED AND INSTALLED BY DIVISION 23, TO EXISTING FIRE ALARM SYSTEM.
 - ⑤ WORK WITHIN BOUNDARY TO BE DELETED UNDER ALTERNATE BID #1.
 - ⑥ WORK WITHIN BOUNDARY TO BE DELETED UNDER ALTERNATE BID #2.
 - ⑦ DISCONNECT AND REMOVE EXISTING SMOKE DETECTOR. DETECTOR TO BE REINSTALLED UPON COMPLETION OF CEILING INSTALLATION.
 - ⑧ DISCONNECT AND REMOVE EXISTING NURSE CALL LIGHT. LIGHT TO BE REINSTALLED UPON COMPLETION OF CEILING INSTALLATION.
 - ⑨ DISCONNECT AND REMOVE WIRELESS ACCESS POINT DEVICE. DEVICE TO BE REINSTALLED UPON COMPLETION OF CEILING INSTALLATION.

1 THIRD FLOOR REFLECTED CEILING PLAN - ELECTRICAL

E4

0' 8' 16' 32'



Dept. of Veterans Affairs
Medical Center
2101 Elm Street North
Fargo, ND 58102



IMAGE GROUP INC.
403 CENTER AVENUE, SUITE 300
MOORHEAD, MN 56560



ONE BUILDING SYSTEMS CONSULTANTS
Fargo, ND • Grand Forks, ND • Minot, ND
701.280.8500 • 701.775.2594 • 120.846.8100

IMAGE GROUP INC., Architecture & Interiors
OBERMILLER NELSON ENGINEERING, Mechanical Engineers
MBN ENGINEERING, Electrical Engineers



Drawing Title
THIRD FLOOR REFLECTED CEILING PLAN - ELECTRICAL

VA Project No.
437-12-103

Building No.
1, 9, 46

Contract No.
VA263-P-1217
VA263-C-

AutoCAD File Name
12-043 E4.DWG

Project Title
VA MEDICAL CENTER
REPLACE SELECTED
SPRINKLER MAINS

Designed By
MB

Checked By
MB

Drawn By
TP

Location
VA MEDICAL CENTER
FARGO, ND

Date
MAY 17, 2012

Scale
AS SHOWN

Drawing No.
E4

Dwg. 21 of 21

