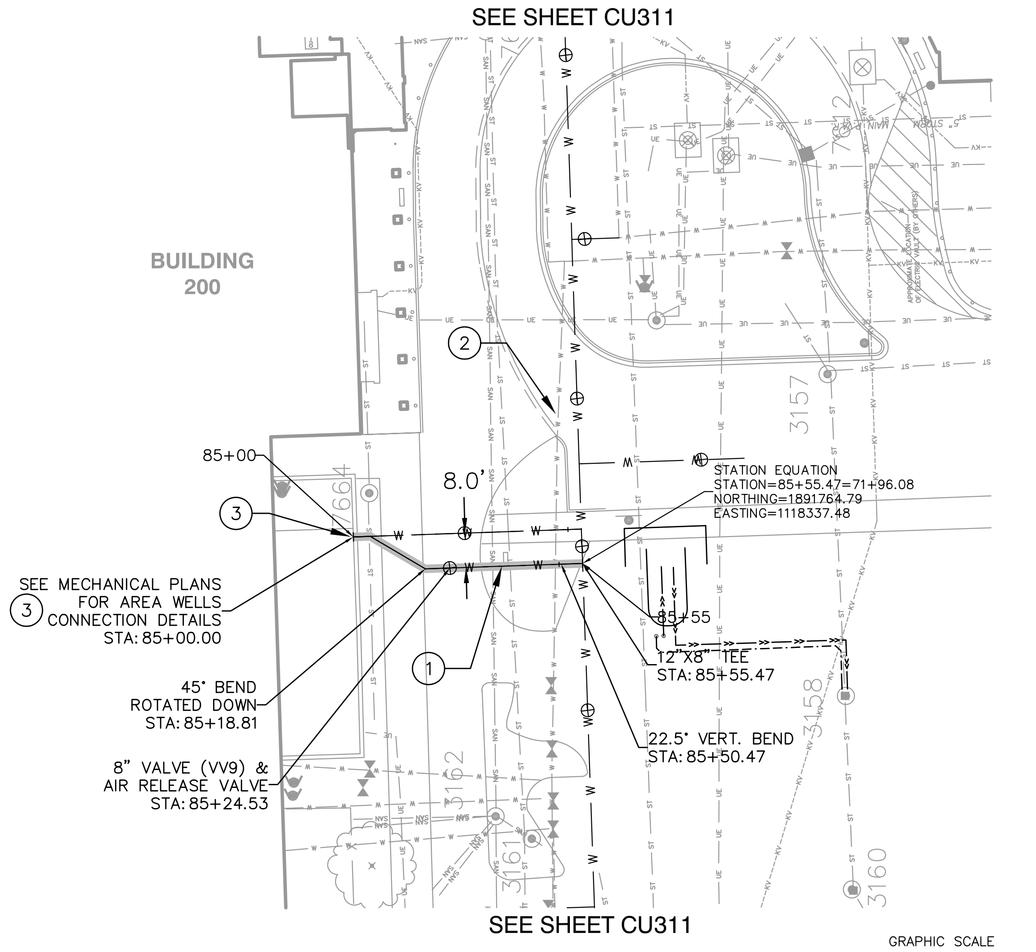

WEST BUILDING 200 LATERAL

GRAPHIC SCALE
0 20' 40'

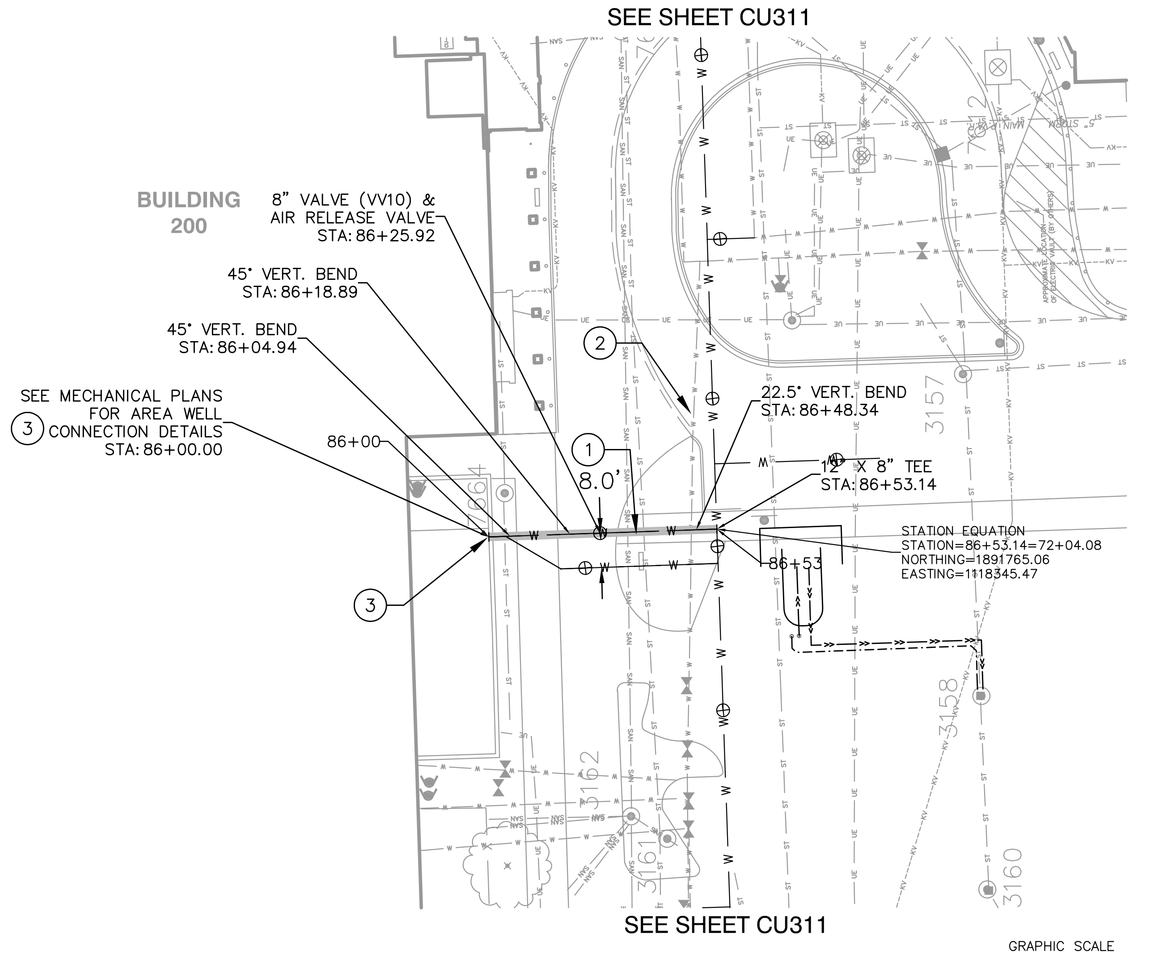

EAST BUILDING 200 LATERAL

GRAPHIC SCALE
0 20' 40'

KEYED NOTES: (#)

1. PROVIDE INSULATION FOR WATER MAIN. COVER IS LESS THAN 5'.
2. REMOVE EXISTING WATER SERVICE LINE. SEE ABANDONMENT/REMOVAL PLANS CU100 & CU101.
3. CONTRACTOR SHALL PROVIDE AND INSTALL VERTICAL MECHANICAL BENDS AS REQUIRED FOR INSTALLATION OF BUILDING SERVICE LATERAL.

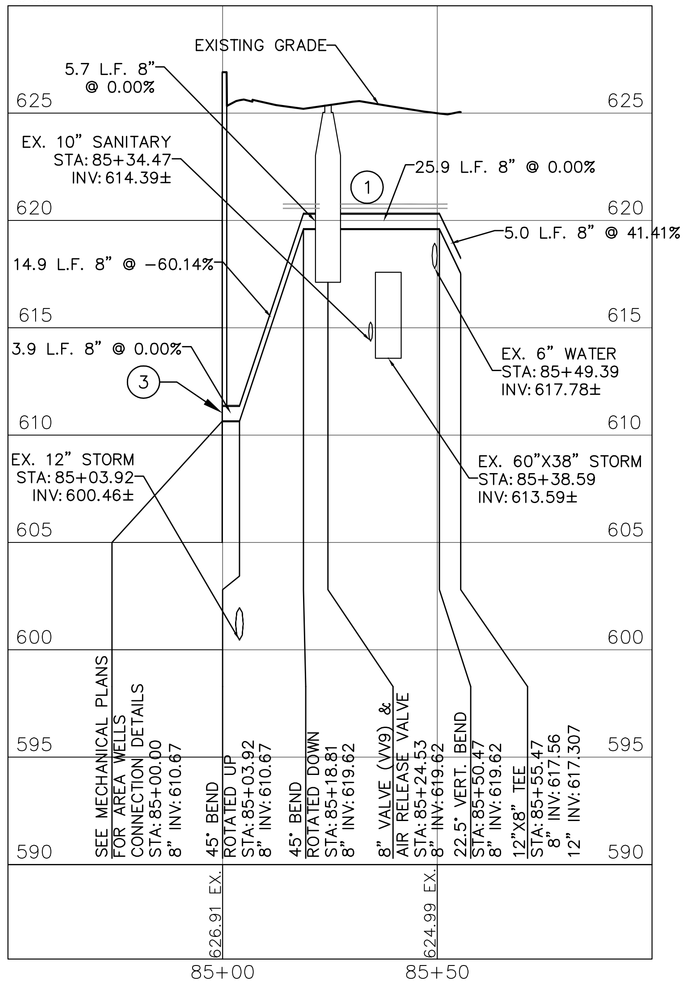

SCALE: 1" = 20' HORIZONTAL
1" = 4' VERTICAL

- TEE - FACING YOU
- TEE - FACING AWAY
- VLV - VALVE BOX
- VV - VALVE VAULT (CONCRETE)

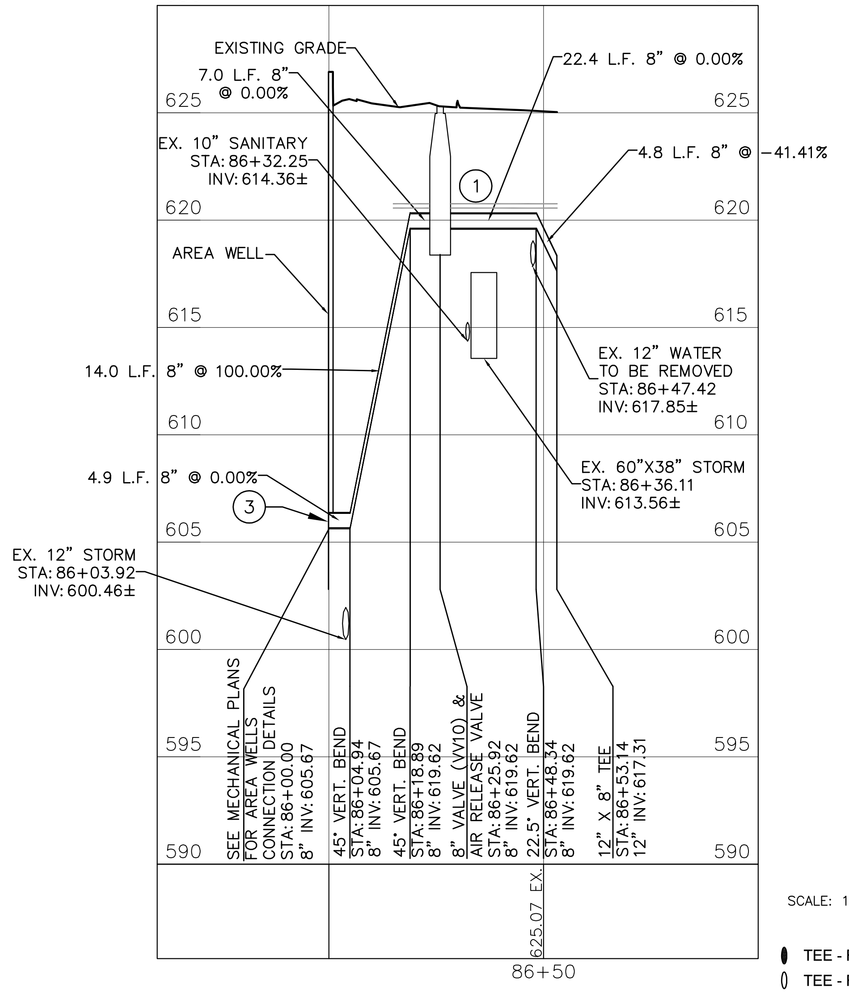

SCALE: 1" = 20' HORIZONTAL
1" = 4' VERTICAL

- TEE - FACING YOU
- TEE - FACING AWAY
- VLV - VALVE BOX
- VV - VALVE VAULT (CONCRETE)

NOTES:

1. EXISTING UTILITIES ARE SHOWN FOR INFORMATIONAL PROPOSES ONLY. THE VA AND ENGINEER NEITHER ASSUME OR IMPLY RESPONSIBILITY FOR THE ACCURACY OR COMPLETENESS OF UTILITY DATA PRESENTED. ALL EXISTING TOPOGRAPHY, UNDERGROUND UTILITIES, STRUCTURES AND ASSOCIATED FACILITIES SHOWN ON THE DRAWINGS ARE BASED ON AVAILABLE SURVEYS AND RECORD DRAWINGS. THEREFORE, THEIR LOCATIONS AND ELEVATIONS MUST BE CONSIDERED APPROXIMATELY ONLY. THERE MAY BE ADDITIONAL FACILITIES, STRUCTURES, UTILITIES WHICH THEIR EXISTENCE ARE NOT PRESENTLY KNOWN. ACTUAL LOCATIONS OF UTILITIES MAY VARY FROM LOCATIONS SHOWN ON THE PLANS.
2. THE CONTRACTOR IS RESPONSIBLE FOR MAKING HIS OWN DETERMINATION AS THE THE TYPE AND LOCATION OF UNDERGROUND UTILITIES AS MAY BE NECESSARY TO AVOID CONFLICTS AND DAMAGE THERETO. CONTRACTOR SHALL VERIFY ALL FIELD CONDITIONS, ELEVATIONS, STRUCTURES AND FACILITIES AND SHALL REPORT ANY CONFLICTS, ERRORS, DISCREPANCIES OR OMISSIONS, TO THE COTR AND ENGINEER PRIOR TO ORDERING MATERIAL AND STARTING WORK SO THAT CLARIFICATION OR REDESIGN CAN OCCUR IF NECESSARY.
3. EXISTING UTILITY CROSSING IN PROFILE ARE OUTSIDE BOTTOM OF PIPE / STRUCTURE ELEVATIONS.

Revisions	Date

THE SIGMA GROUP
Single Source. Sound Solutions.
www.thesigmagroup.com
1300 West Canal Street
Milwaukee, WI 53233
Phone: 414-643-4200
Fax: 414-643-4210

HGA
Architecture | Engineering | Planning
Hammel, Green and Abrahamson, Inc.
333 East Erie Street
Milwaukee, Wisconsin USA 53202
Telephone 414.278.8200 Facsimile 414.278.7734

PHASE 2 - CONSTRUCTION DOCUMENTS: MAY 22, 2012

Drawing Title	PHASE 2 - WATER MAIN PLAN & PROFILE STA: 85+00.00 TO STA: 85+55.47 STA: 86+00.00 TO STA: 86+53.14
Project Title	VA MEDICAL CENTER REPLACE EXISTING WATER MAINS PROJECT
Date	MAY 22, 2012
Project No.	VA#689PD-RA-1465 HGA#2606-008-00
Approved: Division Chief	
Building Number	
Checked	JBL
Drawn	TPM
Approved: Service Director	
Location	HINES, ILLINOIS
DRAWING NO.	CU314
Dwg. __ Of __	

Office of Facilities Management

Department of Veterans Affairs