GENERAL NOTES:

1. CONSTRUCTION DOCUMENTS CONSIST OF DESIGN DRAWINGS (DWG) AND WRITTEN SPECIFICATIONS (SPEC). WHEREVER DISCREPANCIES OR CONFLICTS ARE FOUND BETWEEN DWG AND SPEC, THE MORE STRINGENT REQUIREMENTS/CRITERIA SHALL GOVERN.
2. ALL WORK SHOWN ON THESE DRAWINGS ARE NEW UNLESS OTHERWISE NOTED.
3. EXISTING CONDITIONS AND DIMENSIONS SHOWN ON THESE DRAWINGS ARE APPROXIMATE, BIDDERS SHALL VISIT THE PREMISES AND THOROUGHLY FAMILIARIZE THEMSELVES WITH ALL DETAILS OF WORK AND WORKING CONDITIONS BEFORE SUBMITTING THEIR BID. REASONABLE MODIFICATIONS IN LOCATION AND ARRANGEMENTS TO SUIT JOB CONDITIONS SHALL NOT CONSTITUTE BASIS FOR REQUESTING OF ADDITIONAL FUNDS FROM THE GOVERNMENT.
4. PRIOR TO ORDERING MATERIALS AND PROCURING EQUIPMENT, SUCCESSFUL BIDDER (CONTRACTOR) SHALL BE REQUIRED TO VERIFY ALL EXISTING CONDITIONS, INCLUDING BUT NOT LIMITED TO EQUIPMENT, MATERIALS, SIZES, DIMENSIONS, INVERTS, AND VOLTAGES THAT AFFECT HIS WORK. SUBMIT A LETTER TO THE ENGINEER CONFIRMING THAT THIS WAS DONE. IF WRITTEN CONFIRMATION IS NOT RECEIVED BY THE ENGINEER, SHOP DRAWINGS AND OTHER SUBMITTALS WILL BE RETURNED WITHOUT REVIEW. SHOW ALL DISCREPANCIES ON SHOP DRAWINGS AND NOTIFY THE ENGINEER IN WRITING OF SUCH DISCREPANCIES PRIOR TO PROCUREMENT.
5. EXISTING UTILITY LATERAL LOCATIONS ARE CRITICAL WHERE BUILDING UTILITIES CONNECT TO EXISTING, CONTRACTOR SHALL VERIFY THE EXACT LOCATION (BY TONING) AND INVERTS (BY EXCAVATION), BEFORE ORDERING MATERIALS.
6. ALL UTILITIES AND APPURTENANCES SHALL BE PROTECTED AT ALL TIMES DURING CONSTRUCTION, AND IF DAMAGED, SHALL BE REPAIRED BY THE CONTRACTOR AT NO COST TO THE GOVERNMENT.
7. REMOVE ALL UNUSED PIPING UNLESS SPECIFICALLY INDICATED AS "ABANDON IN PLACE". ALL ABANDONED PIPES SHALL BE CAPPED AT BOTH ENDS.
8. THIS CONTRACT REQUIRES THE PLUMBING, FIRE PROTECTION AND ALL OTHER SUBCONTRACTORS TO CAREFULLY COORDINATE THEIR WORK WITH EACH OTHER, THE GENERAL CONTRACTOR AND OTHER TRADES. PRIORITY SHALL BE GIVEN IN THE FOLLOWING ORDER:
   - A. GRAVITY FLOW: SEWER, STORM DRAIN AND DOWNSPOUT.
   - B. EQUIPMENT.
   - C. FORCED AND PRESSURE PIPING SUCH AS WATER AND FIRE SPRINKLER PIPING.
9. ALL UNDERGROUND PRESSURE PIPING WITH MECHANICAL JOINTS SHALL HAVE CONCRETE REACTION BLOCKS AT ALL ELBOWS, TEES AND DEAD END PLUGS.
10. CONTRACTOR SHALL PROVIDE DIELECTRIC UNIONS AT CONNECTION POINTS FOR PIPING OF DISSIMILAR METALS.
11. FOR ALL FLOOR, WALL PARTITION AND ROOF PENETRATIONS, SEE ARCHITECTURAL DRAWINGS FOR DETAILS.
12. ALL PENETRATIONS OF REQUIRED FIRE RATED WALLS, PARTITIONS AND FLOORS SHALL BE PROVIDED WITH FIRE STOPPING MATERIAL PER IBC.
13. NO CUTTING OR DRILLING OF ANY STRUCTURAL MEMBERS WILL BE PERMITTED WITHOUT THE APPROVAL OF THE STRUCTURAL ENGINEER. REFER TO STRUCTURAL DRAWING DETAILS FOR ALL MECHANICAL EQUIPMENT AND PIPING ATTACHMENTS TO STRUCTURAL MEMBERS.
14. ALL FASTENERS, SUPPORTS, PIPE HANGERS, SPRING ISOLATORS, AND MISCELLANEOUS STEEL ITEMS INCLUDING BUT NOT LIMITED TO BOLTS, NUTS, SCREWS, RODS, PLATES, AND ANGLES, ETC. SHALL BE GALVANIZED UNLESS OTHERWISE NOTED OR SPECIFIED.
15. PAINT ALL EXPOSED PIPING TO MATCH SURROUNDING COLOR. PROVIDE ESCUTCHEONS WHERE ALL EXPOSED PIPING PENETRATES FINISHED WALLS AND CEILINGS.

FIRE PROTECTION NOTES:

1. CONSTRUCTION DOCUMENTS CONSIST OF DESIGN DRAWINGS (DWG) AND WRITTEN SPECIFICATIONS (SPEC). WHEREVER DISCREPANCIES OR CONFLICTS ARE FOUND BETWEEN DWG AND SPEC, THE MORE STRINGENT REQUIREMENTS/CRITERIA SHALL GOVERN.
2. TWO (2) SETS OF COMPLETE WORKING PLANS STAMPED AND SIGNED BY A HAWAII LICENSED MECHANICAL ENGINEER SHALL BE SUBMITTED TO THE FIRE PROTECTION SPECIAL INSPECTOR (FPSI) FOR CODE COMPLIANCE REVIEW. ONE (1) SET WITH THE FPSI APPROVAL STAMP SHALL BE SUBMITTED TO THE DPP BUILDING DIVISION ALONG WITH THE FPSI FINAL REPORT/LETTER PRIOR TO CLOSING OF THE BUILDING PERMIT.
3. PENETRATIONS OF REQUIRED FIRE RATED WALLS, PARTITIONS AND FLOORS SHALL BE PROVIDED WITH FIRE STOPPING MATERIAL PER IBC.
4. ALL FIRE SPRINKLER CONTROL VALVES AND WATER FLOW SWITCHES, SHALL BE ELECTRICALLY SUPERVISED IN ACCORDANCE WITH THE 2003 IBC, SECTION 903.4.
5. FIRE SPRINKLER SYSTEM ALARMS SHALL BE SUPERVISED, CONFORMING TO 2003 IBC, SECTION 903.4.2.
6. WHEN VALVES ARE INSTALLED IN A HORIZONTAL POSITION, VALVE STEM SHALL BE INSTALLED IN AN UPRIGHT POSITION. IF THIS IS NOT POSSIBLE BECAUSE OF SPACE AND HEADROOM CONSTRAINTS, VALVE STEM SHALL BE INSTALLED IN AN INCLINED POSITION ABOVE THE HORIZONTAL CENTERLINE OF THE PIPE.
7. EXPOSED PIPING SHALL PROVIDE MAXIMUM HEADROOM CLEARANCE. OFFSET SHALL BE PROVIDED TO ACHIEVE MAXIMUM HEADROOM CLEARANCE.
8. PROVIDE PRESSURE GAUGES AS REQUIRED BY NFPA 14: STANDPIPE AND HOSE SYSTEMS.
9. PROVIDE SEISMIC PROTECTION FOR PIPING TO PREVENT DAMAGE FROM EARTHQUAKES PER BUILDING CODE.
10. STANDPIPE HOSE END GATE VALVE OUTLETS SHALL BE INSTALLED AT 3'-6" FROM FINISHED FLOOR TO CENTERLINE OF THE OUTLETS.
11. BOTTOM OF FIRE EXTINGUISHER CABINETS SHALL BE INSTALLED AT 26.5" ABOVE THE FINISHED FLOOR; SEE PLANS FOR LOCATIONS.

FIRE PROTECTION LEGEND:

ACV	ALARM CHECK VALVE
AP	ACCESS PANEL
BV	BALL VALVE
CONN	CONNECT OR CONNECTION
CONT	CONTINUATION
CV	CHECK VALVE
DCV	DOUBLE CHECK VALVE
DN	DOWN
EXST	EXISTING
FDC	FIRE DEPARTMENT CONNECTION
FE	FIRE EXTINGUISHER
FEC	FIRE EXTINGUISHER CABINET
FL SW	FLOW SWITCH
GC	GENERAL CONTRACTOR
HEGV	HOSE END GATE VALVE
OS & Y GV	OS & Y GATE VALVE (NO)
POC	POINT OF CONNECTION
RPBP	REDUCED PRESSURE BACKFLOW PREVENTER ASSEMBLY
SV	SOLENOID VALVE
TERM	TERMINATE

Revisions	Date
-	-
-	-
-	-
-	-
-	-
-	-
-	-
-	-
-	-

CONSULTANTS:

MEHCORP
MECHANICAL ENGINEERS OF HAWAII CORPORATION
50 SOUTH BERETANIA STREET, SUITE C208-A, HONOLULU, HAWAII 96813

PROFESSIONAL OF RECORD'S STAMP

KILE T. Y. CHENG
LICENSED PROFESSIONAL ENGINEER
No. 13747-M
HAWAII, U.S.A.

4/30/2016
Signature License Expiration Date

ARCHITECT/ENGINEERS:

mga Architecture
2570 Kalakaua Avenue, Suite 2200
Honolulu, Hawaii, 96815

THIS WORK WAS PREPARED BY ME OR UNDER MY SUPERVISION AND CONSTRUCTION OF THE PROJECT WILL BE SUBJECT TO MY OBSERVATION. ("OBSERVATION OF CONSTRUCTION" SHALL BE AS DEFINED IN CHAPTER 115, HAWAII REVISED STATUTES, FOR PROFESSIONAL ENGINEERS, ARCHITECTS, SURVEYORS, AND LANDSCAPE ARCHITECTS, STATE OF HAWAII, SUBCHAPTER 1, SECTION 16-115.2, DEFINITIONS, EFFECTIVE

4/30/2016
Signature License Expiration Date

© 2014 MGA Architecture, LLC

Drawing Title
FIRE PROTECTION NOTES AND LEGEND

Approved Project Director
-
-
VAPAHCS PLANNING AND ENGINEERING

Project Title
VA EXPAND PARKING STRUCTURE BUILDING 32

Location
Honolulu HI

Date: March 7, 2016
Checked: KC
Drawn: RA

Project Number
459.305 MGA 14.035

Building Number
32

Drawing Number
32-FA001

Dwg. 78 of 104

Scale: AS NOTED

Office of Construction and Facilities Management
Department of Veterans Affairs

NOTES:

1. MODIFY EXISTING DRY STANDPIPE TO CLASS 1 MANUAL WET STANDPIPE PER NFPA 14.
2. NO FIRE SPRINKLER PROTECTION REQUIRED FOR OPEN PARKING GARAGE.
3. DOUBLE CHECK BACKFLOW PREVENTION ASSEMBLY SHALL BE PROVIDED PER IPC AND COMFORMING TO ASSE REQUIREMENT.

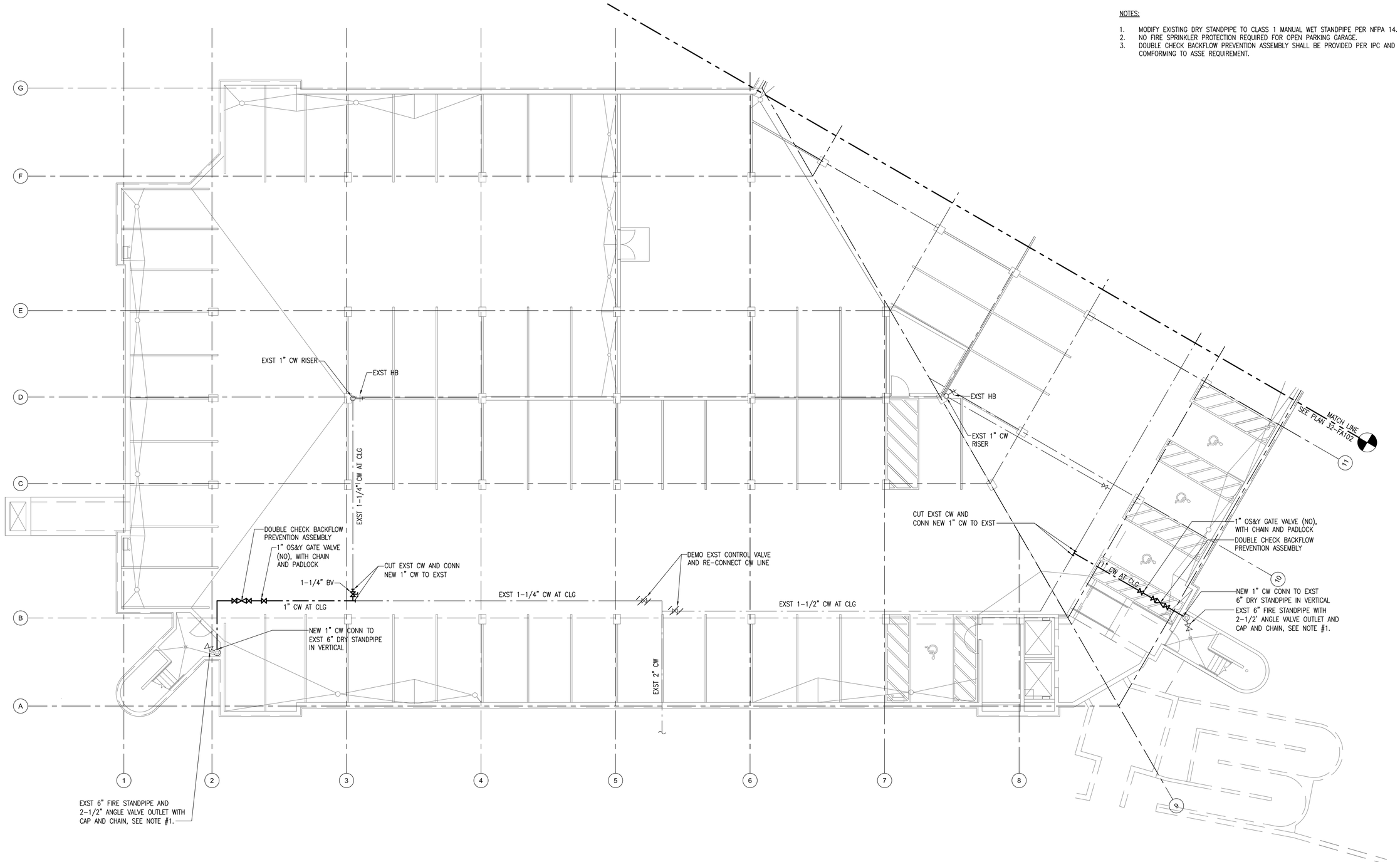

1 PARTIAL FIRE PROTECTION FLOOR PLAN - PB - WEST
SCALE: 1/8" = 1'-0"

N

Scale: AS NOTED

Revisions	Date
-	-
-	-
-	-
-	-
-	-
-	-
-	-
-	-
-	-

CONSULTANTS:

MEHCORP
MECHANICAL ENGINEERS OF HAWAII CORPORATION
50 SOUTH BERETANIA STREET, SUITE C208-A, HONOLULU, HAWAII 96813

PROFESSIONAL OF RECORD'S STAMP

KILE T. Y. CHENG
LICENSED PROFESSIONAL ENGINEER
No. 13747-M
HAWAII, U.S.A.

Signature 4/30/2016 License Expiration Date

ARCHITECT/ENGINEERS:

mga Architecture
5370 Kalanianaole Avenue, Suite 5202
Waikiki, Honolulu, Hawaii, 96821

© 2014 MGA Architecture, LLC

THIS WORK WAS PREPARED BY ME OR UNDER MY SUPERVISION AND CONSTRUCTION OF THE PROJECT WILL BE UNDER MY "OBSERVATION OF CONSTRUCTION" AS DEFINED IN CHAPTER 115, HAWAII ADMINISTRATIVE RULES PROFESSIONAL ENGINEERS, ARCHITECTS, SURVEYORS, AND LANDSCAPE ARCHITECTS QUALIFICATIONS MANUAL SUBCHAPTER 1, SECTION 16-115:2, DEFINITIONS, EFFECTIVE

Signature 4/30/2016 License Expiration Date

Drawing Title
PARTIAL FIRE PROTECTION FLOOR PLAN - PB - WEST

Approved Project Director
-
-
VAPAHCS PLANNING AND ENGINEERING

Project Title
VA EXPAND PARKING STRUCTURE BUILDING 32

Location
Honolulu HI

Date
March 7, 2016

Checked
KC

Drawn
RA

Project Number
459.305 MGA 14.035

Building Number
32

Drawing Number
32-FA101

Dwg. 79 of 104

Office of Construction and Facilities Management

Department of Veterans Affairs

NOTES

1. MODIFY EXISTING DRY STANDPIPE TO CLASS 1 MANUAL WET STANDPIPE PER NFPA 14.
2. NO FIRE SPRINKLER PROTECTION REQUIRED FOR OPEN PARKING GARAGE.
3. DOUBLE CHECK BACKFLOW PREVENTION ASSEMBLY SHALL BE PROVIDED PER IPC AND COMFORMING TO ASSE REQUIREMENT.

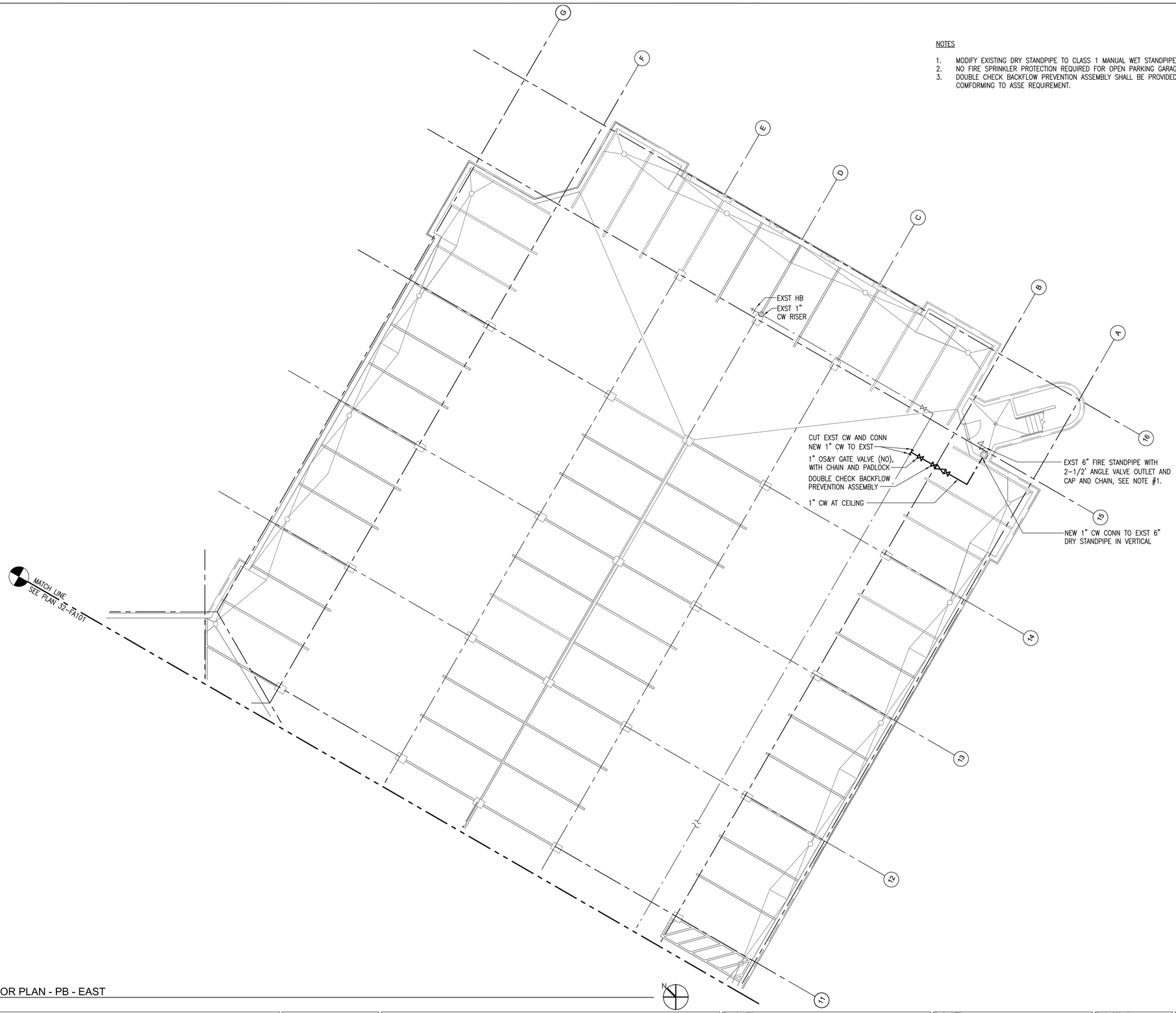

1 PARTIAL FIRE PROTECTION FLOOR PLAN - PB - EAST
SCALE: 1/8" = 1'-0"

Scale: AS NOTED

Revisions	Date
-	-
-	-
-	-
-	-
-	-
-	-
-	-
-	-
-	-

CONSULTANTS:

MEHCORP
MECHANICAL ENGINEERS OF HAWAII CORPORATION
50 SOUTH BERETANIA STREET, SUITE C208-A, HONOLULU, HAWAII 96813

PROFESSIONAL OF RECORD'S STAMP

KILE T. Y. CHENG
LICENSED PROFESSIONAL ENGINEER
No. 13747-M
HAWAII, U.S.A.
4/30/2016
Signature License Expiration Date

ARCHITECT/ENGINEERS:

mga Architecture
5679 Kalanianaole Avenue, Suite 5208
Waikiki, Honolulu, Hawaii, 96821

© 2014 MGA Architecture, LLC

THIS WORK WAS PREPARED BY ME OR UNDER MY SUPERVISION AND CONSTRUCTION OF THE WORK WILL BE UNDER MY OBSERVATION. ("OBSERVATION OF CONSTRUCTION" SHALL BE DEFINED AS PER STATE OF HAWAII ADMINISTRATIVE RULES FOR PROFESSIONAL ENGINEERS, ARCHITECTS, LAND SURVEYORS, AND LANDSCAPE ARCHITECTS, STATE OF HAWAII, SUBCHAPTER 1, SECTION 16-115 2, DEFINITIONS; EFFECTIVE

4/30/2016
Signature License Expiration Date

Drawing Title
PARTIAL FIRE PROTECTION FLOOR PLAN - PB - EAST

Approved Project Director
-
-
VAPAHCS PLANNING AND ENGINEERING

Project Title
VA EXPAND PARKING STRUCTURE BUILDING 32

Location
Honolulu HI

Date
March 7, 2016

Checked
KC

Drawn
RA

Project Number
459.305 MGA 14.035

Building Number
32

Drawing Number
32-FA102

Dwg. 80 of 104

Office of Construction and Facilities Management

Department of Veterans Affairs

NOTES:

1. MODIFY EXISTING DRY STANDPIPE TO CLASS 1 MANUAL WET STANDPIPE PER NFPA 14.
2. NO FIRE SPRINKLER PROTECTION REQUIRED FOR OPEN PARKING GARAGE.
3. DOUBLE CHECK BACKFLOW PREVENTION ASSEMBLY SHALL BE PROVIDED PER IPC AND COMFORMING TO ASSE REQUIREMENT.

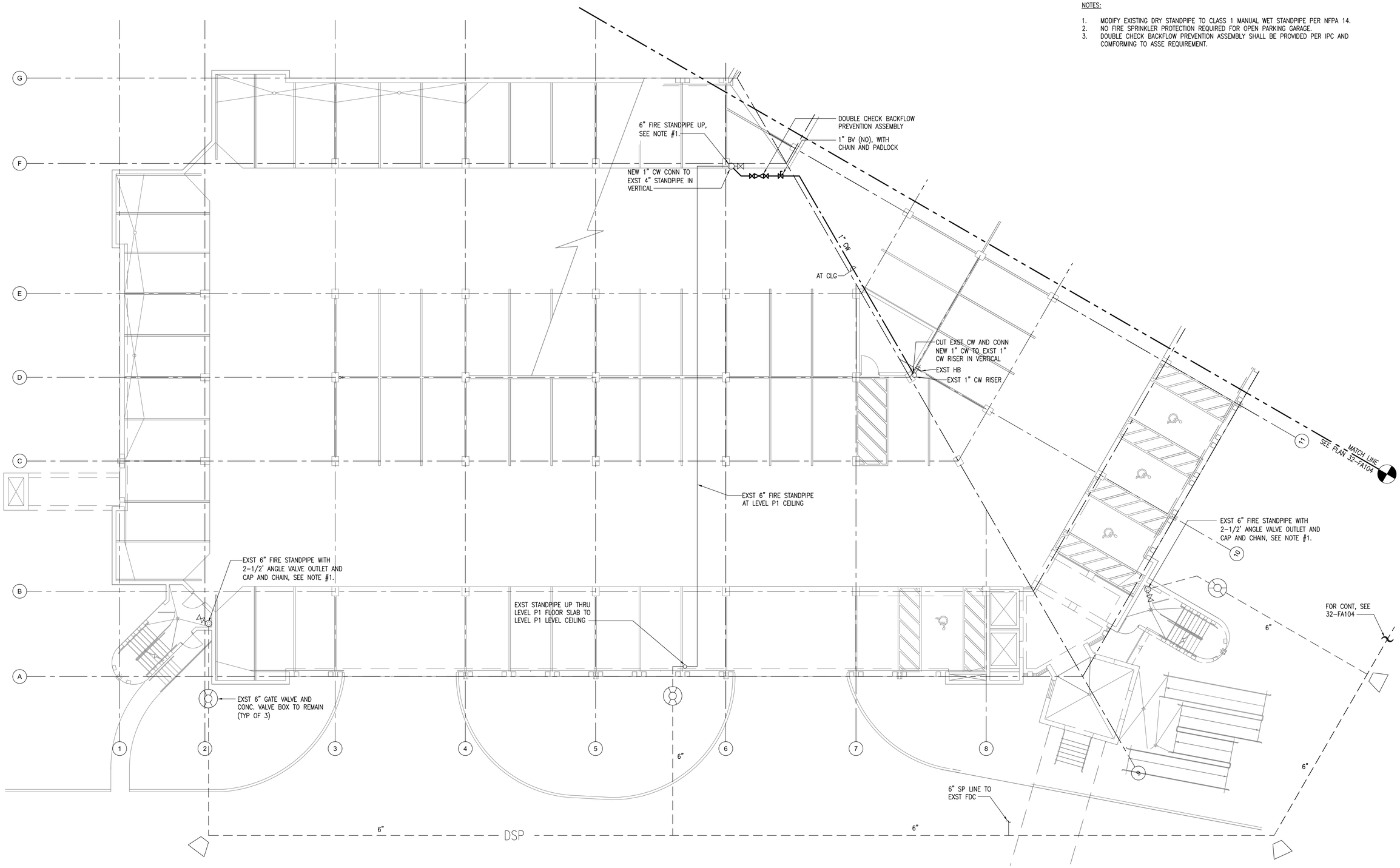

1 PARTIAL FIRE PROTECTION FLOOR PLAN - P1 - WEST
SCALE: 1/8" = 1'-0"

Scale: AS NOTED

Revisions	Date
-	-
-	-
-	-
-	-
-	-
-	-
-	-
-	-
-	-

CONSULTANTS:

MEHCORP
MECHANICAL ENGINEERS OF HAWAII CORPORATION
50 SOUTH BERETANIA STREET, SUITE C208-A, HONOLULU, HAWAII 96813

PROFESSIONAL OF RECORD'S STAMP

KYLE T. Y. CHENG
LICENSED PROFESSIONAL ENGINEER
No. 13747-M
HAWAII, U.S.A.

Signature: 4/30/2016 License Expiration Date

ARCHITECT/ENGINEERS:

mga Architecture
2370 Kalakaua Avenue, Suite 5202
Waikiki, Honolulu, Hawaii, 96815

© 2014 MGA Architecture, LLC

THIS WORK WAS PREPARED BY ME OR UNDER MY SUPERVISION AND ADMINISTRATION OF PROJECT WILL BE UNDER MY OBSERVATION. ("OBSERVATION OF CONSTRUCTION" SHALL BE AS DEFINED IN HAWAII ADMINISTRATIVE RULES FOR PROFESSIONAL ENGINEERS, ARCHITECTS, LANDSCAPE ARCHITECTS, STATE OF HAWAII, SUBCHAPTER 1, SECTION 16-115.2, CONTROL, EFFECTIVE

Signature: 4/30/2016 License Expiration Date

Drawing Title
PARTIAL FIRE PROTECTION FLOOR PLAN - P1 - WEST

Approved Project Director
-
-
VAPAHCS PLANNING AND ENGINEERING

Project Title
VA EXPAND PARKING STRUCTURE BUILDING 32

Location
Honolulu HI

Date: March 7, 2016
Checked: KC
Drawn: RA

Project Number: 459.305 MGA 14.035
Building Number: 32
Drawing Number: 32-FA103
Dwg. 81 of 104

Office of Construction and Facilities Management
Department of Veterans Affairs

NOTES:

1. MODIFY EXISTING DRY STANDPIPE TO CLASS 1 MANUAL WET STANDPIPE PER NFPA 14.
2. NO FIRE SPRINKLER PROTECTION REQUIRED FOR OPEN PARKING GARAGE..

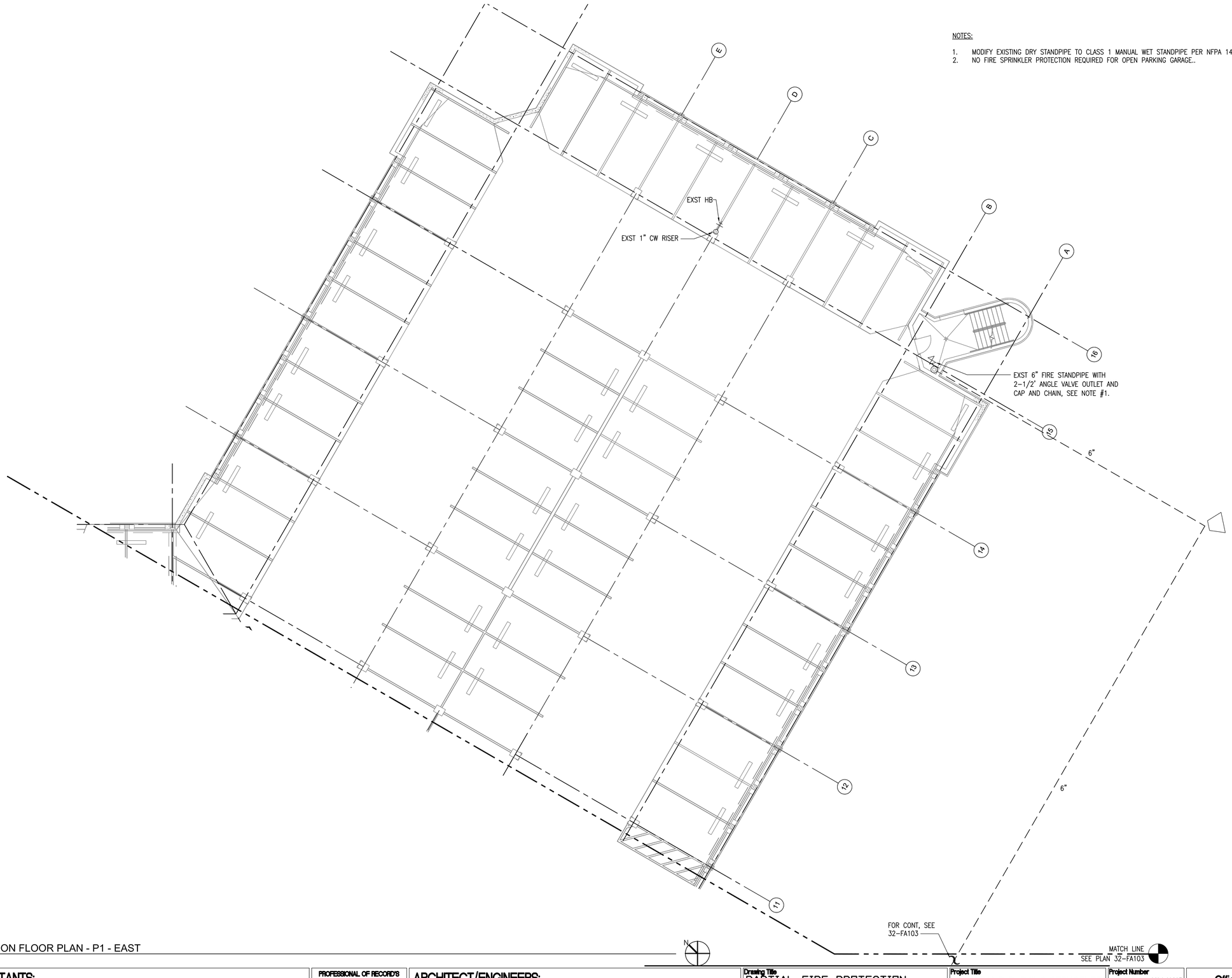

1 PARTIAL FIRE PROTECTION FLOOR PLAN - P1 - EAST
SCALE: 1/8" = 1'-0"

Scale: AS NOTED

Revisions	Date
-	-
-	-
-	-
-	-
-	-
-	-
-	-
-	-
-	-

CONSULTANTS:

MEHCORP
MECHANICAL ENGINEERS OF HAWAII CORPORATION
50 SOUTH BERETANIA STREET, SUITE C208-A, HONOLULU, HAWAII 96813

PROFESSIONAL OF RECORD'S STAMP

KILE T. Y. CHANG
LICENSED PROFESSIONAL ENGINEER
No. 13747-M
HAWAII, U.S.A.

4/30/2016
Signature License Expiration Date

ARCHITECT/ENGINEERS:

mga Architecture
5279 Kalanianaole Avenue, Suite 5202
Waikiki, Honolulu, Hawaii, 96821

© 2014 MGA Architecture, LLC

THIS WORK WAS PREPARED BY ME OR UNDER MY SUPERVISION AND THIS DOCUMENT OR PROJECT WILL BE UNDER MY OBSERVATION. ("OBSERVATION OF CONSTRUCTION" AS DEFINED IN CHAPTER 115, HAWAII ADMINISTRATIVE RULES FOR PROFESSIONAL ENGINEERS, ARCHITECTS, SURVEYORS, AND LANDSCAPE ARCHITECTS, STATE OF HAWAII, SUBCHAPTER 5, SECTION 16-115-2). OPERATIONS, EFFECTIVE

4/30/2016
Signature License Expiration Date

Drawing Title
PARTIAL FIRE PROTECTION FLOOR PLAN - P1 - EAST

Approved Project Director
-
-
VAPAHCS PLANNING AND ENGINEERING

Project Title
VA EXPAND PARKING STRUCTURE BUILDING 32

Location
Honolulu HI

Date: March 7, 2016
Checked: KC
Drawn: RA

Project Number: 459.305 MGA 14.035
Building Number: 32
Drawing Number: 32-FA104
Dwg. 82 of 104

Office of Construction and Facilities Management
Department of Veterans Affairs

NOTES:

1. MODIFY EXISTING DRY STANDPIPE TO CLASS 1 MANUAL WET STANDPIPE PER NFPA 14
2. NO FIRE SPRINKLER PROTECTION REQUIRED FOR OPEN PARKING GARAGE..

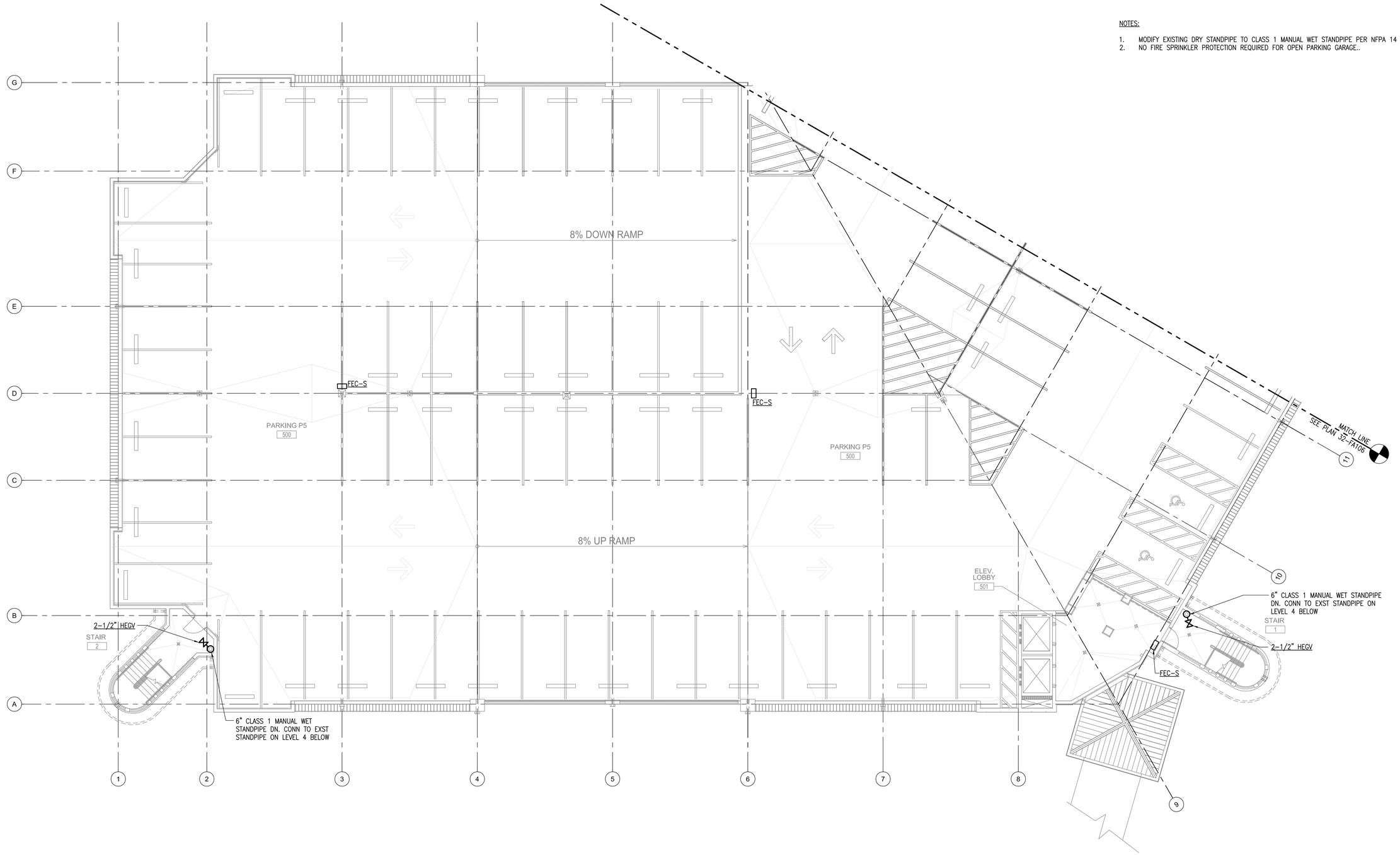

1 PARTIAL FIRE PROTECTION FLOOR PLAN - P5 - WEST
SCALE: 1/8" = 1'-0"

N

Scale: AS NOTED

Revisions	Date
-	-
-	-
-	-
-	-
-	-
-	-
-	-
-	-
-	-

CONSULTANTS:

MEHCORP
MECHANICAL ENGINEERS OF HAWAII CORPORATION
50 SOUTH BERETANIA STREET, SUITE C208-A, HONOLULU, HAWAII 96813

PROFESSIONAL OF RECORD'S STAMP

KILE T. Y. CHENG
LICENSED PROFESSIONAL ENGINEER
No. 13747-M
HAWAII, U.S.A.

4/30/2016
Signature License Expiration Date

ARCHITECT/ENGINEERS:

mga Architecture
5679 Kalanianaole Avenue, Suite 5208
Waikiki, Honolulu, Hawaii, 96821

© 2014 MGA Architecture, LLC

THIS WORK WAS PREPARED BY ME OR UNDER MY SUPERVISION AND CONSTRUCTION OF THE PROJECT WILL BE UNDER MY OBSERVATION. THE "OBSERVATION OF CONSTRUCTION" SHALL BE AS DEFINED IN CHAPTER 115, HAWAII ADMINISTRATIVE RULES FOR PROFESSIONAL ENGINEERS, ARCHITECTS, SURVEYORS, AND LANDSCAPE ARCHITECTS UNDER STATE OF HAWAII, SUBCHAPTER 1, SECTION 16-115.2, DEFINITIONS, EFFECTIVE

4/30/2016
Signature License Expiration Date

Drawing Title
PARTIAL FIRE PROTECTION FLOOR PLAN - P5 - WEST

Approved Project Director
-
-
VAPAHCS PLANNING AND ENGINEERING

Project Title
VA EXPAND PARKING STRUCTURE BUILDING 32

Location
Honolulu HI

Date
March 7, 2016

Checked
KC

Drawn
RA

Project Number
459.305 MGA 14.035

Building Number
32

Drawing Number
32-FA105

Dwg. 83 of 104

Office of Construction and Facilities Management

Department of Veterans Affairs

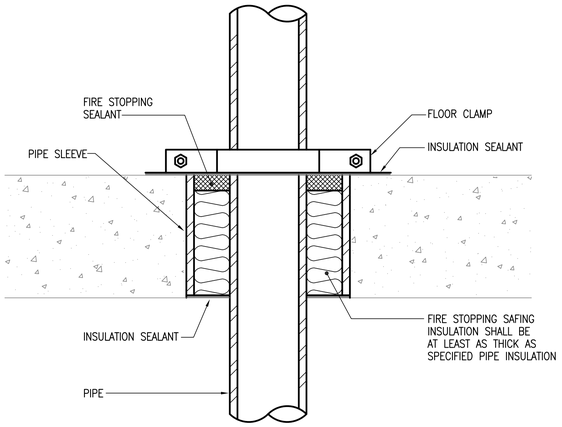

1 PIPE THRU FLOOR DETAIL
NOT TO SCALE

NOTES:

1. MODIFY EXISTING DRY STANDPIPE TO CLASS 1 MANUAL WET STANDPIPE PER NFPA 14.
2. NO FIRE SPRINKLER PROTECTION REQUIRED FOR OPEN PARKING GARAGE.

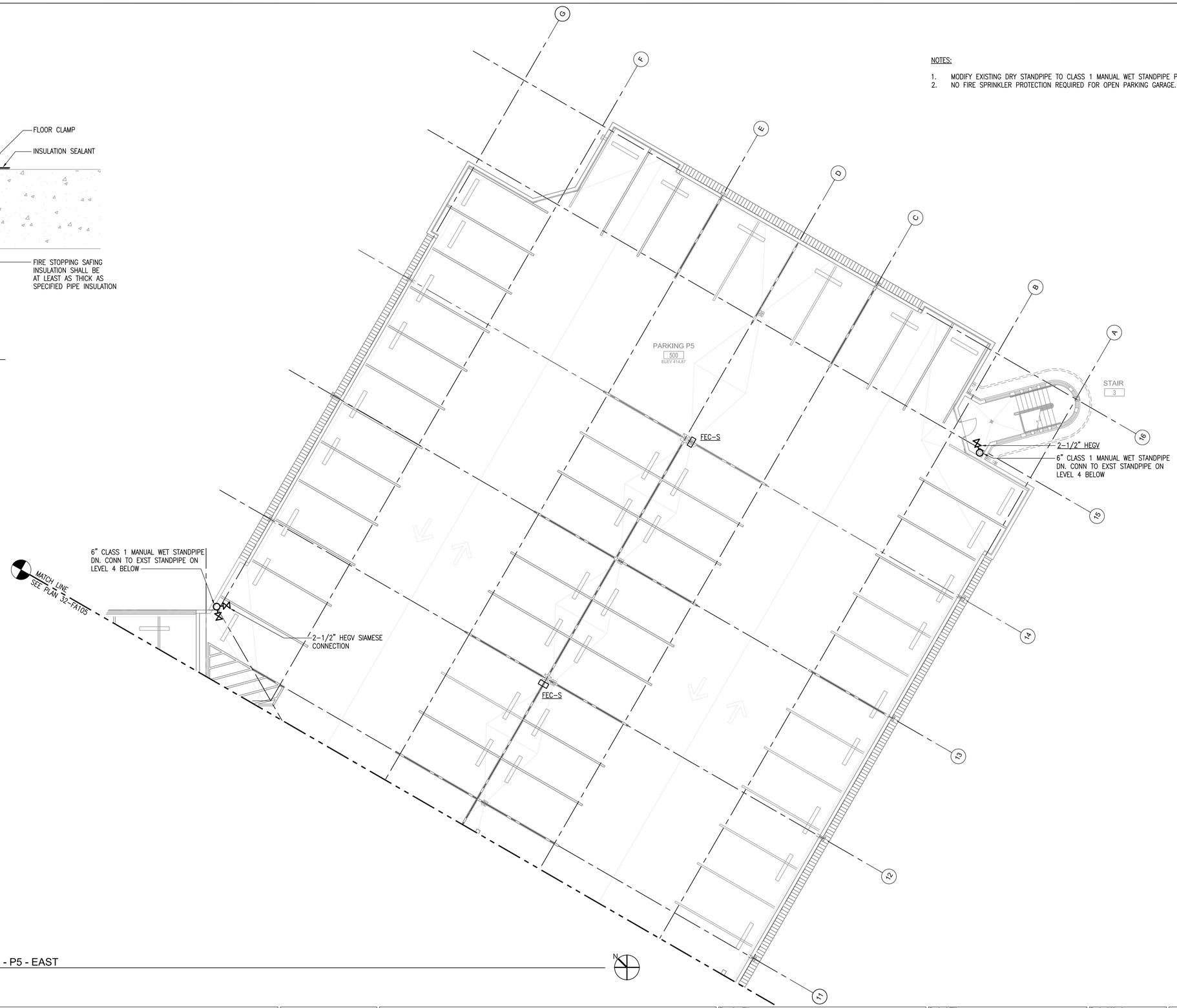

2 PARTIAL FIRE PROTECTION FLOOR PLAN - P5 - EAST
SCALE: 1/8" = 1'-0"

Scale: AS NOTED

Revisions	Date
-	-
-	-
-	-
-	-
-	-
-	-
-	-
-	-
-	-

CONSULTANTS:

MEHCORP
MECHANICAL ENGINEERS OF HAWAII CORPORATION
50 SOUTH BERETANIA STREET, SUITE C208-A, HONOLULU, HAWAII 96813

PROFESSIONAL OF RECORD'S STAMP

KILE T. Y. CHENG
LICENSED PROFESSIONAL ENGINEER
No. 13747-M
HAWAII, U.S.A.

4/30/2016
Signature License Expiration Date

ARCHITECT/ENGINEERS:

mga Architecture
5370 Kalanianaole Avenue, Suite 5202
Waikiki, Honolulu, Hawaii, 96821

© 2014 MGA Architecture, LLC

THIS WORK WAS PREPARED BY ME OR UNDER MY SUPERVISION AND CONSTRUCTION OF THE PROJECT WILL BE UNDER MY "OBSERVATION OF CONSTRUCTION" SHALL BE AS DEFINED IN CHAPTER 115, HAWAII ADMINISTRATIVE RULES ENGINEERS, ARCHITECTS, SURVEYORS, AND LANDSCAPE ARCHITECTS, CHAPTER 16-115, SUBCHAPTER 1, SECTION 16-115-2, DEFINITIONS, EFFECTIVE

4/30/2016
Signature License Expiration Date

Drawing Title
PARTIAL FIRE PROTECTION FLOOR PLAN - P5 - EAST AND DETAIL

Approved Project Director
-
-
VAPAHCS PLANNING AND ENGINEERING

Project Title
VA EXPAND PARKING STRUCTURE BUILDING 32

Location
Honolulu HI

Date
March 7, 2016

Checked
KC

Drawn
RA

Project Number
459.305 MGA 14.035

Building Number
32

Drawing Number
32-FA106

Dwg. 84 of 104

Office of Construction and Facilities Management

Department of Veterans Affairs