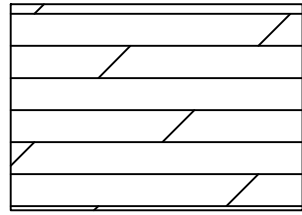


MANNINGTON, NATURE'S PATHS - DISSOLVE, RECEDE
#12327, 36" X 18" TILE. INSTALLATION: 1/ 3 ASHLAR
PATTERN RUNNING NORTH/ SOUTH



MANNINGTON, NATURE'S PATHS - HERITAGE CHERRY NATURAL
#12105, 3" X 36" PLANK. INSTALLATION: 1/ 3 STAGGERED
RUNNING EAST/ WEST.

BASE: JOHNSONITE 4" COVE BASE, STONE 05

LEGEND

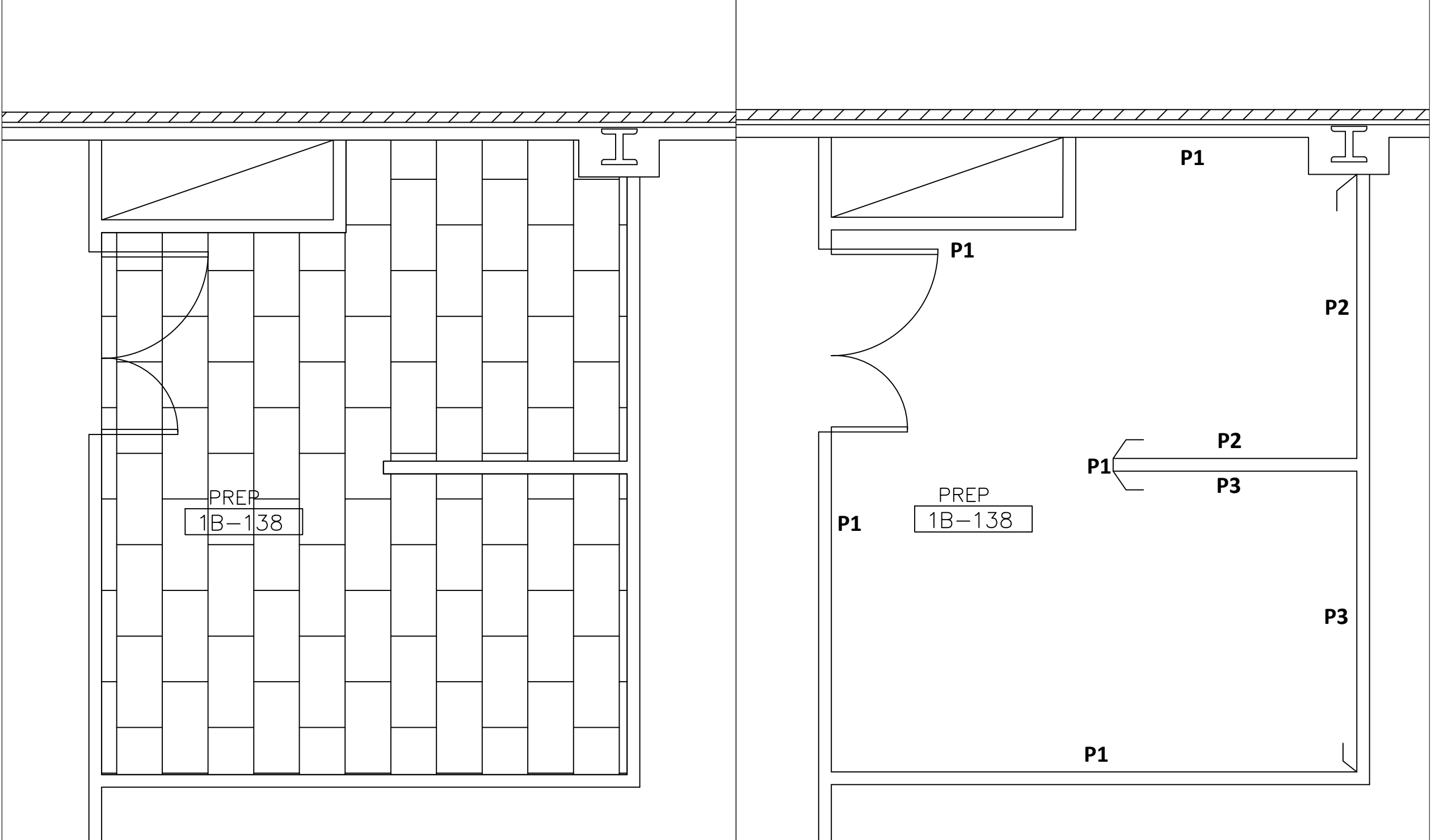
P1 - PACER WHITE SW6098
P2 - QUIETUDE SW6212
P3 - MYSTERIOUS MALVE SW6262

ALL DOOR AND WINDOW FRAMES P1

NOTE: ROOMS 1B-133A AND 1B-133B - IF THERE ARE ANY TYPE OF
BUILT-IN BENCHS OR LOCKERS INTERIOR DESIGN WILL SPECIFY THE
FINISHES.

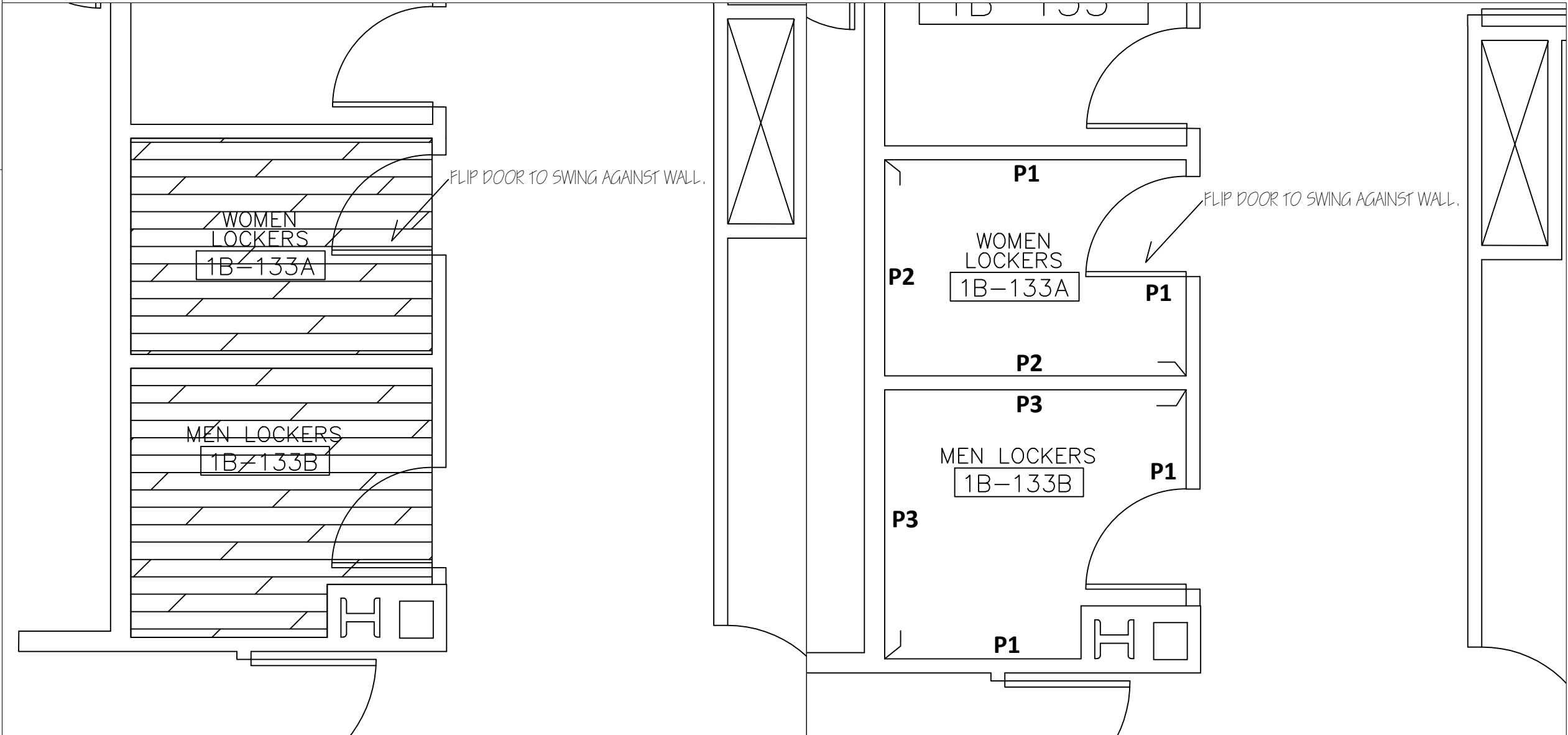
NOTE: ROOM 1B-138 - NEW DOOR SHALL BE: ROTARY CUT WHITE
BIRCH WITH CHERRY #564R6 STAIN.

LEGEND



1B-138 - FLOORING SCHEDULE

1B-138 - PAINT SCHEDULE



1B-133A & 1B-133B - FLOORING SCHEDULE

1B-133A & 1B-133B - PAINT SCHEDULE