



SLVHCS Medical Center

SIGNAGE MESSAGE SCHEDULE

CONSTRUCTION DOCUMENTS 1

ISSUED DATE: JULY 16, 2012

nbbj

SITE											
Number	Location	Name	Sign Type 1	Message 1		Sign Type 2	Message 2		Sheet Number 1	Sheet Number 2	Notes
EXT01		EXTERIOR SITE SIGNAGE	EC-01.02	(15' campus ID pylon)					GRA.54		
EXT02		EXTERIOR SITE SIGNAGE	EC-01.01	(30' campus ID pylon)					GRA.52		
EXT03		EXTERIOR SITE SIGNAGE	EC-02.02	(5'-6" directional)					GRA.58		
EXT04		EXTERIOR SITE SIGNAGE	EC-02.02	(5'-6" directional)					GRA.58		on pkg deck
EXT05		EXTERIOR SITE SIGNAGE	EC-02.02	(5'-6" directional)					GRA.58		
EXT06		EXTERIOR SITE SIGNAGE	EC-02.01	(8' directional)					GRA.56		
EXT07		EXTERIOR SITE SIGNAGE	EC-02.02	(5'-6" directional)					GRA.58		
EXT08		EXTERIOR SITE SIGNAGE	EC-01.02	(15' campus ID pylon)					GRA.54		
EXT09		EXTERIOR SITE SIGNAGE	EC-03.01	(emergency letters- ramp)					GRA.60		
EXT10		EXTERIOR SITE SIGNAGE	EC-03.01	(emergency letters- ramp)					GRA.60		
EXT11		EXTERIOR SITE SIGNAGE	EC-03.01	(emergency letters)					GRA.59		
EXT12		EXTERIOR SITE SIGNAGE	EC-03.02	(LED letters)					GR.61		
EXT13		EXTERIOR SITE SIGNAGE	EC-02.02	(5'-6" directional)					GRA.58		
EXT14		EXTERIOR SITE SIGNAGE	EC-01.02	(15' campus ID pylon)					GRA.54		
EXT15		EXTERIOR SITE SIGNAGE	EC-02.02	(5'-6" directional)					GRA.58		
EXT16		EXTERIOR SITE SIGNAGE	EC-02.02	(5'-6" directional)					GRA.58		
EXT17		EXTERIOR SITE SIGNAGE	EC-02.02	(5'-6" directional)					GRA.58		
EXT18		EXTERIOR SITE SIGNAGE	EC-02.02	(5'-6" directional)					GRA.58		
EXT19		EXTERIOR SITE SIGNAGE	EC-02.02	(5'-6" directional)					GRA.58		
EXT20		EXTERIOR SITE SIGNAGE	EC-01.01	(30' campus ID pylon)					GRA.52		
EXT21		EXTERIOR SITE SIGNAGE	EC-01.01	(30' campus ID pylon)					GRA.52		
EXT22		EXTERIOR SITE SIGNAGE	EC-01.02	(15' campus ID pylon)					GRA.54		
EXT23		EXTERIOR SITE SIGNAGE	EC-00.02	(main entry/canopy sign)					GRA.50		
EXT24		EXTERIOR SITE SIGNAGE	EC-02.01	(8' directional)					GRA.56		
EXT25		EXTERIOR SITE SIGNAGE	EC-02.01	(8' directional)					GRA.56		
EXT26		EXTERIOR SITE SIGNAGE	EC-00.01	(building top sign- west)					GRA.47		
EXT27		EXTERIOR SITE SIGNAGE	EC-00.01	(building top sign- east)					GRA.49		
EXT28		EXTERIOR SITE SIGNAGE	EC-00.01	(building top sign- south)					GRA.48		
EXT29		EXTERIOR SITE SIGNAGE	EC-01.02	(15' campus ID pylon)					GRA.54		
EXT30		EXTERIOR SITE SIGNAGE	EC-03.02	(LED letters)					GR.61		
EXT31		EXTERIOR SITE SIGNAGE	EC-03.02	(LED letters)					GR.61		
EXT32		EXTERIOR SITE SIGNAGE	EC-01.01	(30' campus ID pylon)					GRA.52		
EXT33		EXTERIOR SITE SIGNAGE	EC-02.02	(5'-6" directional)					GRA.58		




EXT22
EXT23
EXT24





RFI 02273: SIGN LOCATIONS

CONCOURSE											
Number	Location	Name	Sign Type 1	Message 1		Sign Type 2	Message 2		Sheet Number 1	Sheet Number 2	Notes
LEVEL 1	CONCOURSE										
1A100	2	NORTH ENTRY VESTIBULE	IN-02.03	(no weapons)					GRA.13		
1A100	3	NORTH ENTRY VESTIBULE	IC-02.02	(VA Dedication bronze plaque)					GRA.32		
1A100	4	NORTH ENTRY VESTIBULE	IC-02.02	(LEED plaque)					GRA.33		
1A100		NORTH ENTRY VESTIBULE	IN-02.01	(consent to inspection)		IN-02.02	(no smoking)		GRA.13	GRA.13	
1A101	1	NORTH OPENING	IC-02.03	(LMK Canal Dimensional & Vinyl Graphics)					GRA.34		
1A102	1	NORTH OPENING	IC-01.01	(free standing directional) RFI 07678: Message					GRA.29		
1A102	2	NORTH OPENING	IC-01.02	(stair directional) RFI 07678: Message					GRA.30		
1A102	3	NORTH OPENING	IC-02.03	(Seal N Concourse)					GRA.42		
1A103	3		IC-02.03	(Interior Concourse Building ID)					GRA.44		
1A103	2		IN-13	☺ Café					GRA.23		
1A103		NORTH CAFE SERVING	IN-19.01	Café					GRA.28		
1A200	2		IN-02.03	(no weapons)					GRA.13		
1A200		ENTRANCE VESTIBULE	IN-02.01	(consent to inspection)		IN-02.02	(no smoking)		GRA.13	GRA.13	
1A200A		WHEELCHAIR STOR	IN-03.01	1A200A		IN-04.02	WC Storage		GRA.14	GRA.16	
1A201	3	MAIN RECEPTION	IC-01.01	(free standing directional) RFI 07678: Message					GRA.29		
1A201	4		IC-01.01	(free standing directional) RFI 07678: Message					GRA.29		
1A201	5		IN-13	☺ Restroom					GRA.23		
1A201	6		IC-02.03	(LMK SF Glass)					GRA.36		
1A201	7		IN-13	☺ Elevator					GRA.23		
1A201	8	CENTRAL OPENING	IC-02.03	(LMK Vertical Flag)					GRA.38		
1A201	9	CENTRAL OPENING	IC-01.01	(free standing directional)					GRA.29		
1A201	10		IC-02.03	(Interior Concourse Building ID)					GRA.44		
1A201	11		IC-02.03	(Interior Concourse Building ID)					GRA.44		
1A201A		INFO DESK MAIN	IN-12.01	Information					GRA.22		
1A204	1	CONFERENCE CENTER PRE-FUNCTION	IC-01.01	(free standing directional) RFI 07678: Message					GRA.29		
1A204	2		IN-13	☺ Restroom					GRA.23		
1A204	3	CONFERENCE CENTER PRE-FUNCTION	IC-01.01	(free standing directional) RFI 07678: Message					GRA.29		
1A300	1	SOUTH ENTRY CORRIDOR	IC-02.03	(Parking ID Glass)					GRA.45		
1A300A		SOUTH ENTRY VESTIBULE	IN-02.01	(consent to inspection)		IN-02.02	(no smoking)		GRA.13	GRA.13	

CONCOURSE											
Number	Location	Name	Sign Type 1	Message 1		Sign Type 2	Message 2		Sheet Number 1	Sheet Number 2	Notes
1A300A	2	SOUTH ENTRY VESTIBULE	IN-02.03	(no weapons)					GRA.13		
1A301	1		IN-13	Stair					GRA.23		
1A302	1	SOUTH OPENING	IC-01.01	(free standing directional) RFI 07678: Message					GRA.29		
1A302	2		IN-13	Elevator					GRA.23		
1A302	3		IN-13	Restroom					GRA.23		
1A302	4	SOUTH OPENING	IC-02.03	(Seal S Concourse)					GRA.43		
1A302	5	SOUTH OPENING	IC-01.02	(stair directional) RFI 07678: Message					GRA.30		
1A302	6		IC-02.03	(Interior Concourse Building ID)					GRA.44		
1A304	2		IN-13	Café					GRA.23		
1A304		SOUTH CAFE SERVING	IN-19.01	Café					GRA.28		
1K100	2	STAFF GARAGE LOBBY	IN-17.05	(floor directory)					GRA.27		
1K100		STAFF GARAGE LOBBY	IN-01.01.03	(small emergency exit plan)		IN-01.04	(elevator call button)		GRA.09	GRA.10	
1K102		ELECTRIC ROOM	IN-03.01	1K102					GRA.14		
1K104		STP CLST	IN-03.01	1K104					GRA.14		
1K109		STANDPIPE CLOSET	IN-03.01	1K109					GRA.14		
1K110		STANDPIPE CLOSET	IN-03.01	1K110					GRA.14		
1K112		STANDPIPE CLOSET	IN-03.01	1K112					GRA.14		
1L100	3	VISITOR GARAGE LOBBY	IN-17.05	(floor directory)					GRA.27		
1L100	4	VISITOR GARAGE LOBBY	IN-13	Elevator					GRA.23		
1L100	5	VISITOR GARAGE LOBBY	IC-01.01	(free standing directional) RFI 07678: Message					GRA.29		
1L100	6		IC-02.03	(Interior Concourse Building ID)					GRA.44		
1L100		VISITOR GARAGE LOBBY	IN-01.01.03	(small emergency exit plan)		IN-01.04	(elevator call button)		GRA.09	GRA.10	
1L101		HK	IN-03.01	1L101		IN-04.02	HAC		GRA.14	GRA.16	
1L102	2	MALE	IN-13	Restroom					GRA.23		
1L102		MALE	IN-09.01	MEN					GRA.20		
1L103		ELEC	IN-03.01	1L103					GRA.14		





RFI
02232:
ADDED
SIGN

CONCOURSE											
Number	Location	Name	Sign Type 1	Message 1		Sign Type 2	Message 2		Sheet Number 1	Sheet Number 2	Notes
1L104		FEMALE	IN-09.02	 WOMEN					GRA.20		
LEVEL 2											
2A101	2	NORTH CORRIDOR	IC-02.04	(department ID)					GRA.41		
2A101	3	NORTH CORRIDOR	IC-02.03	(interior concouse building ID)					GRA.44		
2A101	4	NORTH CORRIDOR	IN-14.05	(wall directional sign)					GRA.25		
2A105	5	NORTH CORRIDOR	IN-14.03	(wall directional sign)					GRA.24		
2A103	1	VESTIBULE	IC-01.02	(stair directional) RFI 07678: Message					GRA.30		
2A200	2		IN-19.01	(Department Name) Reception					GRA.28		
2A200	3B		IC-02.03	(LMK SF Vinyl) 2 TOTAL			(3-MARINES, 3B-COAST GUARD)		GRA.37		
2A200	4		IC-02.03	(LMK SF Vinyl)			(4-NAVY)		GRA.37		
2A200	5	CENTRAL CORRIDOR	IC-02.04	(department ID)					GRA.41		
2A200	6	CENTRAL CORRIDOR	IN-14.03	(wall directional sign)					GRA.24		
2A200	7	CENTRAL CORRIDOR	IC-02.03	(interior concouse building ID)					GRA.44		
2A200	8	CENTRAL CORRIDOR	IN-14.03	(wall directional sign)					GRA.24		
2A200	1	CENTRAL CORRIDOR	IN-14.03	(wall directional sign)					GRA.24		
2A201A	1	CENTRAL CORRIDOR	IN-14.03	(wall directional sign)					GRA.24		
2A201A	2	CENTRAL CORRIDOR	IC-02.03	(interior concouse building ID)					GRA.44		
2A202B	2	CENTRAL CORRIDOR	IC-01.02	(interior concouse building ID) RFI 07678: Message					GRA.30		
2A301	1	VESTIBULE	IC-01.02	(stair directional) RFI 07678: Message					GRA.30		
2B-C04	1	CORRIDOR	IN-14.05	(wall directional sign)					GRA.25		
2B-C04	2	CORRIDOR	IN-14.05	(wall directional sign)					GRA.25		
2B127		RESIDENT CONF	IN-03.01	2B127		IN-07.02	Conference Room		GRA.14	GRA.19	
2B128			IN-03.01	2B128					GRA.14		
2G100A	2		IN-13	 Restroom					GRA.23		
2J-STJ-3	3		IN-13	 Stair					GRA.23		
2K100	2	LOBBY	IN-17.05	(floor directory)					GRA.27		

CONCOURSE											
Number	Location	Name	Sign Type 1	Message 1		Sign Type 2	Message 2		Sheet Number 1	Sheet Number 2	Notes
2K100		LOBBY	IN-01.01.03			IN-01.04	(elevator call button)		GRA.09	GRA.10	
2K102		ELECTRIC ROOM	IN-03.01	2K102					GRA.14		
2L100	1	GARAGE LOBBY	IN-01.04	(elevator call button)					GRA.10		
2L100	2	GARAGE LOBBY	IN-01.01.03	(small emergency exit plan)					GRA.09		
2L100	3	GARAGE LOBBY	IN-17.05	(floor directory)					GRA.27		
2L100	4	GARAGE LOBBY	IC-02.03	(interior concourse building ID)					GRA.44		
2L101		HK	IN-03.01	2L101		IN-04.02	HAC		GRA.14	GRA.16	
2L102		MALE	IN-09.01	 MEN					GRA.20		
2L103		ELEC	IN-03.01	2L103					GRA.14		
2L104		FEMALE	IN-09.02	 WOMEN					GRA.20		
LEVEL 3											
3A100	1		IN-14.03	(wall directional sign)					GRA.24		
3A101	1		IN-14.03	(wall directional sign)					GRA.24		
3A101	2		IN-14.03	(wall directional sign)					GRA.24		
3A200	1	SEATING	IC-02.04	(department ID)					GRA.41		
3A200	2	SEATING	IC-02.04	(department ID)					GRA.41		
3A200	3	SEATING	IN-13	 Elevator					GRA.23		
3A200	4		IN-19.01	(Department Name) Reception					GRA.28		
3A200	5		IC-02.03	(LMK SF Vinyl)			(5-ARMY)		GRA.37		
3A200	6		IC-02.03	(LMK SF Vinyl)			(6-AIR FORCE)		GRA.37		
3A201	1	CENTRAL CORRIDOR	IN-13	 Elevator					GRA.23		
3A201	2	CENTRAL CORRIDOR	IC-01.01	(free standing directional) RFI 07678: Message					GRA.29		
3A201	3		IN-14.03	(wall directional sign)					GRA.24		
3A202B	1	CENTRAL CORRIDOR	IC-01.02	(stair directional) RFI 07678: Message					GRA.30		
3A202B	2	CENTRAL CORRIDOR	IC-01.01	(free standing directional) RFI 07678: Message					GRA.29		
3A202B	3	WAITING	IC-02.04	(department ID)					GRA.41		
3A202B	4	WAITING	IC-02.04	(department ID)					GRA.41		

CONCOURSE											
Number	Location	Name	Sign Type 1	Message 1		Sign Type 2	Message 2		Sheet Number 1	Sheet Number 2	Notes
3A203	1		IN-14.03	(wall directional sign)					GRA.24		
3A203	2		IN-14.03	(wall directional sign)					GRA.24		
3A300	1	SOUTH CORRIDOR	IC-01.01	(free standing directional)	RFI 07678: Message				GRA.29		
3A300	2		IN-13	 Stair					GRA.23		
3A301		GARAGE SUBSTATION -NORMAL POWER	IN-03.01	3A301					GRA.14		
3A302		GARAGE SUBSTATION - EMERGENCY POWER	IN-03.01	3A302					GRA.14		
3J105.2		STANDPIPE CLOSET	IN-03.01	3J105.2					GRA.14		
3K100		LOBBY	IN-01.01.03	(small emergency exit plan)		IN-01.04	(elevator call button)		GRA.09	GRA.10	
3K102		ELECTRIC ROOM	IN-03.01	3K102					GRA.14		
3L100	3	GARAGE LOBBY	IN-17.05	(floor directory)					GRA.27		
3L100		GARAGE LOBBY	IN-01.01.03	(small emergency exit plan)		IN-01.04	(elevator call button)		GRA.09	GRA.10	
3L101		HK	IN-03.01	3L101		IN-04.02	HAC		GRA.14	GRA.16	
3L102		MALE	IN-09.01	 MEN					GRA.20		
3L103		ELEC	IN-03.01	3L103					GRA.14		
3L104		FEMALE	IN-09.02	 WOMEN					GRA.20		
LEVEL 4											
4A100	1		IN-14.03	(wall directional sign)					GRA.24		
4A100	2		IN-14.03	(wall directional sign)					GRA.24		
4A103	1		IN-14.03	(wall directional sign)					GRA.24		
4A103	3		IN-14.03	(wall directional sign)					GRA.24		
4A103	3		IC-02.03	(interior concouse building ID)					GRA.44		
4A1001	2		IN-13	 Restroom					GRA.23		
4J-STJ-3	3		IN-13	 Stair					GRA.23		

CONCOURSE											
Number	Location	Name	Sign Type 1	Message 1		Sign Type 2	Message 2		Sheet Number 1	Sheet Number 2	Notes
4K100	2		IN-17.05	(floor directory)					GRA.27		
4K100	2		IN-17.05	(floor directory)					GRA.27		
4K100		LOBBY	IN-01.01.03	(small emergency exit plan)		IN-01.04	(elevator call button)		GRA.09	GRA.10	
4K102		ELEC	IN-03.01	4K102					GRA.14		
4L100	2	GARAGE LOBBY	IN-17.05	(floor directory)					GRA.27		
4L100		GARAGE LOBBY	IN-01.01.03	(small emergency exit plan)		IN-01.04	(elevator call button)		GRA.09	GRA.10	
4L101		HK	IN-03.01	4L101		IN-04.02	HAC		GRA.14	GRA.16	
4L102		MALE	IN-09.01	 MEN					GRA.20		
4L103		ELEC	IN-03.01	4L103					GRA.14		
4L104		FEMALE	IN-09.02	 WOMEN					GRA.20		
LEVEL 5											
Install per typ floors below											
5K100		LOBBY	IN-01.01.03	(small emergency exit plan)		IN-01.04	(elevator call button)		GRA.09	GRA.10	
5K102		ELEC	IN-03.01	5K102					GRA.14		
5L101		HK	IN-03.01	5L101		IN-04.02	HAC		GRA.14	GRA.16	
5L102		MALE	IN-09.01	 MEN					GRA.20		
5L103		ELEC	IN-03.01	5L103					GRA.14		
5L104		FEMALE	IN-09.02	 WOMEN					GRA.20		
LEVEL 6											
Install per typ floors below											
6K102		ELEC	IN-01.01.03	(small emergency exit plan)		IN-01.04	(elevator call button)		GRA.09	GRA.10	
6K151		VESTIBULE	IN-01.01.03	(small emergency exit plan)		IN-01.04	(elevator call button)		GRA.09	GRA.10	
6L100		GARAGE LOBBY	IN-01.01.03	(small emergency exit plan)		IN-01.04	(elevator call button)		GRA.09	GRA.10	
6L101		HK	IN-03.01	6L101		IN-04.02	HAC		GRA.14	GRA.16	

CONCOURSE											
Number	Location	Name	Sign Type 1	Message 1		Sign Type 2	Message 2		Sheet Number 1	Sheet Number 2	Notes
6L102		MALE	IN-09.01	 MEN					GRA.20		
6L103		ELEC	IN-03.01	6L103					GRA.14		
6L104		FEMALE	IN-09.02	 WOMEN					GRA.20		
LEVEL 7											
Install per typ floors below											
7K100		LOBBY	IN-01.01.03	(small emergency exit plan)		IN-01.04	(elevator call button)		GRA.09	GRA.10	
7K102		ELEC	IN-03.01	7K102					GRA.14		
7L100		GARAGE LOBBY	IN-01.01.03	(small emergency exit plan)		IN-01.04	(elevator call button)		GRA.09	GRA.10	
7L101		HK	IN-03.01	7L101		IN-04.02	HAC		GRA.14	GRA.16	
7L102		MALE	IN-09.01	 MEN					GRA.20		
7L103		ELEC	IN-03.01	7L103					GRA.14		
7L104		FEMALE	IN-09.02	 WOMEN					GRA.20		




BEDS											
Number	Location	Name	Sign Type 1	Message 1		Sign Type 2	Message 2		Sheet Number 1	Sheet Number 2	Notes
LEVEL 1	BEDS										
1-STB-1	2	STAIR	IN-13	 Stair					GRA.23		
1-STB-1	3	STAIR	IN-01.10	(stair identification)					GRA.11		
1-STB-1		STAIR	IN-09.07	 STAIR		IN-01.11	STAIR STB-1 ROOF ACCESS 1 EXIT THIS LEVEL 1 THROUGH 5		GRA.21	GRA.12	
1-STB-2	2	STAIR	IN-13	 Stair					GRA.23		
1-STB-2	3		IN-01.10	(stair identification)					GRA.11		
1-STB-2		STAIR	IN-09.07	 STAIR		IN-01.11	STAIR STB-2 ROOF ACCESS 1 EXIT THIS LEVEL 1 THROUGH 5		GRA.21	GRA.12	
1-STC-3	2	STAIR	IN-01.10	(stair identification)					GRA.11		
1-STC-3		STAIR	IN-09.07	 STAIR		IN-01.11	STAIR STC-3 ROOF ACCESS 1 EXIT THIS LEVEL 1 THROUGH 5		GRA.21	GRA.12	
1-STC-4		STAIR	IN-09.07	 STAIR		IN-01.11	STAIR STC-4 NO ROOF ACCESS 1 EXIT THIS LEVEL 1 THROUGH 3		GRA.21	GRA.12	
1B-C01	1		IN-14.03	(wall directional sign)					GRA.24		
1B-C01	2		IN-13	(chapel symbol) Chapel					GRA.23		
1B-C01	3	CORR	IN-14.03	(wall directional sign)					GRA.24		
1B-C01	5	T	IN-14.03	(wall directional sign)					GRA.24		
1B-C01	6		IN-14.05	(wall directional sign)					GRA.25		
1B-C01	7		IN-14.05	(wall directional sign)					GRA.25		





BEDS											
Number	Location	Name	Sign Type 1	Message 1		Sign Type 2	Message 2		Sheet Number 1	Sheet Number 2	Notes
1B-C02A	1		IN-03.01	(rm number tbd)		IN-04.02	Chapel		GRA.14	GRA.16	
1B-C02A	2		IN-19.01	Chapel					GRA.28		
1B-C06	1	CORR	IN-13	 Restroom					GRA.23		
1B-C07	1	CORR	IN-13	 Restroom					GRA.23		
1B100	2	PUB ELEV LOBBY	IC-02.01	(concourse elevator directory)					GRA.31		
1B100	3		IN-14.03	(wall directional sign)					GRA.24		
1B100	4	PUB ELEV LOBBY	IN-13	 Elevator					GRA.23		
1B100		PUB ELEV LOBBY	IN-01.01.03	(small emergency exit plan)		IN-01.04	(elevaor call button)		GRA.09	GRA.10	
1B102		CLINICAL SUPER (NSA)	IN-03.01	1B102					GRA.14		
1B103		CLINICAL SUPER (NSA)	IN-03.01	1B103					GRA.14		
1B105		CHAPLAIN	IN-03.01	1B105					GRA.14		
1B106	2	SEC/WAIT	IN-12.01	Check In					GRA.22		
1B106		SEC/WAIT	IN-03.01	1B106		IN-04.02	Chaplain Offices		GRA.14	GRA.16	
1B107		CHAPLAIN	IN-03.01	1B107					GRA.14		
1B108	2	T	IN-13	 Restroom					GRA.23		
1B108		T	IN-09.03	 RESTROOM					GRA.20		
1B109		CHAPLAIN	IN-03.01	1B109					GRA.14		
1B110		T	IN-09.03	 RESTROOM					GRA.20		
1B111		EUCARIST	IN-03.01	1B111		IN-04.02	Eucharist		GRA.14	GRA.16	
1B112		STOR	IN-03.01	1B112		IN-04.02	Storage		GRA.14	GRA.16	
1B114		HK	IN-03.01	1B114		IN-04.02	HAC		GRA.14	GRA.16	
1B116		QUIET	IN-03.01	1B116		IN-04.02	Quiet Room		GRA.14	GRA.16	

BEDS											
Number	Location	Name	Sign Type 1	Message 1		Sign Type 2	Message 2		Sheet Number 1	Sheet Number 2	Notes
1B120	2	SERV ELEV LOBB	IN-17.05	(floor directory)					GRA.27		
1B120		SERV ELEV LOBB	IN-01.01.03	(small emergency exit plan)		IN-01.04	(elevaor call button)		GRA.09	GRA.10	
1B121		VESTIBULE	IN-03.01	1B121					GRA.14		
1B123		SERVICE BAY	IN-03.01	1B123					GRA.14		
1B123A		EMER ELEC	IN-03.01	1B123A		IN-04.02	Emergency Electrical		GRA.14	GRA.16	
1B123B		NORM ELEC	IN-03.01	1B123B		IN-04.02	Electrical		GRA.14	GRA.16	
1B123C		SECURITY	IN-03.01	1B123C					GRA.14		
1B123D		TELECOM	IN-03.01	1B123D					GRA.14		
1B130	2	OP CTR (WA)	IN-03.01	1B130		IN-04.02	OP Desks		GRA.14	GRA.16	
1B130		OP CTR (WA)	IN-03.01	1B130					GRA.14		
1B132		OFF SPV (WA)	IN-03.01-C	1B132					GRA.15		
1B134		SECY (WA)	IN-03.01	1B134					GRA.14		
1B135		CONF/CLASS (OC)	IN-03.01	1B135		IN-07.02	Classroom		GRA.14	GRA.19	
1B137		CHF (WA)	IN-03.01	1B137					GRA.14		
1B138		A CHF (WA)	IN-03.01	1B138					GRA.14		
1B139		CS (OC)	IN-03.01	1B139					GRA.14		
1B140		ADM (OC)	IN-03.01	1B140					GRA.14		
1B141		ITAC (OC)	IN-03.01	1B141					GRA.14		
1B142		PV (HIM)	IN-03.01	1B142					GRA.14		
1B143		A CHF (HIM)	IN-03.01	1B143					GRA.14		
1B144		CHF (HIM)	IN-03.01	1B144					GRA.14		
1B150		CUB CST SRV (FS)	IN-03.01-C	1B150					GRA.15		




BEDS											
Number	Location	Name	Sign Type 1	Message 1		Sign Type 2	Message 2		Sheet Number 1	Sheet Number 2	Notes
1B151		OFF CHF (FS)	IN-03.01	1B151					GRA.14		
1B152		OFF A CHF (FS)	IN-03.01	1B152					GRA.14		
1B153		SEC/WAIT (FS)	IN-12.01	Check In					GRA.22		
1B154		MEDIA (FS)	IN-03.01	1B154		IN-07.02	Media Room		GRA.14	GRA.19	
1B155		SUPV (MCCF)	IN-03.01	1B155					GRA.14		
1B157		WORK (CD)	IN-03.01	1B157		IN-04.02	Work Room		GRA.14	GRA.16	
1B158		A CHF (CD)	IN-03.01	1B158					GRA.14		
1B159		CHF (CD)	IN-03.01	1B159					GRA.14		
1B160		SECY (CD)	IN-03.01	1B160					GRA.14		
1B161		LD CODE (CD)	IN-03.01	1B161					GRA.14		
1B162		LD CODE (CD)	IN-03.01	1B162					GRA.14		
1B170A		CUB (CD)	IN-03.01-C	1B170A					GRA.15		
1B170B		CUB (CD)	IN-03.01-C	1B170B					GRA.15		
1B170C		CUB (CD)	IN-03.01-C	1B170C					GRA.15		
1B170D		CUB (CD)	IN-03.01-C	1B170D					GRA.15		
1B171A		CUB (CD)	IN-03.01-C	1B171A					GRA.15		
1B171B		CUB (CD)	IN-03.01-C	1B171B					GRA.15		
1B171C		CUB (CD)	IN-03.01-C	1B171C					GRA.15		
1B171D		CUB (CD)	IN-03.01-C	1B171D					GRA.15		
1B172A		SECY (HE)	IN-03.01-C	1B172A					GRA.15		
1B172B		CUB (CD)	IN-03.01-C	1B172B					GRA.15		

BEDS											
Number	Location	Name	Sign Type 1	Message 1		Sign Type 2	Message 2		Sheet Number 1	Sheet Number 2	Notes
1B172C		CUB (CD)	IN-03.01-C	1B172C					GRA.15		
1B172D		CUB (CD)	IN-03.01-C	1B172D					GRA.15		
1B172E		CUB (CD)	IN-03.01-C	1B172E					GRA.15		
1B172F		CUB (CD)	IN-03.01-C	1B172F					GRA.15		
1B173A		CUB (CD)	IN-03.01-C	1B173A					GRA.15		
1B173B		CUB (CD)	IN-03.01-C	1B173B					GRA.15		
1B173C		CUB (CD)	IN-03.01-C	1B173C					GRA.15		
1B173D		CUB (CD)	IN-03.01-C	1B173D					GRA.15		
1B173E		CUB (CD)	IN-03.01-C	1B173E					GRA.15		
1B174A		CUB (MCCF)	IN-03.01-C	1B174A					GRA.15		
1B174B		CUB (MCCF)	IN-03.01-C	1B174B					GRA.15		
1B174C		CUB (MCCF)	IN-03.01-C	1B174C					GRA.15		
1B174D		CUB (MCCF)	IN-03.01-C	1B174D					GRA.15		
1B174E		CUB (MCCF)	IN-03.01-C	1B174E					GRA.15		
1B174F		CUB (MCCF)	IN-03.01-C	1B174F					GRA.15		
1B174G		UNASSIGNED	IN-03.01	1B174G					GRA.14		
1B175A		CUB (MCCF)	IN-03.01-C	1B175A					GRA.15		
1B175B		CUB (MCCF)	IN-03.01-C	1B175B					GRA.15		
1B175C		CUB (FS)	IN-03.01-C	1B175C					GRA.15		
1B175D		CUB (FS)	IN-03.01-C	1B175D					GRA.15		
1B175E		CUB (MCCF)	IN-03.01-C	1B175E					GRA.15		

BEDS											
Number	Location	Name	Sign Type 1	Message 1		Sign Type 2	Message 2		Sheet Number 1	Sheet Number 2	Notes
1B176		T	IN-09.03	 RESTROOM					GRA.20		
1B178	2	T	IN-13	 Restroom					GRA.23		
1B178		T	IN-09.03	 RESTROOM					GRA.20		
1B180		EC	IN-03.01	1B180					GRA.14		
1B190	2	STOR/FILE (FS)	IN-03.01	1B190					GRA.14		
1B190	2	STOR/FILE (FS)	IN-04.02	File Room					GRA.16		
1B190		STOR/FILE (FS)	IN-03.01	1B190		IN-04.02	File Room		GRA.14	GRA.16	
1B191A		CUB (FS)	IN-03.01-C	1B191A					GRA.15		
1B191B		CUB (FS)	IN-03.01-C	1B191B					GRA.15		
1B191C		CUB (FS)	IN-03.01-C	1B191C					GRA.15		
1B191D		CUB (FS)	IN-03.01-C	1B191D					GRA.15		
1B192A		CUB (FS)	IN-03.01-C	1B192A					GRA.15		
1B192B		CUB (FS)	IN-03.01-C	1B192B					GRA.15		
1B192C		CUB (FS)	IN-03.01-C	1B192C					GRA.15		
1B192D		CUB (HIM)	IN-03.01-C	1B192D					GRA.15		
1B192E		CUB (HIM)	IN-03.01-C	1B192E					GRA.15		
1B192F		CUB (HIM)	IN-03.01-C	1B192F					GRA.15		
1B192H		CUB (HIM)	IN-03.01-C	1B192H					GRA.15		
1B193A		CUB (FS)	IN-03.01-C	1B193A					GRA.15		
1B193B		CUB (HIM)	IN-03.01-C	1B193B					GRA.15		
1B193C		CUB (HIM)	IN-03.01-C	1B193C					GRA.15		


BEDS											
Number	Location	Name	Sign Type 1	Message 1		Sign Type 2	Message 2		Sheet Number 1	Sheet Number 2	Notes
1B193D		CUB (HIM)	IN-03.01-C	1B193D					GRA.15		
1B194	2	WORKROOM (HIM)	IN-03.01	1B194					GRA.14		
1B194	2	WORKROOM (HIM)	IN-04.02	Work Room					GRA.16		
1B194		WORKROOM (HIM)	IN-03.01	1B194		IN-04.02	Work Room		GRA.14	GRA.16	
1B195A		CUB (HIM)	IN-03.01-C	1B195A					GRA.15		
1B195B		CUB (HIM)	IN-03.01-C	1B195B					GRA.15		
1B195C		CUB (HIM)	IN-03.01-C	1B195C					GRA.15		
1B195D		CUB (HIM)	IN-03.01-C	1B195D					GRA.15		
1B200		WAIT/ROI (HIM)	IN-12.01	Check In					GRA.22		
1B201		SECY (HIM)	IN-03.01	1B201					GRA.14		
1B203		ISO (HIM)	IN-03.01	1B203					GRA.14		
1B204		ST	IN-09.03	 RESTROOM					GRA.20		
1B204	2	T	IN-13	 Restroom					GRA.23		
1B204	3	T	IN-13	 Restroom					GRA.23		
1B206		HK	IN-03.01	1B206		IN-04.02	HAC		GRA.14	GRA.16	
1B208		SECY (OC)	IN-03.01	1B208					GRA.14		
1C-C01A	2		IN-03.01	1C132					GRA.14	#N/A	
1C-C01A	2		IN-04.02	(dept name) Offices					GRA.16	#N/A	
1C-C01A			IN-03.01	1C132		IN-04.02	(dept name) Offices		GRA.14	GRA.16	
1C-C02	1		IN-14.05	(wall directional sign)					GRA.25		
1C-C07A	1	BREAK	IN-13	 Stair					GRA.23		









BEDS											
Number	Location	Name	Sign Type 1	Message 1		Sign Type 2	Message 2		Sheet Number 1	Sheet Number 2	Notes
1C101		RETAIL AREA	IN-19.01			IN-04.02	Gift Shop		GRA.28	GRA.16	
1C101A		RETAIL PREP	IN-03.01	1C101A		IN-04.02	Retail Prep		GRA.14	GRA.16	
1C101-K		MONITOR	IN-03.01	1C101-K		IN-04.02	(dept name) Offices		GRA.14	GRA.16	
1C114		SERVICE BAY	IN-03.01	1C114					GRA.14		
1C114A		NORM ELEC	IN-03.01	1C114A		IN-04.02	Electrical		GRA.14	GRA.16	
1C114B		EMER ELEC	IN-03.01	1C114B		IN-04.02	Emergency Electrical		GRA.14	GRA.16	
1C114C		TELECOM	IN-03.01	1C114C					GRA.14		
1C114D		SECURITY	IN-03.01	1C114D					GRA.14		
1C122		ADMIS (HE)	IN-03.01	1C122					GRA.14		
1C123		ADMIS (HE)	IN-03.01	1C123					GRA.14		
1C124		IP CLRK (HE)	IN-03.01	1C124					GRA.14		
1C125		BUS CTR (HE)	IN-03.01	1C125		IN-04.02	Business Center		GRA.14	GRA.16	
1C126		STOR (HE)	IN-03.01	1C126		IN-04.02	Storage		GRA.14	GRA.16	
1C130A		CUB PSA (HE)	IN-03.01-C	1C130A					GRA.15		
1C130B		CUB PSA (HE)	IN-03.01-C	1C130B					GRA.15		
1C130C		CUB PSA (HE)	IN-03.01-C	1C130C					GRA.15		
1C131		CUB ELIG (HE)	IN-03.01-C	1C131					GRA.15		
1C132B		SECY (MCCF)	IN-03.01-C	1C132B					GRA.15		
1C132C		CUB CS (HE)	IN-03.01-C	1C132C					GRA.15		
1C132D		CUB PSA (HE)	IN-03.01-C	1C132D					GRA.15		
1C133		STOR	IN-03.01	1C133		IN-04.02	Storage		GRA.14	GRA.16	

BEDS											
Number	Location	Name	Sign Type 1	Message 1		Sign Type 2	Message 2		Sheet Number 1	Sheet Number 2	Notes
1C134		IP SUP (HE)	IN-03.01	1C134					GRA.14		
1C135		A CHF (HE)	IN-03.01	1C135					GRA.14		
1C136		DETAILS (HE)	IN-03.01	1C136		IN-04.02	Details		GRA.14	GRA.16	
1C137		RECPT	IN-12.01	Check In					GRA.22		
1C139		HK	IN-03.01	1C139		IN-04.02	HAC		GRA.14	GRA.16	
1C141	2	T	IN-13	 Restroom					GRA.23		
1C141		ST	IN-09.03	 RESTROOM					GRA.20		
1C143		ST	IN-09.03	 RESTROOM					GRA.20		
1C145		LOUNGE	IN-03.01	1C145		IN-04.02	Lounge		GRA.14	GRA.16	
1C160A		ST	IN-09.03	 RESTROOM					GRA.20		
1C161		POLY	IN-03.01	1C161					GRA.14		
1C162		SLEEP	IN-03.01	1C162		IN-04.02	Sleep Room		GRA.14	GRA.16	
1C163	2	MONITOR	IN-03.01	1C163					GRA.14		
1C163	2	MONITOR	IN-04.02	Monitor					GRA.16		
1C163		MONITOR	IN-03.01	1C163		IN-04.02	Monitor		GRA.14	GRA.16	
1C164		SLEEP	IN-03.01	1C164		IN-04.02	Sleep Room		GRA.14	GRA.16	
1C165		SLEEP	IN-03.01	1C165		IN-04.02	Sleep Room		GRA.14	GRA.16	
1C166		SLEEP	IN-03.01	1C166		IN-04.02	Sleep Room		GRA.14	GRA.16	
1C167		CLEAN	IN-03.01	1C167		IN-04.02	Clean Utility		GRA.14	GRA.16	
1C168		EQUIP	IN-03.01	1C168		IN-04.02	Equipment		GRA.14	GRA.16	
1C169		BREAK	IN-03.01	1C169		IN-04.02	Break Room		GRA.14	GRA.16	





BEDS											
Number	Location	Name	Sign Type 1	Message 1		Sign Type 2	Message 2		Sheet Number 1	Sheet Number 2	Notes
1C174		SLEEP	IN-03.01	1C174		IN-04.02	Sleep Room		GRA.14	GRA.16	
1C175		SLEEP	IN-03.01	1C175		IN-04.02	Sleep Room		GRA.14	GRA.16	
1C176		SOILED	IN-03.01	1C176		IN-04.02	Soiled Utility		GRA.14	GRA.16	
1C177		SLEEP	IN-03.01	1C177		IN-04.02	Sleep Room		GRA.14	GRA.16	
1C179		SLEEP	IN-03.01	1C179		IN-04.02	Sleep Room		GRA.14	GRA.16	
1C181		ST	IN-09.03	 RESTROOM					GRA.20		
1C185		CONF	IN-03.01	1C185		IN-07.02	Conference Room		GRA.14	GRA.19	
1C185A		STOR	IN-03.01	1C185A		IN-04.02	Storage		GRA.14	GRA.16	
1C186	2	T	IN-13	 Restroom					GRA.23		
1C186		T	IN-09.03	 RESTROOM					GRA.20		
1C190A		RECPT	IN-03.01	1C190		IN-04.02	(dept name) Offices		GRA.14	GRA.16	
1C191		AUDITOR	IN-03.01	1C191					GRA.14		
1C192A		BDGT	IN-03.01-C	1C192A					GRA.15		
1C192B		BDGT	IN-03.01-C	1C192B					GRA.15		
1C192C		TECH	IN-03.01-C	1C192C					GRA.15		
1C192D		TECH	IN-03.01-C	1C192D					GRA.15		
1C192E		BDGT	IN-03.01-C	1C192E					GRA.15		
1C192F		BDGT	IN-03.01-C	1C192F					GRA.15		
1C193		AUDITOR	IN-03.01	1C193					GRA.14		
1C194A		TECH	IN-03.01-C	1C194A					GRA.15		
1C194B		SECRY	IN-03.01-C	1C194B					GRA.15		


BEDS											
Number	Location	Name	Sign Type 1	Message 1		Sign Type 2	Message 2		Sheet Number 1	Sheet Number 2	Notes
1C194D		TECH	IN-03.01-C	1C194D					GRA.15		
1C194E		TECH	IN-03.01-C	1C194E					GRA.15		
1C194F		TECH	IN-03.01-C	1C194F					GRA.15		
1C195		AUDITOR	IN-03.01	1C195					GRA.14		
1C196A		TECH	IN-03.01-C	1C196A					GRA.15		
1C196C		TECH	IN-03.01-C	1C196C					GRA.15		
1C196D		TECH	IN-03.01-C	1C196D					GRA.15		
1C196E		TECH	IN-03.01-C	1C196E					GRA.15		
1C196F		TECH	IN-03.01-C	1C196F					GRA.15		
1C196G		TECH	IN-03.01-C	1C196G					GRA.15		
1C197		AUDITOR	IN-03.01	1C197					GRA.14		
1C199		A CHF	IN-03.01	1C199					GRA.14		
1C200A		TECH	IN-03.01-C	1C200A					GRA.15		
1C201		A CHF	IN-03.01	1C201					GRA.14		
1C203		CHIEF	IN-03.01	1C203					GRA.14		
1C205	2	WORKROOM	IN-03.01	1C205					GRA.14		
1C205	2	WORKROOM	IN-04.02	Work Room					GRA.16		
1C205		WORKROOM	IN-03.01	1C205		IN-04.02	Work Room		GRA.14	GRA.16	
1C210		BREAK	IN-03.01	1C210		IN-04.02	Break Room		GRA.14	GRA.16	
1C211		ACCNT CHF	IN-03.01	1C211					GRA.14		
1C212		ACCNT CHF	IN-03.01	1C212					GRA.14		



BEDS											
Number	Location	Name	Sign Type 1	Message 1		Sign Type 2	Message 2		Sheet Number 1	Sheet Number 2	Notes
1C213		ACCNT CHF	IN-03.01	1C213					GRA.14		
1C214		ACCNT CHF	IN-03.01	1C214					GRA.14		
1C215		COMP AUDITOR	IN-03.01	1C215					GRA.14		
1C216		COMP OFFICER	IN-03.01	1C216					GRA.14		
1C217A		BDGT	IN-03.01-C	1C217A					GRA.15		
1C217B		TECH	IN-03.01-C	1C217B					GRA.15		
1C219	2	T	IN-13	 Restroom					GRA.23		
1C181		T	IN-09.03	  RESTROOM					GRA.20		
1C220		CHF (OC)	IN-03.01	1C220					GRA.14		
1C221		STOR	IN-03.01	1C221		IN-04.02	Storage		GRA.14	GRA.16	
1C222		A CHF (OC)	IN-03.01	1C222					GRA.14		
1C223		EC	IN-03.01	1C223					GRA.14		
1C224		BA (OC)	IN-03.01	1C224					GRA.14		
1C225	2	SECY/WAIT (OC)	IN-03.01	1C225					GRA.14		
1C225	2	SECY/WAIT (OC)	IN-04.02	Waiting					GRA.16		
1C225		SECY/WAIT (OC)	IN-03.01	1C225		IN-04.02	Waiting		GRA.14	GRA.16	
1C226		MA ASST (OC)	IN-03.01-C	1C226					GRA.15		
1C228		STOR/WRK (OC)	IN-03.01	1C228		IN-04.02	Storage		GRA.14	GRA.16	
LEVEL 2											
2-STB-1	2	STAIR	IN-13	 Stair					GRA.23		


BEDS											
Number	Location	Name	Sign Type 1	Message 1		Sign Type 2	Message 2		Sheet Number 1	Sheet Number 2	Notes
2-STB-1		STAIR	IN-09.07	 STAIR		IN-01.11	STAIR STB-1 ROOF ACCESS 2 ↓ EXIT DOWN TO FLOOR 1 1 THROUGH 5		GRA.21	GRA.12	
2-STB-2	2	STAIR	IN-13	 Stair					GRA.23		
2-STB-2		STAIR	IN-09.07	 STAIR		IN-01.11	STAIR STB-2 ROOF ACCESS 2 ↓ EXIT DOWN TO FLOOR 1 1 THROUGH 5		GRA.21	GRA.12	
2-STC-3	2	STAIR	IN-13	 Stair					GRA.23		
2-STC-3		STAIR	IN-09.07	 STAIR		IN-01.11	STAIR STC-3 ROOF ACCESS 2 ↓ EXIT DOWN TO FLOOR 1 1 THROUGH 5		GRA.21	GRA.12	
2-STC-4	2	STAIR	IN-13	 Stair					GRA.23		
2-STC-4		STAIR	IN-09.07	 STAIR		IN-01.11	STAIR STC-4 NO ROOF ACCESS 2 ↓ EXIT DOWN TO FLOOR 1 1 THROUGH 3		GRA.21	GRA.12	
2B-C01	1	CORR	IN-14.05	(wall directional sign)					GRA.25		
2B-C01	2	CORR	IN-13	 Elevator					GRA.23		
2B-C01	3	CORR	IN-14.03	(wall directional sign)					GRA.24		
2B-C01	4	CORR	IN-14.05	(wall directional sign)					GRA.25		
2B-C02	1	CONF/CLASS (OC)	IN-14.05	(wall directional sign)					GRA.25		
2B-C02	1		IN-14.05	(wall directional sign)					GRA.25		


BEDS											
Number	Location	Name	Sign Type 1	Message 1		Sign Type 2	Message 2		Sheet Number 1	Sheet Number 2	Notes
2B-C04	1	CORR	IN-14.05	(wall directional sign)					GRA.25		
2B100	2		IN-13	 Elevator					GRA.23		
2B100	3	ELEV	IN-13	 Elevator					GRA.23		
2B100	4	ELEV	IN-17.05	(floor directory)					GRA.27		
2B100		PUB ELEV LOBBY	IN-01.01.03	(small emergency exit plan)		IN-01.04	(elevaor call button)		GRA.09	GRA.10	
2B101		RETERM	IN-03.01	2B101		IN-04.02	Retherm		GRA.14	GRA.16	
2B102		STAFF LOUNGE	IN-03.01	2B102		IN-04.02	Staff Lounge		GRA.14	GRA.16	
2B103		STOR/EQUIP	IN-03.01	2B103		IN-04.02	Equipment Storage		GRA.14	GRA.16	
2B104		HOUSE STAFF	IN-03.01	2B104		IN-07.02	Conference Room		GRA.14	GRA.19	
2B105		CHUTE	IN-03.01	2B105		IN-04.02	Chute Room		GRA.14	GRA.16	
2B106		CONF/ REPORT	IN-03.01	2B106		IN-07.02	Conference Room		GRA.14	GRA.19	
2B107		SERV ELEV LOBBY	IN-01.01.03	(small emergency exit plan)		IN-01.04	(elevaor call button)		GRA.09	GRA.10	
2B112		HK	IN-03.01	2B112		IN-04.02	HAC		GRA.14	GRA.16	
2B114		CARE PROVIDER	IN-03.01	2B114					GRA.14		
2B115		X-RAY ALC	IN-03.01	2B115		IN-04.02	X-Ray Alcove		GRA.14	GRA.16	
2B116		HEAD NURSE	IN-03.01	2B116					GRA.14		
2B118		COMM CENTER	IN-03.01	2B118		IN-04.02	Command Center		GRA.14	GRA.16	
2B120		CLEAN	IN-03.01	2B120		IN-04.02	Clean Utility		GRA.14	GRA.16	
2B122		NOUR	IN-03.01	2B122		IN-04.02	Nourishment		GRA.14	GRA.16	
2B123		SERVICE BAY	IN-03.01	2B123					GRA.14		
2B123A		EMER ELEC	IN-03.01	2B123A		IN-04.02	Emergency Electrical		GRA.14	GRA.16	
2B123B		NORM ELEC	IN-03.01	2B123B					GRA.14		









BEDS											
Number	Location	Name	Sign Type 1	Message 1		Sign Type 2	Message 2		Sheet Number 1	Sheet Number 2	Notes
2B123C		SECURITY	IN-03.01	2B123C					GRA.14		
2B123D		TELECOM	IN-03.01	2B123D					GRA.14		
2B125	2	ST	IN-13	 Restroom					GRA.23		
2B125		ST	IN-09.03	   RESTROOM					GRA.20		
2B126		STAFF LOCKER	IN-03.01	2B126		IN-04.02	Staff Locker		GRA.14	GRA.16	
2B129		ON CALL	IN-03.01	2B129		IN-04.02	On Call		GRA.14	GRA.16	
2B130N		RESIDENT CONF	IN-03.01	2B130N		IN-07.02	Conference Room		GRA.14	GRA.19	
2B130P		TELEMETRY MONITORING	IN-03.01	2B130P		IN-07.02	Conference Room		GRA.14	GRA.19	
2B131		ON CALL	IN-03.01	2B131		IN-04.02	On Call		GRA.14	GRA.16	
2B140		PATIENT (BAR)	IN-03.01	2B140		IN-05.02	(patient room identification)		GRA.14	GRA.18	
2B141		PATIENT NEG	IN-03.01	2B141		IN-05.02	(patient room identification)		GRA.14	GRA.18	
2B142		PATIENT	IN-03.01	2B142		IN-05.02	(patient room identification)		GRA.14	GRA.18	
2B143		PATIENT NEG	IN-03.01	2B143		IN-05.02	(patient room identification)		GRA.14	GRA.18	
2B144		PATIENT	IN-03.01	2B144		IN-05.02	(patient room identification)		GRA.14	GRA.18	
2B145		PATIENT	IN-03.01	2B145		IN-05.02	(patient room identification)		GRA.14	GRA.18	
2B146		PATIENT	IN-03.01	2B146		IN-05.02	(patient room identification)		GRA.14	GRA.18	
2B147		PATIENT	IN-03.01	2B147		IN-05.02	(patient room identification)		GRA.14	GRA.18	
2B148		PATIENT	IN-03.01	2B148		IN-05.02	(patient room identification)		GRA.14	GRA.18	
2B149		PATIENT	IN-03.01	2B149		IN-05.02	(patient room identification)		GRA.14	GRA.18	
2B150		PATIENT	IN-03.01	2B150		IN-05.02	(patient room identification)		GRA.14	GRA.18	
2B151		PATIENT	IN-03.01	2B151		IN-05.02	(patient room identification)		GRA.14	GRA.18	

BEDS											
Number	Location	Name	Sign Type 1	Message 1		Sign Type 2	Message 2		Sheet Number 1	Sheet Number 2	Notes
2B152		PATIENT	IN-03.01	2B152		IN-05.02	(patient room identification)		GRA.14	GRA.18	
2B153		EC	IN-03.01	2B153					GRA.14		
2B154		PATIENT	IN-03.01	2B154		IN-05.02	(patient room identification)		GRA.14	GRA.18	
2B155B		MED	IN-03.01	2B155B		IN-04.02	Meds		GRA.14	GRA.16	
2B155D		CLEAN	IN-03.01	2B155D		IN-04.02	Clean Utility		GRA.14	GRA.16	
2B155E		SOILED	IN-03.01	2B155E		IN-04.02	Soiled Utility		GRA.14	GRA.16	
2B156		PATIENT	IN-03.01	2B156		IN-05.02	(patient room identification)		GRA.14	GRA.18	
2B157		PATIENT	IN-03.01	2B157		IN-05.02	(patient room identification)		GRA.14	GRA.18	
2B158		PATIENT	IN-03.01	2B158		IN-05.02	(patient room identification)		GRA.14	GRA.18	
2B159		PATIENT	IN-03.01	2B159		IN-05.02	(patient room identification)		GRA.14	GRA.18	
2B160		PATIENT	IN-03.01	2B160		IN-05.02	(patient room identification)		GRA.14	GRA.18	
2B161		PATIENT	IN-03.01	2B161		IN-05.02	(patient room identification)		GRA.14	GRA.18	
2B162		PATIENT	IN-03.01	2B162		IN-05.02	(patient room identification)		GRA.14	GRA.18	
2B163		PATIENT	IN-03.01	2B163		IN-05.02	(patient room identification)		GRA.14	GRA.18	
2B164		PATIENT	IN-03.01	2B164		IN-05.02	(patient room identification)		GRA.14	GRA.18	
2B165		PATIENT POS	IN-03.01	2B165					GRA.14		
2B165B		ANTE POS	IN-03.01	2B165B		5.02	(patient room identification)		GRA.14	#N/A	
2B167	2	CUB (CD)	IN-13	 Restroom					GRA.23		
2B167		TYP T	IN-09.03	 RESTROOM					GRA.20		
2C-C03	1	PC1	IN-14.05	(wall directional sign)					GRA.25		
2C-C04	2	AISLE	IN-14.05	(wall directional sign)					GRA.25		

BEDS											
Number	Location	Name	Sign Type 1	Message 1		Sign Type 2	Message 2		Sheet Number 1	Sheet Number 2	Notes
2C-C05	1	CORR	IN-14.05	(wall directional sign)					GRA.25		
2C101A		FEMALE	IN-09.02	 WOMEN					GRA.20		
2C101B	2	RETAIL AREA	IN-13	 Restroom					GRA.23		
2C101B		MALE	IN-09.01	 MEN					GRA.20		
2C103		STOR/EQUIP	IN-03.01	2C103		IN-04.02	Equipment Storage		GRA.14	GRA.16	
2C104		COMM CENTER	IN-03.01	2C104		IN-04.02	Command Center		GRA.14	GRA.16	
2C106		CLEAN	IN-03.01	2C106		IN-04.02	Clean Utility		GRA.14	GRA.16	
2C108		NOUR	IN-03.01	2C108		IN-04.02	Nourishment		GRA.14	GRA.16	
2C109		PC1	IN-03.01	2C109					GRA.14		
2C111		CARE PROVIDER	IN-03.01	2C111					GRA.14		
2C112		PHY/CON/NRS	IN-03.01	2C112					GRA.14		
2C113		HEAD NURSE	IN-03.01	2C113					GRA.14		
2C114		SERVICE BAY	IN-03.01	2C114					GRA.14		
2C114A		NORM ELEC	IN-03.01	2C114A					GRA.14		
2C114B		EMER ELEC	IN-03.01	2C114B		IN-04.02	Emergency Electrical		GRA.14	GRA.16	
2C114C		TELECOM	IN-03.01	2C114C					GRA.14		
2C114D		SECURITY	IN-03.01	2C114D					GRA.14		
2C115		PC1	IN-03.01	2C115					GRA.14		
2C116		DIET	IN-03.01	2C116					GRA.14		
2C118		PHARMACIST	IN-03.01	2C118					GRA.14		
2C119	2	T	IN-13	 Restroom					GRA.23		





BEDS											
Number	Location	Name	Sign Type 1	Message 1		Sign Type 2	Message 2		Sheet Number 1	Sheet Number 2	Notes
2C119		ST	IN-09.03	 RESTROOM					GRA.20		
2C120		OFF PHY/CON/NRS	IN-03.01	2C120					GRA.14		
2C121		SOC WRK	IN-03.01	2C121					GRA.14		
2C122		HK	IN-03.01	2C122		IN-04.02	HAC		GRA.14	GRA.16	
2C123		SOC WRK	IN-03.01	2C123					GRA.14		
2C124		CONSULT	IN-03.01	2C124		IN-04.02	Consultation		GRA.14	GRA.16	
2C126		CONSULT	IN-03.01	2C126		IN-04.02	Consultation		GRA.14	GRA.16	
2C140		PATIENT NEG	IN-03.01	2C140		IN-05.02	(patient room identification)		GRA.14	GRA.18	
2C141		PATIENT	IN-03.01	2C141		IN-05.02	(patient room identification)		GRA.14	GRA.18	
2C142		PATIENT NEG	IN-03.01	2C142		IN-05.02	(patient room identification)		GRA.14	GRA.18	
2C143		PATIENT	IN-03.01	2C143		IN-05.02	(patient room identification)		GRA.14	GRA.18	
2C144		PATIENT	IN-03.01	2C144		IN-05.02	(patient room identification)		GRA.14	GRA.18	
2C145		PATIENT	IN-03.01	2C145		IN-05.02	(patient room identification)		GRA.14	GRA.18	
2C146		PATIENT	IN-03.01	2C146		IN-05.02	(patient room identification)		GRA.14	GRA.18	
2C147		PATIENT	IN-03.01	2C147		IN-05.02	(patient room identification)		GRA.14	GRA.18	
2C148		PATIENT	IN-03.01	2C148		IN-05.02	(patient room identification)		GRA.14	GRA.18	
2C149		PATIENT	IN-03.01	2C149		IN-05.02	(patient room identification)		GRA.14	GRA.18	
2C150		PATIENT	IN-03.01	2C150		IN-05.02	(patient room identification)		GRA.14	GRA.18	
2C151		PATIENT	IN-03.01	2C151		IN-05.02	(patient room identification)		GRA.14	GRA.18	
2C152B		SOILED	IN-03.01	2C152B		IN-04.02	Soiled Utility		GRA.14	GRA.16	
2C152C		CLEAN	IN-03.01	2C152C		IN-04.02	Clean Utility		GRA.14	GRA.16	

BEDS											
Number	Location	Name	Sign Type 1	Message 1		Sign Type 2	Message 2		Sheet Number 1	Sheet Number 2	Notes
2C152E		MED	IN-03.01	2C152E		IN-04.02	Meds		GRA.14	GRA.16	
2C153		PATIENT	IN-03.01	2C153		IN-05.02	(patient room identification)		GRA.14	GRA.18	
2C154		EC	IN-03.01	2C154					GRA.14		
2C155		PATIENT	IN-03.01	2C155		IN-05.02	(patient room identification)		GRA.14	GRA.18	
2C156		PATIENT	IN-03.01	2C156		IN-05.02	(patient room identification)		GRA.14	GRA.18	
2C157		PATIENT	IN-03.01	2C157		IN-05.02	(patient room identification)		GRA.14	GRA.18	
2C158		PATIENT	IN-03.01	2C158		IN-05.02	(patient room identification)		GRA.14	GRA.18	
2C159		PATIENT	IN-03.01	2C159		IN-05.02	(patient room identification)		GRA.14	GRA.18	
2C160		PATIENT	IN-03.01	2C160		IN-05.02	(patient room identification)		GRA.14	GRA.18	
2C161		PATIENT	IN-03.01	2C161		IN-05.02	(patient room identification)		GRA.14	GRA.18	
2C162		PATIENT	IN-03.01	2C162		IN-05.02	(patient room identification)		GRA.14	GRA.18	
2C163		PATIENT	IN-03.01	2C163		IN-05.02	(patient room identification)		GRA.14	GRA.18	
2C164		PATIENT	IN-03.01	2C164		IN-05.02	(patient room identification)		GRA.14	GRA.18	
2C165		PATIENT POS	IN-03.01	2C165					GRA.14		
2C165B		ANTE POS	IN-03.01	2C165B		IN-05.02	(patient room identification)		GRA.14	GRA.18	
2C167	2	T	IN-13	 Restroom					GRA.23		
2C167		T	IN-09.03	 RESTROOM					GRA.20		
LEVEL 3											
3-STB-1	2		IN-13	 Stair					GRA.23		

BEDS											
Number	Location	Name	Sign Type 1	Message 1		Sign Type 2	Message 2		Sheet Number 1	Sheet Number 2	Notes
3-STB-1		STAIR	IN-09.07	 STAIR		IN-01.11	STAIR STB-1 ROOF ACCESS 3 ↓ EXIT DOWN TO FLOOR 1 1 THROUGH 5		GRA.21	GRA.12	
3-STB-2	2	STAIR	IN-13	 Stair					GRA.23		
3-STB-2		STAIR	IN-09.07	 STAIR		IN-01.11	STAIR STB-2 ROOF ACCESS 3 ↓ EXIT DOWN TO FLOOR 1 1 THROUGH 5		GRA.21	GRA.12	
3-STC-3	2	STAIR	IN-13	 Stair					GRA.23		
3-STC-3		STAIR	IN-09.07	 STAIR		IN-01.11	STAIR STC-3 ROOF ACCESS 3 ↓ EXIT DOWN TO FLOOR 1 1 THROUGH 5		GRA.21	GRA.12	
3-STC-4	2	CORR	IN-13	 Stair					GRA.23		
3-STC-4		STAIR	IN-09.07	 STAIR		IN-01.11	STAIR STC-4 NO ROOF ACCESS 3 ↓ EXIT DOWN TO FLOOR 1 1 THROUGH 3		GRA.21	GRA.12	
3B-C01	1	CORR	IN-14.05	(wall directional sign)					GRA.25		
3B-C01	2	CORR	IN-14.03	(wall directional sign)					GRA.24		
3B-C01	3	CORR	IN-14.05	(wall directional sign)					GRA.25		
3B-C02	1	CORR	IN-14.05	(wall directional sign)					GRA.25		
3B-C04	1	CORR	IN-14.05	(wall directional sign)					GRA.25		
3B100	2		IN-13	 Elevator					GRA.23		




BEDS											
Number	Location	Name	Sign Type 1	Message 1		Sign Type 2	Message 2		Sheet Number 1	Sheet Number 2	Notes
3B100	3	PUB ELEV LOBBY	IN-13	 Elevator					GRA.23		
3B100	4	PUB ELEV LOBBY	IN-17.05	(floor directory)					GRA.27		
3B100		PUB ELEV LOBBY	IN-01.01.03	(small emergency exit plan)		IN-01.04	(elevaor call button)		GRA.09	GRA.10	
3B101		RETERM	IN-03.01	3B101		IN-04.02	Retherm		GRA.14	GRA.16	
3B102		STAFF LOUNGE	IN-03.01	3B102		IN-04.02	Staff Lounge		GRA.14	GRA.16	
3B103		STOR/EQUIP	IN-03.01	3B103		IN-04.02	Equipment Storage		GRA.14	GRA.16	
3B104		HOUSE STAFF	IN-03.01	3B104		IN-07.02	Conference Room		GRA.14	GRA.19	
3B105		CHUTE	IN-03.01	3B105		IN-04.02	Chute Room		GRA.14	GRA.16	
3B106		CONF/REPORT	IN-03.01	3B106		IN-07.02	Conference Room		GRA.14	GRA.19	
3B107	2	SERV ELEV LOBBY	IN-17.05	(floor directory)					GRA.27		
3B107		SERV ELEV LOBBY	IN-01.01.03	(small emergency exit plan)		IN-01.04	(elevaor call button)		GRA.09	GRA.10	
3B112		HK	IN-03.01	3B112		IN-04.02	HAC		GRA.14	GRA.16	
3B114		CARE PROVIDER	IN-03.01	3B114					GRA.14		
3B115		X-RAY ALC	IN-03.01	3B115		IN-04.02	X-Ray Alcove		GRA.14	GRA.16	
3B116		HEAD NURSE	IN-03.01	3B116					GRA.14		
3B118		COMM CENTER	IN-03.01	3B118		IN-04.02	Command Center		GRA.14	GRA.16	
3B120		CLEAN	IN-03.01	3B120		IN-04.02	Clean Utility		GRA.14	GRA.16	
3B122		NOUR	IN-03.01	3B122		IN-04.02	Nourishment		GRA.14	GRA.16	
3B123		SERVICE BAY	IN-03.01	3B123					GRA.14		
3B123A		EMER ELEC	IN-03.01	3B123A		IN-04.02	Emergency Electrical		GRA.14	GRA.16	
3B123B		NORM ELEC	IN-03.01	3B123B					GRA.14		
3B123C		SECURITY	IN-03.01	3B123C					GRA.14		






BEDS											
Number	Location	Name	Sign Type 1	Message 1		Sign Type 2	Message 2		Sheet Number 1	Sheet Number 2	Notes
3B123D		TELECOM	IN-03.01	3B123D					GRA.14		
3B124	2	ST	IN-13	 Restroom					GRA.23		
3B124		ST	IN-09.03	 RESTROOM					GRA.20		
3B125		RESIDENT CONF	IN-03.01	3B125		IN-07.02	Conference Room		GRA.14	GRA.19	
3B126		STAFF LOCKER	IN-03.01	3B126		IN-04.02	Staff Locker		GRA.14	GRA.16	
3B127		ON CALL	IN-03.01	3B127					GRA.14		
3B128		ON CALL	IN-03.01	3B128					GRA.14		
3B129		HC ON CALL	IN-03.01	3B129		IN-04.02	On Call		GRA.14	GRA.16	
3B130		PHYS/CON/NRS	IN-03.01	3B130					GRA.14		
3B131		OFF PCI	IN-03.01	3B131					GRA.14		
3B140		PATIENT	IN-03.01	3B140		IN-05.02	(patient room identification)		GRA.14	GRA.18	
3B141		PATIENT NEG	IN-03.01	3B141		IN-05.02	(patient room identification)		GRA.14	GRA.18	
3B142		PATIENT	IN-03.01	3B142		IN-05.02	(patient room identification)		GRA.14	GRA.18	
3B143		PATIENT NEG	IN-03.01	3B143		IN-05.02	(patient room identification)		GRA.14	GRA.18	
3B144		PATIENT	IN-03.01	3B144		IN-05.02	(patient room identification)		GRA.14	GRA.18	
3B145		PATIENT	IN-03.01	3B145		IN-05.02	(patient room identification)		GRA.14	GRA.18	
3B146		PATIENT	IN-03.01	3B146		IN-05.02	(patient room identification)		GRA.14	GRA.18	
3B147		PATIENT	IN-03.01	3B147		IN-05.02	(patient room identification)		GRA.14	GRA.18	
3B148		PATIENT	IN-03.01	3B148		IN-05.02	(patient room identification)		GRA.14	GRA.18	
3B149		PATIENT	IN-03.01	3B149		IN-05.02	(patient room identification)		GRA.14	GRA.18	
3B150		PATIENT	IN-03.01	3B150		IN-05.02	(patient room identification)		GRA.14	GRA.18	

BEDS											
Number	Location	Name	Sign Type 1	Message 1		Sign Type 2	Message 2		Sheet Number 1	Sheet Number 2	Notes
3B151		PATIENT	IN-03.01	3B151		IN-05.02	(patient room identification)		GRA.14	GRA.18	
3B152		PATIENT	IN-03.01	3B152		IN-05.02	(patient room identification)		GRA.14	GRA.18	
3B153		EC	IN-03.01	3B153					GRA.14		
3B154		PATIENT	IN-03.01	3B154		IN-05.02	(patient room identification)		GRA.14	GRA.18	
3B155B		MED	IN-03.01	3B155B		IN-04.02	Meds		GRA.14	GRA.16	
3B155D		CLEAN	IN-03.01	3B155D		IN-04.02	Clean Utility		GRA.14	GRA.16	
3B155E		SOILED	IN-03.01	3B155E		IN-04.02	Soiled Utility		GRA.14	GRA.16	
3B156		PATIENT	IN-03.01	3B156		IN-05.02	(patient room identification)		GRA.14	GRA.18	
3B157		PATIENT	IN-03.01	3B157		IN-05.02	(patient room identification)		GRA.14	GRA.18	
3B158		PATIENT	IN-03.01	3B158		IN-05.02	(patient room identification)		GRA.14	GRA.18	
3B159		PATIENT	IN-03.01	3B159		IN-05.02	(patient room identification)		GRA.14	GRA.18	
3B160		PATIENT	IN-03.01	3B160		IN-05.02	(patient room identification)		GRA.14	GRA.18	
3B161		PATIENT	IN-03.01	3B161		IN-05.02	(patient room identification)		GRA.14	GRA.18	
3B162		PATIENT	IN-03.01	3B162		IN-05.02	(patient room identification)		GRA.14	GRA.18	
3B163		PATIENT	IN-03.01	3B163		IN-05.02	(patient room identification)		GRA.14	GRA.18	
3B164		PATIENT	IN-03.01	3B164		IN-05.02	(patient room identification)		GRA.14	GRA.18	
3B165		PATIENT POS	IN-03.01	3B165					GRA.14		
3B165B		ANTE POS	IN-03.01	3B165B		IN-05.02	(patient room identification)		GRA.14	GRA.18	
3B167	2	TYP T	IN-13	 Restroom					GRA.23		
3B167		T	IN-09.03	  RESTROOM					GRA.20		
3B227	2	CORR	IN-13	 Restroom					GRA.23		


BEDS											
Number	Location	Name	Sign Type 1	Message 1		Sign Type 2	Message 2		Sheet Number 1	Sheet Number 2	Notes
3B227		ST	IN-09.03	 RESTROOM					GRA.20		
3B300A		STP CLST	IN-03.01	3B300A					GRA.14		
3C-C06	1	CORR	IN-14.05	(wall directional sign)					GRA.25		
3C101A		FEMALE	IN-09.02	 WOMEN					GRA.20		
3C101B	2		IN-13	 Restroom					GRA.23		
3C101B		MALE	IN-09.01	 MEN					GRA.20		
3C102		STOR/EQUIP	IN-03.01	3C102		IN-04.02	Equipment Storage		GRA.14	GRA.16	
3C103		COMM CENTER	IN-03.01	3C103		IN-04.02	Command Center		GRA.14	GRA.16	
3C104		X-RAY ALC	IN-03.01	3C104		IN-04.02	X-Ray Alcove		GRA.14	GRA.16	
3C106		CLEAN	IN-03.01	3C106		IN-04.02	Clean Utility		GRA.14	GRA.16	
3C108		NOUR	IN-03.01	3C108		IN-04.02	Nourishment		GRA.14	GRA.16	
3C110		PHYS/CON/ NRS	IN-03.01	3C110					GRA.14		
3C112		HEAD NURSE	IN-03.01	3C112					GRA.14		
3C114		SERVICE BAY	IN-03.01	3C114					GRA.14		
3C114A		NORM ELEC	IN-03.01	3C114A					GRA.14		
3C114B		EMER ELEC	IN-03.01	3C114B		IN-04.02	Emergency Electrical		GRA.14	GRA.16	
3C114C		TELECOM	IN-03.01	3C114C					GRA.14		
3C114D		SECURITY	IN-03.01	3C114D					GRA.14		
3C116		DIET	IN-03.01	3C116					GRA.14		
3C117		UNASSIGNED	IN-03.01	3C117					GRA.14		
3C118		PHARMACIST	IN-03.01	3C118					GRA.14		






BEDS											
Number	Location	Name	Sign Type 1	Message 1		Sign Type 2	Message 2		Sheet Number 1	Sheet Number 2	Notes
3C120		BLOOD GAS LAB	IN-03.01	3C120		IN-04.02	Blodd Gas Lab		GRA.14	GRA.16	
3C121		SOC WRK	IN-03.01	3C121					GRA.14		
3C122		PHYS/CON/ NRS	IN-03.01	3C122					GRA.14		
3C123		SOC WRK	IN-03.01	3C123					GRA.14		
3C124		CONSULT	IN-03.01	3C124		IN-04.02	Consultation		GRA.14	GRA.16	
3C125		HK	IN-03.01	3C125		IN-04.02	HAC		GRA.14	GRA.16	
3C126		CONSULT	IN-03.01	3C126		IN-04.02	Consultation		GRA.14	GRA.16	
3C140		PATIENT NEG	IN-03.01	3C140		IN-05.02	(patient room identification)		GRA.14	GRA.18	
3C141		PATIENT	IN-03.01	3C141		IN-05.02	(patient room identification)		GRA.14	GRA.18	
3C142		PATIENT NEG	IN-03.01	3C142		IN-05.02	(patient room identification)		GRA.14	GRA.18	
3C143		PATIENT	IN-03.01	3C143		IN-05.02	(patient room identification)		GRA.14	GRA.18	
3C144		PATIENT	IN-03.01	3C144		IN-05.02	(patient room identification)		GRA.14	GRA.18	
3C145		PATIENT	IN-03.01	3C145		IN-05.02	(patient room identification)		GRA.14	GRA.18	
3C146		PATIENT	IN-03.01	3C146		IN-05.02	(patient room identification)		GRA.14	GRA.18	
3C147		PATIENT	IN-03.01	3C147		IN-05.02	(patient room identification)		GRA.14	GRA.18	
3C148		PATIENT	IN-03.01	3C148		IN-05.02	(patient room identification)		GRA.14	GRA.18	
3C149		PATIENT	IN-03.01	3C149		IN-05.02	(patient room identification)		GRA.14	GRA.18	
3C150		PATIENT	IN-03.01	3C150		IN-05.02	(patient room identification)		GRA.14	GRA.18	
3C151		PATIENT	IN-03.01	3C151		IN-05.02	(patient room identification)		GRA.14	GRA.18	
3C152B		SOILED	IN-03.01	3C152B		IN-04.02	Soiled Utility		GRA.14	GRA.16	
3C152C		CLEAN	IN-03.01	3C152C		IN-04.02	Clean Utility		GRA.14	GRA.16	


BEDS											
Number	Location	Name	Sign Type 1	Message 1		Sign Type 2	Message 2		Sheet Number 1	Sheet Number 2	Notes
3C152D		TEL CLST	IN-03.01	3C152D					GRA.14		
3C152E		MED	IN-03.01	3C152E		IN-04.02	Meds		GRA.14	GRA.16	
3C153		PATIENT	IN-03.01	3C153		IN-05.02	(patient room identification)		GRA.14	GRA.18	
3C154		EC	IN-03.01	3C154					GRA.14		
3C155		PATIENT	IN-03.01	3C155		IN-05.02	(patient room identification)		GRA.14	GRA.18	
3C156		PATIENT	IN-03.01	3C156		IN-05.02	(patient room identification)		GRA.14	GRA.18	
3C157		PATIENT	IN-03.01	3C157		IN-05.02	(patient room identification)		GRA.14	GRA.18	
3C158		PATIENT	IN-03.01	3C158		IN-05.02	(patient room identification)		GRA.14	GRA.18	
3C159		PATIENT	IN-03.01	3C159		IN-05.02	(patient room identification)		GRA.14	GRA.18	
3C160		PATIENT	IN-03.01	3C160		IN-05.02	(patient room identification)		GRA.14	GRA.18	
3C161		PATIENT	IN-03.01	3C161		IN-05.02	(patient room identification)		GRA.14	GRA.18	
3C162		PATIENT	IN-03.01	3C162		IN-05.02	(patient room identification)		GRA.14	GRA.18	
3C163		PATIENT	IN-03.01	3C163		IN-05.02	(patient room identification)		GRA.14	GRA.18	
3C164		PATIENT	IN-03.01	3C164		IN-05.02	(patient room identification)		GRA.14	GRA.18	
3C165		PATIENT POS	IN-03.01	3C165					GRA.14		
3C165B		ANTE POS	IN-03.01	3C165B		IN-05.02	(patient room identification)		GRA.14	GRA.18	
3C167	2	T	IN-13	 Restroom					GRA.23		
3C167		T	IN-09.03	 RESTROOM					GRA.20		
3C230		CARE PROVIDER	IN-03.01	3C230					GRA.14		
LEVEL 4											
4-STB-1	2		IN-13	 Stair					GRA.23		




BEDS											
Number	Location	Name	Sign Type 1	Message 1		Sign Type 2	Message 2		Sheet Number 1	Sheet Number 2	Notes
4-STB-1		STAIR	IN-09.07	 STAIR		IN-01.11	STAIR STB-1 ROOF ACCESS 4 ↓ EXIT DOWN TO FLOOR 1 1 THROUGH 5		GRA.21	GRA.12	
4-STB-2	2	STAIR	IN-13	 Stair					GRA.23		
4-STB-2		STAIR	IN-09.07	 STAIR		IN-01.11	STAIR STB-2 ROOF ACCESS 4 ↓ EXIT DOWN TO FLOOR 1 1 THROUGH 5		GRA.21	GRA.12	
4-STC-4		STAIR	IN-09.07	 STAIR		IN-01.11	STAIR STC-4 ROOF ACCESS 4 ↓ EXIT DOWN TO FLOOR 1 1 THROUGH 5		GRA.21	GRA.12	
4B-C01	1	CORR	IN-14.05	(wall directional sign)					GRA.25		
4B-C01	2	CORR	IN-13	 Elevator					GRA.23		
4B-C01	3	CORR	IN-14.03	(wall directional sign)					GRA.24		
4B-C02	1	CORR	IN-14.05	(wall directional sign)					GRA.25		
4B100	3	PUB ELEV LOBBY	IN-17.05	(floor directory)					GRA.27		
4B100		PUB ELEV LOBBY	IN-01.01.03	(small emergency exit plan)		IN-01.04	(elevaor call button)		GRA.09	GRA.10	
4B102		PCI	IN-03.01	4B102					GRA.14		
4B103		STOR/EQUIP	IN-03.01	4B103		IN-04.02	Equipment Storage		GRA.14	GRA.16	
4B104		CHUTE	IN-03.01	4B104		IN-04.02	Chute Room		GRA.14	GRA.16	
4B105		CONSULT	IN-03.01	4B105		IN-04.02	Consultation		GRA.14	GRA.16	
4B106		CONF/ REPORT	IN-03.01	4B106		IN-07.02	Conference Room		GRA.14	GRA.19	
4B107		HOUSE STAFF	IN-03.01	4B107		IN-07.02	Conference Room		GRA.14	GRA.19	

BEDS											
Number	Location	Name	Sign Type 1	Message 1		Sign Type 2	Message 2		Sheet Number 1	Sheet Number 2	Notes
4B108		RESIDENT CONF	IN-03.01	4B108		IN-07.02	Conference Room		GRA.14	GRA.19	
4B109		STAFF LOUNGE	IN-03.01	4B109		IN-04.02	Staff Lounge		GRA.14	GRA.16	
4B110		SOC WRK	IN-03.01	4B110					GRA.14		
4B111	2	SERV ELEV LOBBY	IN-17.05	(floor directory)					GRA.27		
4B111		SERV ELEV LOBBY	IN-01.01.03	(small emergency exit plan)		IN-01.04	(elevaor call button)		GRA.09	GRA.10	
4B112		HK	IN-03.01	4B112		IN-04.02	HAC		GRA.14	GRA.16	
4B113		P/C/N OFFICE	IN-03.01	4B113					GRA.14		
4B114		HEAD NURSE	IN-03.01	4B114					GRA.14		
4B115		X-RAY ALC	IN-03.01	4B115		IN-04.02	X-Ray Alcove		GRA.14	GRA.16	
4B116		CARE PROVIDER	IN-03.01	4B116					GRA.14		
4B118		COMM CENTER	IN-03.01	4B118		IN-04.02	Command Center		GRA.14	GRA.16	
4B120		CLEAN	IN-03.01	4B120		IN-04.02	Clean Utility		GRA.14	GRA.16	
4B121		RETERM	IN-03.01	4B121		IN-04.02	Retherm		GRA.14	GRA.16	
4B122		NOUR	IN-03.01	4B122		IN-04.02	Nourishment		GRA.14	GRA.16	
4B123		SERVICE BAY	IN-03.01	4B123					GRA.14		
4B123A		EMER ELEC	IN-03.01	4B123A		IN-04.02	Emergency Electrical		GRA.14	GRA.16	
4B123B		NORM ELEC	IN-03.01	4B123B					GRA.14		
4B123C		SECURITY	IN-03.01	4B123C					GRA.14		
4B123D		TELECOM	IN-03.01	4B123D					GRA.14		
4B125		DIET	IN-03.01	4B125					GRA.14		
4B126		STAFF LOCKER	IN-03.01	4B126		IN-04.02	Staff Locker		GRA.14	GRA.16	
4B127A	2	HK	IN-13	 Restroom					GRA.23		








BEDS											
Number	Location	Name	Sign Type 1	Message 1		Sign Type 2	Message 2		Sheet Number 1	Sheet Number 2	Notes
4B127A		ST	IN-09.03	 RESTROOM					GRA.20		
4B140		PATIENT	IN-03.01	4B140		IN-05.02	(patient room identification)		GRA.14	GRA.18	
4B141		PATIENT NEG	IN-03.01	4B141		IN-05.02	(patient room identification)		GRA.14	GRA.18	
4B142		PATIENT	IN-03.01	4B142		IN-05.02	(patient room identification)		GRA.14	GRA.18	
4B143		PATIENT NEG	IN-03.01	4B143		IN-05.02	(patient room identification)		GRA.14	GRA.18	
4B144		PATIENT	IN-03.01	4B144		IN-05.02	(patient room identification)		GRA.14	GRA.18	
4B145		PATIENT	IN-03.01	4B145		IN-05.02	(patient room identification)		GRA.14	GRA.18	
4B146		PATIENT	IN-03.01	4B146		IN-05.02	(patient room identification)		GRA.14	GRA.18	
4B147		PATIENT	IN-03.01	4B147		IN-05.02	(patient room identification)		GRA.14	GRA.18	
4B148		PATIENT	IN-03.01	4B148		IN-05.02	(patient room identification)		GRA.14	GRA.18	
4B149		PATIENT	IN-03.01	4B149		IN-05.02	(patient room identification)		GRA.14	GRA.18	
4B150		PATIENT	IN-03.01	4B150		IN-05.02	(patient room identification)		GRA.14	GRA.18	
4B151		PATIENT	IN-03.01	4B151		IN-05.02	(patient room identification)		GRA.14	GRA.18	
4B152		PATIENT	IN-03.01	4B152		IN-05.02	(patient room identification)		GRA.14	GRA.18	
4B153		EC	IN-03.01	4B153					GRA.14		
4B154		PATIENT	IN-03.01	4B154		IN-05.02	(patient room identification)		GRA.14	GRA.18	
4B155B		MED	IN-03.01	4B155B		IN-04.02	Meds		GRA.14	GRA.16	
4B155D		CLEAN	IN-03.01	4B155D		IN-04.02	Clean Utility		GRA.14	GRA.16	
4B155E		SOILED	IN-03.01	4B155E		IN-04.02	Soiled Utility		GRA.14	GRA.16	
4B156		PATIENT	IN-03.01	4B156		IN-05.02	(patient room identification)		GRA.14	GRA.18	
4B157		PATIENT	IN-03.01	4B157		IN-05.02	(patient room identification)		GRA.14	GRA.18	

BEDS											
Number	Location	Name	Sign Type 1	Message 1		Sign Type 2	Message 2		Sheet Number 1	Sheet Number 2	Notes
4B158		PATIENT	IN-03.01	4B158		IN-05.02	(patient room identification)		GRA.14	GRA.18	
4B159		PATIENT	IN-03.01	4B159		IN-05.02	(patient room identification)		GRA.14	GRA.18	
4B160		PATIENT	IN-03.01	4B160		IN-05.02	(patient room identification)		GRA.14	GRA.18	
4B161		PATIENT	IN-03.01	4B161		IN-05.02	(patient room identification)		GRA.14	GRA.18	
4B162		PATIENT	IN-03.01	4B162		IN-05.02	(patient room identification)		GRA.14	GRA.18	
4B163		PATIENT	IN-03.01	4B163		IN-05.02	(patient room identification)		GRA.14	GRA.18	
4B164		PATIENT	IN-03.01	4B164		IN-05.02	(patient room identification)		GRA.14	GRA.18	
4B165		PATIENT POS	IN-03.01	4B165					GRA.14		
4B165B		ANTE POS	IN-03.01	4B165B		IN-05.02	(patient room identification)		GRA.14	GRA.18	
4B167	2	T	IN-13	 Restroom					GRA.23		
4B167		T	IN-09.03	 RESTROOM					GRA.20		
4C101A	2	FEMALE	IN-13	 Restroom					GRA.23		
4C101A		FEMALE	IN-09.02	 WOMEN					GRA.20		
4C101B		MALE	IN-09.01	 MEN					GRA.20		
4C102		ON CALL	IN-03.01	4C102		IN-04.02	On Call		GRA.14	GRA.16	
4C103		ON CALL	IN-03.01	4C103		IN-04.02	On Call		GRA.14	GRA.16	
4C104		ON CALL	IN-03.01	4C104		IN-04.02	On Call		GRA.14	GRA.16	
4C105		ON CALL	IN-03.01	4C105		IN-04.02	On Call		GRA.14	GRA.16	
4C106		ON CALL	IN-03.01	4C106		IN-04.02	O		GRA.14	GRA.16	
4C107		ON CALL	IN-03.01	4C107					GRA.14		
4C110		WATER TREAT	IN-03.01	4C110		IN-04.02	Water Treatment		GRA.14	GRA.16	

BEDS											
Number	Location	Name	Sign Type 1	Message 1		Sign Type 2	Message 2		Sheet Number 1	Sheet Number 2	Notes
4C111		EQUIP SERVICE	IN-03.01	4C111		IN-04.02	Equipment Service		GRA.14	GRA.16	
4C112		LOCKER	IN-03.01	4C112		IN-04.02	Staff Lockers		GRA.14	GRA.16	
4C114		SERVICE BAY	IN-03.01	4C114					GRA.14		
4C114A		NORM ELEC	IN-03.01	4C114A		IN-04.02	Electrical		GRA.14	GRA.16	
4C114B		EMER ELEC	IN-03.01	4C114B		IN-04.02	Emergency Electrical		GRA.14	GRA.16	
4C114C		TELECOM	IN-03.01	4C114C					GRA.14		
4C114D		SECURITY	IN-03.01	4C114D					GRA.14		
4C120		DIALYSATE STOR	IN-03.01	4C120		IN-04.02	Storage		GRA.14	GRA.16	
4C121		ST	IN-09.03	 RESTROOM					GRA.20		
4C122A		CUB	IN-03.01	4C122A					GRA.14		
4C122B		CUB	IN-03.01	4C122B					GRA.14		
4C123		STOR STERILE	IN-03.01	4C123		IN-04.02	Sterile Storage		GRA.14	GRA.16	
4C124		OFF PHYSICIAN	IN-03.01	4C124					GRA.14		
4C126		CH NURSE	IN-03.01	4C126					GRA.14		
4C127		MED	IN-03.01	4C127		IN-04.02	Meds		GRA.14	GRA.16	
4C128		BED STATION	IN-03.01	4C128					GRA.14		
4C130		BED STATION	IN-03.01	4C130					GRA.14		
4C132		BED STATION	IN-03.01	4C132					GRA.14		
4C134		BED STATION ISO	IN-03.01	4C134					GRA.14		
4C135		T	IN-09.03	 RESTROOM					GRA.20		
4C136		EQ CLEAN STOR	IN-03.01	4C136		IN-04.02	Clean Storage		GRA.14	GRA.16	


BEDS											
Number	Location	Name	Sign Type 1	Message 1		Sign Type 2	Message 2		Sheet Number 1	Sheet Number 2	Notes
4C137		CLEAN	IN-03.01	4C137		IN-04.02	Clean Utility		GRA.14	GRA.16	
4C138		EQUIP SOIL/PREP	IN-03.01	4C138		IN-04.02	Soiled Equipment		GRA.14	GRA.16	
4C139		NOUR	IN-03.01	4C139		IN-04.02	Nourishment		GRA.14	GRA.16	
4C141		SOILED	IN-03.01	4C141		IN-04.02	Soiled Utility		GRA.14	GRA.16	
LEVEL 5											
5-STB-1		STAIR	IN-09.07	 STAIR		IN-01.11	STAIR STB-1 ROOF ACCESS 5 ↓ EXIT DOWN TO FLOOR 1 1 THROUGH 5		GRA.21	GRA.12	
5-STB-2		STAIR	IN-09.07	 STAIR		IN-01.11	STAIR STB-2 ROOF ACCESS 5 ↓ EXIT DOWN TO FLOOR 1 1 THROUGH 5		GRA.21	GRA.12	
5-STC-4		STAIR	IN-09.07	 STAIR		IN-01.11	STAIR STC-4 ROOF ACCESS 5 ↓ EXIT DOWN TO FLOOR 1 1 THROUGH 5		GRA.21	GRA.12	
5B100		PUB ELEV LOBBY	IN-01.01.03	(small emergency exit plan)		IN-01.04	(elevaor call button)		GRA.09	GRA.10	
5B120		SERV ELEV LOBBY	IN-01.01.03	(small emergency exit plan)		IN-01.04	(elevaor call button)		GRA.09	GRA.10	
5B121		MECHANICAL PENTHOUSE	IN-03.01	5B121					GRA.14		
5B122	2	EMER ELEC	IN-03.01	5B122		IN-04.02	Emergency Electrical		GRA.14	GRA.16	
5B122		EMER ELEC	IN-03.01	5B122		IN-04.02	Emergency Electrical		GRA.14	GRA.16	
5C101		EC	IN-03.01	5C101					GRA.14		
5C110		MECHANICAL PENTHOUSE	IN-03.01	5C110					GRA.14		
6B100		ELEV MACHINE ROOM	IN-03.01	6B100					GRA.14		

BEDS											
Number	Location	Name	Sign Type 1	Message 1		Sign Type 2	Message 2		Sheet Number 1	Sheet Number 2	Notes

DIA-N											
Number	Location	Name	Sign Type 1	Message 1		Sign Type 2	Message 2		Sheet Number 1	Sheet Number 2	Notes
LEVEL 1	DIA-NORTH										
1- STD-01	2		IN-01.11	STAIR STD-1 NO ROOF ACCESS 1 EXIT THIS LEVEL 1 THROUGH 5					GRA.12		
1- STD-01	2		IN-09.07	 STAIR					GRA.21		
1- STD-01	4		IN-13	 Stair					GRA.23		
1-STD-01	3		IN-01.10	(stair identification)					GRA.11		
1-STD-01		STAIR	IN-09.07	 STAIR		IN-01.11	STAIR STD-1 NO ROOF ACCESS 1 EXIT THIS LEVEL 1 THROUGH 5		GRA.21	GRA.12	
1-STD-05	2		IN-01.10	(stair identification)					GRA.11		
1-STD-05	3	STAIR	IN-13	 Stair					GRA.23		
1-STD-05		STAIR	IN-09.07	 STAIR		IN-01.11	STAIR STD-5 ROOF ACCESS 1 EXIT THIS LEVEL 1 THROUGH 6		GRA.21	GRA.12	
1D-C01B		CONFERENCE	IN-03.01	1D-C01B		IN-07.02	Conference Room		GRA.14	GRA.19	
1D-C03A	1	CORR	IN-13	 Elevator					GRA.23		
1D-C03A	2	CORR	IN-14.03	(wall directional sign)					GRA.24		
1D-C03A	3	CORR	IN-14.03	(wall directional sign)					GRA.24		
1D-C03A	4	CORR	IN-14.03	(wall directional sign)					GRA.24		
1D-C03A	5	CORR	IN-14.05	(wall directional sign)					GRA.25		
1D-C05	5	CORR	IN-14.05	(wall directional sign)					GRA.25		
1D-C06	1	CORR	IN-13	 Elevator					GRA.23		

DIA-N											
Number	Location	Name	Sign Type 1	Message 1		Sign Type 2	Message 2		Sheet Number 1	Sheet Number 2	Notes
1D-C06	2	CORR	IN-14.05	(wall directional sign)					GRA.25		
1D-C06	3	CORR	IN-14.05	(wall directional sign)					GRA.25		
1D-C07	2	CORR	IN-03.01	1D-C07					GRA.14		
1D-C07	2	CORR	IN-04.02	(department name)					GRA.16		
1D-C07		CORR	IN-03.01	1D-C07		IN-04.02	(dept name) Offices		GRA.14	GRA.16	
1D-C08	2	CORR	IN-03.01	1D-C08					GRA.14		
1D-C08	2	CORR	IN-04.02	(department name)					GRA.16		
1D-C08		CORR	IN-03.01	1D-C08		IN-04.02	(dept name) Offices		GRA.14	GRA.16	
1D-C09	1		IN-14.05	(wall directional sign)					GRA.25		
1D-C11		CORR	IN-04.02	Staff Lockers					GRA.16		
1D101		WC STORAGE	IN-03.01	1D101		IN-04.02	WC Storage		GRA.14	GRA.16	
1D104	2	REPAIR	IN-04.02	Repair					GRA.16		
1D104	2	REPAIR	IN-03.01	1D104					GRA.14		
1D104		REPAIR	IN-03.01	1D104		IN-04.02	Repair		GRA.14	GRA.16	
1D105		COPY	IN-03.01	1D105		IN-04.02	Copy Room		GRA.14	GRA.16	
1D106		CLERICAL	IN-03.01-C	1D106					GRA.15		
1D107		RECEIVING & CLEANING	IN-03.01	1D107		IN-04.02	Receiving & Cleaning		GRA.14	GRA.16	
1D108		STORAGE	IN-03.01	1D108		IN-04.02	Storage		GRA.14	GRA.16	
1D109		BIOMED ENG	IN-03.01	1D109					GRA.14		
1D110		UNASSIGNED	IN-03.01	1D110					GRA.14		
1D111		SUPERV BIOMED	IN-03.01	1D111					GRA.14		

DIA-N											
Number	Location	Name	Sign Type 1	Message 1		Sign Type 2	Message 2		Sheet Number 1	Sheet Number 2	Notes
1D112		BIOMED ENG	IN-03.01	1D112					GRA.14		
1D113		CHIEF BIOMED	IN-03.01	1D113					GRA.14		
1D115		MALE TOILET/ SHOWER	IN-03.01	1D115		IN-04.02	Staff Lockers- Men		GRA.14	GRA.16	
1D115A		HC SHOWER	IN-09.09	♿ Handicapped Accessible					Standard Interior		
1D116		BED REPAIR	IN-03.01	1D116		IN-04.02	Bed Repair		GRA.14	GRA.16	
1D117		FEMALE TOILET/ SHOWER	IN-03.01	1D117		IN-04.02	Staff Lockers- Women		GRA.14	GRA.16	
1D117A		HC SHOWER	IN-09.09	♿ Handicapped Accessible					Standard Interior		
1D118		EMS FEMALE LOCKER	IN-03.01	1D117		IN-04.02	Staff Lockers- Women		GRA.14	GRA.16	
1D119		EMS MALE LOCKER	IN-03.01	1D115		IN-04.02	Staff Lockers- Men		GRA.14	GRA.16	
1D120		EC	IN-03.01	1D120					GRA.14		
1D120A		UNASSIGNED	IN-03.01	1D120A					GRA.14		
1D121	2	CHECK-IN/ LOUNGE	IN-03.01	1D121					GRA.14		
1D121	2	CHECK-IN/ LOUNGE	IN-04.02	(department name)					GRA.16		
1D121		CHECK-IN/ LOUNGE	IN-03.01	1D121		IN-04.02	(department name)		GRA.14	GRA.16	
1D125A		CLERICAL	IN-03.01-C	1D125A					GRA.15		
1D125B		CLERICAL	IN-03.01-C	1D125B					GRA.15		
1D125C		CLERICAL	IN-03.01-C	1D125C					GRA.15		
1D125D		CLERICAL	IN-03.01-C	1D125D					GRA.15		
1D126		SECY/ WAITING	IN-03.01-C	1D126					GRA.15		
1D127		SUPER	IN-03.01	1D127					GRA.14		
1D128		SUPER	IN-03.01	1D128					GRA.14		

DIA-N											
Number	Location	Name	Sign Type 1	Message 1		Sign Type 2	Message 2		Sheet Number 1	Sheet Number 2	Notes
1D129		SUPER	IN-03.01	1D129					GRA.14		
1D130		SUPER	IN-03.01	1D130					GRA.14		
1D131		SUPER	IN-03.01	1D131					GRA.14		
1D132		ASST CHIEF	IN-03.01	1D132					GRA.14		
1D133		ASST CHIEF	IN-03.01	1D133					GRA.14		
1D134		CHIEF	IN-03.01	1D134					GRA.14		
1D135	2	VESTIBULE	IN-17.05	(floor directory)					GRA.27		
1D135	3	VESTIBULE	IN-02.03	(no weapons)					GRA.13		
1D135		VESTIBULE	IN-02.01	(consent to inspection)		IN-02.02	(no smoking)		GRA.13	GRA.13	
1D136		UNASSIGNED	IN-03.01	1D136					GRA.14		
1D137A		MECHANICAL	IN-03.01	1D137A					GRA.14		
1D137B		ELEV EQUIP	IN-03.01	1D137B					GRA.14		
1D138	2	PUB ELEV LOBBY	IN-17.05	(floor directory)					GRA.27		
1D138		PUB ELEV LOBBY	IN-01.01.03	(small emergency exit plan)		IN-01.04	(elevator call button)		GRA.09	GRA.10	
1D139		HK	IN-03.01	1D139		IN-04.02	HAC		GRA.14	GRA.16	
1D140		ST	IN-09.03	 RESTROOM					GRA.20		
1D141		ST	IN-09.03	 RESTROOM					GRA.20		
1D142	2	ST	IN-13	 Restroom					GRA.23		
1D142	3	CORR	IN-13	 Restroom					GRA.23		
1D142		ST	IN-09.03	 RESTROOM					GRA.20		
1D145		STAFF LOUNGE	IN-03.01	1D145		IN-04.02	Staff Lounge		GRA.14	GRA.16	
1D146		ADMIN CONF ROOM	IN-03.01	1D146		IN-07.02	Conference Room		GRA.14	GRA.19	
1D147		MED DIRECTOR	IN-03.01	1D147					GRA.14		

DIA-N											
Number	Location	Name	Sign Type 1	Message 1		Sign Type 2	Message 2		Sheet Number 1	Sheet Number 2	Notes
1D148		NURSE MGR	IN-03.01	1D148					GRA.14		
1D149A		CLER	IN-03.01-C	1D149A					GRA.15		
1D149B		CLIN SVS	IN-03.01-C	1D149B					GRA.15		
1D149C		CLIN SVS	IN-03.01-C	1D149C					GRA.15		
1D149D		CLIN SVS	IN-03.01-C	1D149D					GRA.15		
1D150A		CLER	IN-03.01-C	1D150A					GRA.15		
1D150B		CLER	IN-03.01-C	1D150B					GRA.15		
1D150C		CLER	IN-03.01-C	1D150C					GRA.15		
1D150D		CLER	IN-03.01-C	1D150D					GRA.15		
1D150E		CLER	IN-03.01-C	1D150E					GRA.15		
1D150F		CLER	IN-03.01-C	1D150F					GRA.15		
1D150G		CLER	IN-03.01-C	1D150G					GRA.15		
1D151A		CLER	IN-03.01-C	1D151A					GRA.15		
1D151B		CLER	IN-03.01-C	1D151B					GRA.15		
1D151C		CLER	IN-03.01-C	1D151C					GRA.15		
1D151D		CLER	IN-03.01-C	1D151D					GRA.15		
1D152A		CLER	IN-03.01-C	1D152A					GRA.15		
1D152B		CLER	IN-03.01-C	1D152B					GRA.15		
1D152C		CLER	IN-03.01-C	1D152C					GRA.15		
1D152D		CLER	IN-03.01-C	1D152D					GRA.15		
1D152E		CLER	IN-03.01-C	1D152E					GRA.15		

DIA-N											
Number	Location	Name	Sign Type 1	Message 1		Sign Type 2	Message 2		Sheet Number 1	Sheet Number 2	Notes
1D152F		CLER	IN-03.01-C	1D152F					GRA.15		
1D152G		CLER	IN-03.01-C	1D152G					GRA.15		
1D152H		CLER	IN-03.01-C	1D152H					GRA.15		
1D153A		CLER	IN-03.01-C	1D153A					GRA.15		
1D153B		CLER	IN-03.01-C	1D153B					GRA.15		
1D153C		CLER	IN-03.01-C	1D153C					GRA.15		
1D153D		CLER	IN-03.01-C	1D153D					GRA.15		
1D153E		CLER	IN-03.01-C	1D153E					GRA.15		
1D154		ADMIN OFFICER	IN-03.01-C	1D154					GRA.15		Qty 4
1D154	2	ADMIN OFFICER	IN-03.01	1D154					GRA.14		
1D154	2	ADMIN OFFICER	IN-04.02	Admin Officers					GRA.16		
1D156		CONF ROOM	IN-03.01	1D156		IN-07.02	Conference Room		GRA.14	GRA.19	
1D157		EQUIP STOR	IN-03.01	1D157		IN-04.02	Equipment Storage		GRA.14	GRA.16	
1D158		SOILED	IN-03.01	1D158		IN-04.02	Soiled Utility		GRA.14	GRA.16	
1D159		CLEAN	IN-03.01	1D159		IN-04.02	Clean Utility		GRA.14	GRA.16	
1D160		COPY/ WORK	IN-03.01	1D160		IN-04.02	Copy Room		GRA.14	GRA.16	
1D161		ENTERAL RN	IN-03.01	1D161					GRA.14		
1D162		RES LOUNGE	IN-03.01	1D162		IN-04.02	Resident Lounge		GRA.14	GRA.16	
1D163		IND HYGIENE LAB	IN-03.01	1D163		IN-04.02	Hygiene Lab		GRA.14	GRA.16	
1D217		HK	IN-03.01	1D217		IN-04.02	HAC		GRA.14	GRA.16	
1D219		EMS STORAGE	IN-03.01	1D219		IN-04.02	EMS Storage		GRA.14	GRA.16	

DIA-N											
Number	Location	Name	Sign Type 1	Message 1		Sign Type 2	Message 2		Sheet Number 1	Sheet Number 2	Notes
1D220	2	SERV ELEV LOBBY	IN-17.05	(floor directory)					GRA.27		
1D220		SERV ELEV LOBBY	IN-01.01.03	(small emergency exit plan)		IN-01.04	(elevator call button)		GRA.09	GRA.10	
1D221	2	CORR	IN-17.05	(floor directory)					GRA.27		
1D221		PAT ELEV LOBBY	IN-01.01.03	(small emergency exit plan)		IN-01.04	(elevator call button)		GRA.09	GRA.10	
1D223A		TELECOM	IN-03.01	1D223A					GRA.14		
1D223B		SECURITY	IN-03.01	1D223B					GRA.14		
1D225		CHUTE RM	IN-03.01	1D225		IN-04.02	Chute Room		GRA.14	GRA.16	
1D227		SERVICE BAY	IN-03.01	1D227					GRA.14		
1D227A		NORM ELEC	IN-03.01	1D227A					GRA.14		
1D227B		EMER ELEC	IN-03.01	1D227B		IN-04.02	Emergency Electrical		GRA.14	GRA.16	
1DC10			IN-03.01-C	1DC104					GRA.15	#N/A	Qty 10
1DC14		AISLE	IN-03.01	1DC14		IN-04.02	Clerical		GRA.14	GRA.16	
1E-C01	1	CORR	IN-14.05	(wall directional sign)					GRA.25		
1E-C04A	1	CORR	IN-14.05	(wall directional sign)					GRA.25		
1E-C04A	2	CORR	IN-14.05	(wall directional sign)					GRA.25		
1E-C04A	3	CORR	IN-14.05	(wall directional sign)					GRA.25		
1E-C04A	4	CORR	IN-14.05	(wall directional sign)					GRA.25		
1E-C06	1	CORR	IN-13	 Restroom					GRA.23		
1E-C06	2	CORR	IN-13	 Restroom					GRA.23		
1E-C06	3	CORR	IN-14.03	(wall directional sign)					GRA.24		
1E-C06	4	SECY/WAIT	IN-14.03	(wall directional sign)					GRA.24		
1E-C06	5	CORR	IN-14.05	(wall directional sign)					GRA.25		






DIA-N											
Number	Location	Name	Sign Type 1	Message 1		Sign Type 2	Message 2		Sheet Number 1	Sheet Number 2	Notes
1E-C06	6	CORR	IN-14.05	(wall directional sign)					GRA.25		
1E103		FIRE COMMAND CTR	IN-03.01	1E103		IN-04.02	Fire Command Center		GRA.14	GRA.16	
1E105		HK	IN-03.01	1E105		IN-04.02	HAC		GRA.14	GRA.16	
1E105A		UNASSIGNED	IN-03.01	1E105A					GRA.14		
1E107	2	FAMILY	IN-13	 Family Restroom					GRA.23		
1E107		FAMILY	IN-09.03	 RESTROOM		IN-04.02	Family Restroom		GRA.20	GRA.16	
1E108		MALE	IN-09.01	 MEN					GRA.20		
1E109		FEMALE	IN-09.02	 WOMEN					GRA.20		
1E110A		AISLE	IN-03.01	1E110A		IN-04.02	Counselling Offices		GRA.14	GRA.16	
1E111		COUNSELOR	IN-03.01	1E111					GRA.14		
1E112		COUNSELOR	IN-03.01	1E112					GRA.14		
1E113		COUNSELOR	IN-03.01	1E113					GRA.14		
1E114		COUNSELOR	IN-03.01	1E114					GRA.14		
1E115		CLERICAL	IN-03.01	1E115					GRA.14		
1E118		OPT EXAM	IN-03.01	1E118		IN-04.02	Exam Room		GRA.14	GRA.16	
1E119		OPT EXAM	IN-03.01	1E119		IN-04.02	Exam Room		GRA.14	GRA.16	
1E120		OPT OFFICE	IN-03.01	1E120					GRA.14		
1E124		STORAGE	IN-03.01	1E124		IN-04.02	Storage		GRA.14	GRA.16	
1E125	2	STORAGE	IN-04.02	Storage					GRA.16		
1E125	2	STORAGE	IN-03.01	1E125					GRA.14		
1E125		STORAGE	IN-03.01	1E125		IN-04.02	Storage		GRA.14	GRA.16	


DIA-N											
Number	Location	Name	Sign Type 1	Message 1		Sign Type 2	Message 2		Sheet Number 1	Sheet Number 2	Notes
1E126		HK	IN-03.01	1E126		IN-04.02	HAC		GRA.14	GRA.16	
1E127		SERVICE BAY	IN-03.01	1E127					GRA.14		
1E127A		TELECOM	IN-03.01	1E127A					GRA.14		
1E127B		SECURITY	IN-03.01	1E127B					GRA.14		
1E127C		NORM ELEC	IN-03.01	1E127C					GRA.14		
1E127D		EMER ELEC	IN-03.01	1E127D		IN-04.02	Emergency Electrical		GRA.14	GRA.16	
1E128		WALK-IN COOLER	IN-04.02	WALK-IN COOLER					GRA.16		
1E129	2	RETAIL AREA	IN-19.01	Gift Shop					GRA.28		
1E129		RETAIL AREA	IN-19.01	Gift Shop					GRA.28		
1E130		EC	IN-03.01	1E130					GRA.14		
1E135A		RN	IN-03.01-C	1E135A					GRA.15		
1E135B		RN	IN-03.01-C	1E135B					GRA.15		
1E135C		RN	IN-03.01-C	1E135C					GRA.15		
1E135D		RN	IN-03.01-C	1E135D					GRA.15		
1E135E		RN	IN-03.01-C	1E135E					GRA.15		
1E135F		RN	IN-03.01-C	1E135F					GRA.15		
1E135G		RN	IN-03.01-C	1E135G					GRA.15		
1E136		COPY/WORK	IN-03.01	1E136		IN-04.02	Copy Room		GRA.14	GRA.16	
1E137A		RN	IN-03.01-C	1E137A					GRA.15		
1E137B		RN	IN-03.01-C	1E137B					GRA.15		
1E137C		RN	IN-03.01-C	1E137C					GRA.15		



DIA-N											
Number	Location	Name	Sign Type 1	Message 1		Sign Type 2	Message 2		Sheet Number 1	Sheet Number 2	Notes
1E137D		RN	IN-03.01-C	1E137D					GRA.15		
1E137E		RN	IN-03.01-C	1E137E					GRA.15		
1E137F		RN	IN-03.01-C	1E137F					GRA.15		
1E137G		RN	IN-03.01-C	1E137G					GRA.15		
1E137H		RNO	IN-03.01-C	1E137H					GRA.15		
1E137I		RNO	IN-03.01-C	1E137I					GRA.15		
1E138		COPY WORK	IN-03.01	1E138		IN-04.02	Copy Room		GRA.14	GRA.16	
1E139A		AN	IN-03.01-C	1E139A					GRA.15		
1E139B		AN	IN-03.01-C	1E139B					GRA.15		
1E139C		AN	IN-03.01-C	1E139C					GRA.15		
1E139D		AN	IN-03.01-C	1E139D					GRA.15		
1E139E		AN	IN-03.01-C	1E139E					GRA.15		
1E139F		AN	IN-03.01-C	1E139F					GRA.15		
1E140		AN	IN-03.01	1E140					GRA.14		
1E141		COORD	IN-03.01	1E141					GRA.14		
1E142A		AN	IN-03.01-C	1E142A					GRA.15		
1E142B		AN	IN-03.01-C	1E142B					GRA.15		
1E142C		AN	IN-03.01-C	1E142C					GRA.15		
1E142D		AN	IN-03.01-C	1E142D					GRA.15		
1E142E		AN	IN-03.01-C	1E142E					GRA.15		
1E142F		PSAS	IN-03.01-C	1E142F					GRA.15		



DIA-N											
Number	Location	Name	Sign Type 1	Message 1		Sign Type 2	Message 2		Sheet Number 1	Sheet Number 2	Notes
1E143A		PSAS	IN-03.01-C	1E143A					GRA.15		
1E143B		PSAO	IN-03.01-C	1E143B					GRA.15		
1E143C		PSAS	IN-03.01-C	1E143C					GRA.15		
1E143D		PSAO	IN-03.01-C	1E143D					GRA.15		
1E143E		PSAO	IN-03.01-C	1E143E					GRA.15		
1E143F		PSAS	IN-03.01-C	1E143F					GRA.15		
1E143G		PSAS	IN-03.01-C	1E143G					GRA.15		
1E143H		RN	IN-03.01-C	1E143H					GRA.15		
1E144A		PSAS	IN-03.01-C	1E144A					GRA.15		
1E144B		PSAO	IN-03.01-C	1E144B					GRA.15		
1E144C		PSAS	IN-03.01-C	1E144C					GRA.15		
1E144D		PROG	IN-03.01-C	1E144D					GRA.15		
1E144E		PSAS	IN-03.01-C	1E144E					GRA.15		
1E144F		PSAS	IN-03.01-C	1E144F					GRA.15		
1E144G		PSAS	IN-03.01-C	1E144G					GRA.15		
1E144H		PSAS	IN-03.01-C	1E144H					GRA.15		
1E145	3		IN-03.01-C	1E145					GRA.15		
1E145	3		IN-03.01-C	(department name)					GRA.15		
1E145	4		IN-03.01-C	1E145					GRA.15		
1E145	4		IN-03.01-C	(department name)					GRA.15		
1E145	5	SECY/ WAITING	IN-03.01-C	1E145					GRA.15		

DIA-N											
Number	Location	Name	Sign Type 1	Message 1		Sign Type 2	Message 2		Sheet Number 1	Sheet Number 2	Notes
1E145	5	SECY/ WAITING	IN-03.01-C	(department name)					GRA.15		
1E145		SECY/ WAITING	IN-03.01-C	1E145					GRA.15		
1E146A		PROG	IN-03.01-C	1E146A					GRA.15		
1E146B		PROG	IN-03.01-C	1E146B					GRA.15		
1E146C		PROG	IN-03.01-C	1E146C					GRA.15		
1E146D		MSA	IN-03.01-C	1E146D					GRA.15		
1E146E		MSA	IN-03.01-C	1E146E					GRA.15		
1E146F		MSA	IN-03.01-C	1E146F					GRA.15		
1E146G		MSA	IN-03.01-C	1E146G					GRA.15		
1E146H		PROG	IN-03.01-C	1E146H					GRA.15		
1E146I		PROG	IN-03.01-C	1E146I					GRA.15		
1E146J		PROG	IN-03.01-C	1E146J					GRA.15		
1E147A		PROG	IN-03.01-C	1E147A					GRA.15		
1E147B		PROG	IN-03.01-C	1E147B					GRA.15		
1E147C		PROG	IN-03.01-C	1E147C					GRA.15		
1E147D		MSA	IN-03.01-C	1E147D					GRA.15		
1E147E		MSA	IN-03.01-C	1E147E					GRA.15		
1E147F		PROG	IN-03.01-C	1E147F					GRA.15		
1E147G		PROG	IN-03.01-C	1E147G					GRA.15		
1E147H		PROG	IN-03.01-C	1E147H					GRA.15		
1E147I		MSA	IN-03.01-C	1E147I					GRA.15		



DIA-N											
Number	Location	Name	Sign Type 1	Message 1		Sign Type 2	Message 2		Sheet Number 1	Sheet Number 2	Notes
1E147J		MSA	IN-03.01	1E147J					GRA.14		
1E148		OFFICE MGR	IN-03.01	1E148					GRA.14		
1E149		PROGRAM ANALYST	IN-03.01	1E149					GRA.14		
1E150		NURSE MGR	IN-03.01	1E150					GRA.14		
1E1O6B		WC STORAGE	IN-03.01	1E1O6B		IN-04.02	WC Storage		GRA.14	GRA.16	
LEVEL 1.5											
1D200	1	PAN-AM CONNECTOR	IN-14.05	(wall directional sign)					GRA.25		
1D200	2	PAN-AM CONNECTOR	IN-13	 Stair					GRA.23		
1D201	2	ELEV EQUIP	IN-14.05	(wall directional sign)					GRA.25		
1D201	3	ELEV EQUIP	IN-17.05	(floorl directional sign)					GRA.27		
1D201		ELEV LOBBY	IN-01.01.03	(small emergency exit plan)		IN-01.04	(elevator call button)		GRA.09	GRA.10	
LEVEL 2											
2-STD-01	2		IN-13	 Stair					GRA.23		
2-STD-01		STAIR	IN-09.07	 STAIR		IN-01.11	STAIR STD-1 NO ROOF ACCESS 2 ↓ EXIT DOWN TO FLOOR 1 1 THROUGH 5		GRA.21	GRA.12	
2-STD-05		STAIR	IN-09.07	 STAIR		IN-01.11	STAIR STD-5 ROOF ACCESS 2 ↓ EXIT DOWN TO FLOOR 1 1 THROUGH 6		GRA.21	GRA.12	
2D-C03	1	CORR	IN-14.03	(wall directional sign)					GRA.24		
2D-C03	2	CORR	IN-13	 Elevator					GRA.23		




DIA-N											
Number	Location	Name	Sign Type 1	Message 1		Sign Type 2	Message 2		Sheet Number 1	Sheet Number 2	Notes
2D-C03	3	CORR	IN-14.05	(wall directional sign)					GRA.25		
2D-C05A	1	CORR	IN-14.05	(wall directional sign)					GRA.25		
2D-C07	1	CORR	IN-14.05	(wall directional sign)					GRA.25		
2D-C07	2	CORR	IN-14.05	(wall directional sign)					GRA.25		
2D-C08	1	CORR	IN-14.05	(wall directional sign)					GRA.25		
2D-C09	1	CORR	IN-14.05	(wall directional sign)					GRA.25		
2D-C09	2	CORR	IN-14.05	(wall directional sign)					GRA.25		
2D-C09	3	CORR	IN-14.05	(wall directional sign)					GRA.25		
2D-C09	4	CORR	IN-14.05	(wall directional sign)					GRA.25		
2D-C10	1	CORR	IN-14.05	(wall directional sign)					GRA.25		
2D-C12		CORR	IN-01.01.03	(small emergency exit plan)		IN-01.04	(elevator call button)		GRA.09	GRA.10	
2D-C14	1	CORR	IN-13	 Restroom					GRA.23		
2D-C14	2	CORR	IN-14.05	(wall directional sign)					GRA.25		
2D-C14	3	CORR	IN-14.05	(wall directional sign)					GRA.25		
2D101A		CONFERENCE	IN-03.01	2D101A		IN-07.02	Conference Room		GRA.14	GRA.19	
2D101B		STAFF LOUNGE	IN-03.01	2D101B		IN-04.02	Staff Lounge		GRA.14	GRA.16	
2D101C		LOCKERS	IN-03.01	2D101C		IN-04.02	Staff Lockers		GRA.14	GRA.16	
2D102		ST	IN-09.03	 RESTROOM					GRA.20		
2D103		COPY/WORK	IN-03.01	2D103		IN-04.02	Copy Room		GRA.14	GRA.16	
2D104		SECY	IN-03.01	2D104		IN-04.02	Staff Only		GRA.14	GRA.16	
2D105		CHIEF	IN-03.01	2D105					GRA.14		
2D106		CLEAN	IN-03.01	2D106		IN-04.02	Clean Utility		GRA.14	GRA.16	




DIA-N											
Number	Location	Name	Sign Type 1	Message 1		Sign Type 2	Message 2		Sheet Number 1	Sheet Number 2	Notes
2D107		FAST TRACK-2	IN-03.01	2D107		IN-04.02	Fast Track 2		GRA.14	GRA.16	
2D108		FAST TRACK-3	IN-03.01	2D108		IN-04.02	Fast Track 3		GRA.14	GRA.16	
2D109		FAST TRACK-4	IN-03.01	2D109		IN-04.02	Fast Track 4		GRA.14	GRA.16	
2D111	2	T	IN-13	 Restroom					GRA.23		
2D111		T	IN-09.03	 RESTROOM					GRA.20		
2D112		FAST TRACK-5	IN-03.01	2D112		IN-04.02	Fast Track 5		GRA.14	GRA.16	
2D114		NURSE STATION	IN-04.02	NURSE STATION					GRA.16		
2D115		FAST TRACK-6	IN-03.01	2D115		IN-04.02	Fast Trac- 6		GRA.14	GRA.16	
2D116		PACS	IN-03.01	2D116		IN-04.02	PACS		GRA.14	GRA.16	
2D117		OBSERV-12	IN-03.01	2D117		IN-04.02	Observation 12		GRA.14	GRA.16	
2D119		OBSERV-11	IN-03.01	2D119		IN-04.02	Observation 11		GRA.14	GRA.16	
2D121		OBSERV-10	IN-03.01	2D121		IN-04.02	Observation 10		GRA.14	GRA.16	
2D125		OBSERV-9	IN-03.01	2D125		IN-04.02	Observation 9		GRA.14	GRA.16	
2D127		OBSERV-8	IN-03.01	2D127		IN-04.02	Observation 8		GRA.14	GRA.16	
2D129		OBSERV-6	IN-03.01	2D129		IN-04.02	Observation 6		GRA.14	GRA.16	
2.00E+130	2	RADIOLOGY	IN-04.02	Radiology					GRA.16		
2D131		OBSERV-5	IN-03.01	2D131		IN-04.02	Observation 5		GRA.14	GRA.16	
2D135		OBSERV-4	IN-03.01	2D135		IN-04.02	Observation 4		GRA.14	GRA.16	
2D137		OBSERV-3	IN-03.01	2D137		IN-04.02	Observation 3		GRA.14	GRA.16	
2D139		OBSERV-2	IN-03.01	2D139		IN-04.02	Observation 2		GRA.14	GRA.16	
2D141		CLEAN	IN-03.01	2D141		IN-04.02	Clean Utility		GRA.14	GRA.16	

DIA-N											
Number	Location	Name	Sign Type 1	Message 1		Sign Type 2	Message 2		Sheet Number 1	Sheet Number 2	Notes
2D143		OBSERV-1	IN-03.01	2D143		IN-04.02	Observation 1		GRA.14	GRA.16	
2D145		OBSERV-7	IN-03.01	2D145		IN-04.02	Observation 7		GRA.14	GRA.16	
2D150		SOILED	IN-03.01	2D150		IN-04.02	Soiled Utility		GRA.14	GRA.16	
2D151		HC ST/S	IN-09.03	 RESTROOM					GRA.20		
2D153		NURSE STATION	IN-04.02	Nurse Station					GRA.16		
2D154		EC	IN-03.01	2D154					GRA.14		
2D155	2	NOURISH	IN-03.01	2D155					GRA.14		
2D155	2	NOURISH	IN-04.02	Nourishment					GRA.16		
2D155		NOURISH	IN-03.01	2D155		IN-04.02	Nourishment		GRA.14	GRA.16	
2D156		MED	IN-03.01	2D156		IN-04.02	Med		GRA.14	GRA.16	
2D157		T	IN-09.03	 RESTROOM					GRA.20		
2D158		ST	IN-09.03	 RESTROOM					GRA.20		
2D159	2	FAST TRACK-1	IN-03.01	2D159					GRA.14		
2D159	2	FAST TRACK-1	IN-04.02	Fast Track 1					GRA.16		
2D159		FAST TRACK-1	IN-03.01	2D159		IN-04.02	Fast Track 1		GRA.14	GRA.16	
2D160		MEDICAL & RT EQUIP	IN-03.01	2D160		IN-04.02	Medical Equipment		GRA.14	GRA.16	
2D161		CLEAN SUPPLY	IN-03.01	2D161		IN-04.02	Clean Utility		GRA.14	GRA.16	
2D162		RADIOLOGY	IN-03.01	2D162		IN-04.02	Radiology		GRA.14	GRA.16	
2D164		ELIG	IN-03.01	2D164		IN-04.02	Eligibility		GRA.14	GRA.16	
2D165		ELIG	IN-03.01	2D165		IN-04.02	Eligibility		GRA.14	GRA.16	
2D166		MEDICAL & RT EQUIP	IN-03.01	2D166		IN-04.02	Medical Equipment		GRA.14	GRA.16	


DIA-N											
Number	Location	Name	Sign Type 1	Message 1		Sign Type 2	Message 2		Sheet Number 1	Sheet Number 2	Notes
2D170		TRIAGE	IN-03.01	2D170		IN-04.02	Triage		GRA.14	GRA.16	
2D171		TRIAGE	IN-03.01	2D171		IN-04.02	Triage		GRA.14	GRA.16	
2D172		TRIAGE	IN-03.01	2D172		IN-04.02	Triage		GRA.14	GRA.16	
2D173		MALE	IN-09.01	 MEN					GRA.20		
2D174		MALE	IN-09.01	 MEN					GRA.20		
2D175		FEMALE	IN-09.02	 WOMEN					GRA.20		
2D176	2	RES LOUNGE	IN-13	 Restroom					GRA.23		
2D176		FEMALE	IN-09.02	 WOMEN					GRA.20		
2D177		VENDING	IN-03.01	2D177		IN-04.02	Vending		GRA.14	GRA.16	
2D179	2	RECEPT	IN-19.01	EMERGENCY					GRA.28		
2D182	2	SECURITY	IN-03.01	2D182					GRA.14		
2D182	2	SECURITY	IN-04.02	Security					GRA.16		
2D182		SECURITY	IN-03.01	2D182		IN-04.02	Security		GRA.14	GRA.16	
2D217		HK	IN-03.01	2D217		IN-04.02	HAC		GRA.14	GRA.16	
2D220	2	SERV ELEV LOBBY	IN-17.05	(floor directory)					GRA.27		
2D220		SERV ELEV LOBBY	IN-01.01.03	(small emergency exit plan)		IN-01.04	(elevator call button)		GRA.09	GRA.10	
2D221	2	CORR	IN-17.05	(floor directory)					GRA.27		
2D221		PAT ELEV LOBBY	IN-01.01.03	(small emergency exit plan)		IN-01.04	(elevator call button)		GRA.09	GRA.10	
2D223A		TELECOM	IN-03.01	2D223A					GRA.14		
2D223B		SECURITY	IN-03.01	2D223B					GRA.14		
2D225		CHUTE RM	IN-03.01	2D225		IN-04.02	Chute Room		GRA.14	GRA.16	
2D227		SERVICE BAY	IN-03.01	2D227					GRA.14		

DIA-N											
Number	Location	Name	Sign Type 1	Message 1		Sign Type 2	Message 2		Sheet Number 1	Sheet Number 2	Notes
2D227A		NORM ELEC	IN-03.01	2D227A					GRA.14		
2D227B		EMER ELEC	IN-03.01	2D227B		IN-04.02	Emergency Electrical		GRA.14	GRA.16	
2E-C04	1		IN-14.05	(wall directional sign)					GRA.25		
2E-C06	1	ACUTE-5	IN-14.05	(wall directional sign)					GRA.25		
2E-C06	2	ACUTE-6	IN-14.05	(wall directional sign)					GRA.25		
2E-C06	3	ISO/GYN ACUTE-10	IN-14.05	(wall directional sign)					GRA.25		
2E-C13	1	SERVICE BAY	IN-14.05	(wall directional sign)					GRA.25		
2E101		LOCKER ROOM	IN-03.01	2E101		IN-04.02	Staff Locker Room		GRA.14	GRA.16	
2E101A		ST	IN-09.03	 RESTROOM					GRA.20		
2E101B		ST	IN-09.03	 RESTROOM					GRA.20		
2E101C		SCRUB VENDING	IN-03.01	2E101C		IN-04.02	Scrub Vending		GRA.14	GRA.16	
2E102		CLEAN	IN-03.01	2E102		IN-04.02	Clean Utility		GRA.14	GRA.16	
2E103A		INTERVIEW	IN-03.01	2E103A		IN-04.02	Interview		GRA.14	GRA.16	
2E103B		INTERVIEW	IN-03.01	2E103B		IN-04.02	Interview		GRA.14	GRA.16	
2E104		HK	IN-03.01	2E104		IN-04.02	HAC		GRA.14	GRA.16	
2E105		RAD ELEC RM	IN-03.01	2E105					GRA.14		
2E106		RAD EQUIP	IN-03.01	2E106		IN-04.02	Radiology Equipment		GRA.14	GRA.16	
2E107		CONTROL	IN-03.01	2E107		IN-04.02	Control Room		GRA.14	GRA.16	
2E108		CT SCAN	IN-03.01	2E108		IN-04.02	CT Scan		GRA.14	GRA.16	
2E109		SCR	IN-03.01	2E109		IN-04.02	Scrub Room		GRA.14	GRA.16	
2E110	2		IN-04.02	CT Scan					GRA.16		

DIA-N											
Number	Location	Name	Sign Type 1	Message 1		Sign Type 2	Message 2		Sheet Number 1	Sheet Number 2	Notes
2E110	2	CT SCAN	IN-03.01	2E110					GRA.14		
2E110		CT SCAN	IN-03.01	2E110		IN-04.02	CT Scan		GRA.14	GRA.16	
2E111		CONTROL	IN-03.01	2E111		IN-04.02	Control Room		GRA.14	GRA.16	
2E114		CT PREP/WORK	IN-03.01	2E114		IN-04.02	CT Prep		GRA.14	GRA.16	
2E115		DRESS	IN-03.01	2E115		IN-04.02	Changing Room		GRA.14	GRA.16	
2E116		DRESS	IN-03.01	2E116		IN-04.02	Changing Room		GRA.14	GRA.16	
2E117		DRESS	IN-03.01	2E117		IN-04.02	Changing Room		GRA.14	GRA.16	
2E118		DRESS	IN-03.01	2E118		IN-04.02	Changing Room		GRA.14	GRA.16	
2E119		DRESS	IN-03.01	2E119		IN-04.02	Changing Room		GRA.14	GRA.16	
2E120		T/D	IN-09.03	 RESTROOM					GRA.20		
2E124		T/D	IN-09.03	 RESTROOM					GRA.20		
2E125		T/D	IN-09.03	 RESTROOM					GRA.20		
2E126		T/D	IN-09.03	 RESTROOM					GRA.20		
2E127		CT PREP	IN-03.01	2E127		IN-04.02	CT Prep		GRA.14	GRA.16	
2E128		CONTROL	IN-03.01	2E128		IN-04.02	Control Room		GRA.14	GRA.16	
2E129		CT SCAN	IN-03.01	2E129		IN-04.02	CT Scan		GRA.14	GRA.16	
2E130	2	RADIOLOGY	IN-03.01	2E130					GRA.14		
2E130	2	R/F	IN-04.02	Radiology					GRA.16		
2E130		RADIOLOGY	IN-03.01	2E130		IN-04.02	Radiology		GRA.14	GRA.16	
2E132	2	R/F	IN-04.02	R/F					GRA.16		
2E132		R/F	IN-03.01	2E132		IN-04.02	R/F		GRA.14	GRA.16	


DIA-N											
Number	Location	Name	Sign Type 1	Message 1		Sign Type 2	Message 2		Sheet Number 1	Sheet Number 2	Notes
2E136		STAFF WORK	IN-03.01	2E136		IN-04.02	Staff Work Room		GRA.14	GRA.16	
2E137		SCR	IN-03.01	2E137		IN-04.02	Scrub Room		GRA.14	GRA.16	
2E138		HK	IN-03.01	2E138		IN-04.02	HAC		GRA.14	GRA.16	
2E140		ACUTE-5	IN-03.01	2E140		IN-04.02	Acute 5		GRA.14	GRA.16	
2E144		ACUTE-4	IN-03.01	2E144		IN-04.02	Acute 4		GRA.14	GRA.16	
2E145		ACUTE-3	IN-03.01	2E145		IN-04.02	Acute 3		GRA.14	GRA.16	
2E146		ACUTE-2	IN-03.01	2E146		IN-04.02	Acute 2		GRA.14	GRA.16	
2E147		ACUTE-1	IN-03.01	2E147		IN-04.02	Acute 1		GRA.14	GRA.16	
2E148	2	T	IN-13	 Restroom					GRA.23		
2E148	3	T	IN-13	 Restroom					GRA.23		
2E148		T	IN-09.03	  RESTROOM					GRA.20		
2E149		CLEAN	IN-03.01	2E149		IN-04.02	Clean Utility		GRA.14	GRA.16	
2E150		TRIAGE	IN-03.01	2E150		IN-04.02	Triage		GRA.14	GRA.16	
2E152A		NURSE STATION	IN-04.02	NURSE STATION					GRA.16		
2E152D		NURSE STATION	IN-04.02	NURSE STATION					GRA.16		
2E153		COPY/WORK	IN-03.01	2E153		IN-04.02	Copy Room		GRA.14	GRA.16	
2E154		MEDS	IN-03.01	2E154		IN-04.02	Meds		GRA.14	GRA.16	
2E155		ACUTE-6	IN-03.01	2E155		IN-04.02	Acute 6		GRA.14	GRA.16	
2E156		ACUTE-7	IN-03.01	2E156		IN-04.02	Acute 7		GRA.14	GRA.16	
2E157		ACUTE-8	IN-03.01	2E157		IN-04.02	Acute 8		GRA.14	GRA.16	
2E158		ACUTE-9	IN-03.01	2E158		IN-04.02	Acute 9		GRA.14	GRA.16	

DIA-N											
Number	Location	Name	Sign Type 1	Message 1		Sign Type 2	Message 2		Sheet Number 1	Sheet Number 2	Notes
2E159		ISO/GYN ACUTE-10	IN-03.01	2E159		IN-04.02	ISO Acute 10		GRA.14	GRA.16	
2E164		BLOOD GAS	IN-03.01	2E164		IN-04.02	Blood Gas		GRA.14	GRA.16	
2E165		COMPLEX TREATMENT	IN-03.01	2E165		IN-04.02	Complex Treatment		GRA.14	GRA.16	
2E166		ACUTE-11	IN-03.01	2E166		IN-04.02	Acute 11		GRA.14	GRA.16	
2E167		ISO ACUTE-12	IN-03.01	2E167		IN-04.02	ISO Acute 12		GRA.14	GRA.16	
2E168		MH T	IN-09.03	 RESTROOM					GRA.20		
2E169		HC PATIENT T/S	IN-09.03	 RESTROOM					GRA.20		
2E170		HK	IN-03.01	2E170		IN-04.02	HAC		GRA.14	GRA.16	
2E174		EC	IN-03.01	2E174					GRA.14		
2E175		MULTI-PURPOSE	IN-03.01	2E175		IN-07.02	Conference Room		GRA.14	GRA.19	
2E178	2	DECONTAM	IN-03.01	2E178					GRA.14		
2E178	2	DECONTAM	IN-04.02	Decon					GRA.16		
2E178		DECONTAM	IN-03.01	2E178		IN-04.02	Decon		GRA.14	GRA.16	
2E180		CONSULT	IN-03.01	2E180		IN-04.02	Consultation		GRA.14	GRA.16	
2E181		NURSE MANAGER	IN-03.01	2E181					GRA.14		
2E182		COPY/WORK	IN-03.01	2E182		IN-04.02	Copy Room		GRA.14	GRA.16	
2E183		AOD OFFICE	IN-03.01	2E183					GRA.14		
2E184	2	ENTRANCE VESTIBULE	IN-02.03	(no weapons)					GRA.13		
2E184		ENTRANCE VESTIBULE	IN-02.01	(consent to inspection)		IN-02.02	(no smoking)		GRA.13	GRA.13	
2E186	2	MH-1	IN-03.01	2E186					GRA.14		
2E186	2	MH-1	IN-04.02	MH 1					GRA.16		
2E186		MH-1	IN-03.01	2E186		IN-04.02	MH 1		GRA.14	GRA.16	

DIA-N											
Number	Location	Name	Sign Type 1	Message 1		Sign Type 2	Message 2		Sheet Number 1	Sheet Number 2	Notes
2E187	2	MH-2	IN-03.01	2E187					GRA.14		
2E187	2	MH-2	IN-04.02	MH 2					GRA.16		
2E187		MH-2	IN-03.01	2E187		IN-04.02	MH 2		GRA.14	GRA.16	
2E188	2	MH WORK/OFFICE	IN-03.01	2E188					GRA.14		
2E188	2	MH WORK/OFFICE	IN-04.02	Staff Work Room					GRA.16		
2E188		MH WORK/OFFICE	IN-03.01	2E188		IN-04.02	Staff Work Room		GRA.14	GRA.16	
2E189		MH-RESTRAINT	IN-03.01	2E189		IN-04.02	MH Holding		GRA.14	GRA.16	
2E190		PHARMACY	IN-03.01	2E190		IN-04.02	Pharmacy		GRA.14	GRA.16	
2E191	2	PHARM PICK-UP	IN-13	Pharmacy Pick-Up					GRA.23		
2E191		PHARM PICK-UP	IN-03.01	2E191		IN-04.02	Pharmac Pick Up		GRA.14	GRA.16	
2E192		ST	IN-09.03	 RESTROOM					GRA.20		
2E193		RES CONF/WORK	IN-03.01	2E193		IN-07.02	Conference Room		GRA.14	GRA.19	
2E194	2	FAST TRACK-7	IN-03.01	2E194					GRA.14		
2E194	2	FAST TRACK-7	IN-04.02	Fast Track 7					GRA.16		
2E194		FAST TRACK-7	IN-03.01	2E194		IN-04.02	Fast Track 7		GRA.14	GRA.16	
2E195	2	FAST TRACK-8	IN-03.01	2E195					GRA.14		
2E195	2	FAST TRACK-8	IN-04.02	Fast Track 8					GRA.16		
2E195		FAST TRACK-8	IN-03.01	2E195		IN-04.02	Fast Track 8		GRA.14	GRA.16	
2E227		SERVICE BAY	IN-03.01	2E227					GRA.14		
2E227A		TELECOM	IN-03.01	2E227A					GRA.14		
2E227B		SECURITY	IN-03.01	2E227B					GRA.14		

DIA-N											
Number	Location	Name	Sign Type 1	Message 1		Sign Type 2	Message 2		Sheet Number 1	Sheet Number 2	Notes
2E227C		NORM ELEC	IN-03.01	2E227C					GRA.14		
2E227D		EMER ELEC	IN-03.01	2E227D		IN-04.02	Emergency Electrical		GRA.14	GRA.16	
LEVEL 3											
3-STD-01	2		IN-01.11				STAIR STD-1 NO ROOF ACCESS 3 ↓ EXIT DOWN TO FLOOR 1 1 THROUGH 5		GRA.12		
3-STD-01	3		IN-13	Stair					GRA.23		
3-STD-01		STAIR	IN-09.07	STAIR		IN-01.11	STAIR STD-1 NO ROOF ACCESS 3 ↓ EXIT DOWN TO FLOOR 1 1 THROUGH 5		GRA.21	GRA.12	
3-STD-05		STAIR	IN-09.07	STAIR		IN-01.11	STAIR STD-5 ROOF ACCESS 3 ↓ EXIT DOWN TO FLOOR 1 1 THROUGH 6		GRA.21	GRA.12	
3-STD-01	2		IN-09.07	STAIR					GRA.21		
3-STD-01	4		IN-13	Stair					GRA.23		
3D-C03A	1	SECY/ WAIT	IN-14.03	(wall directional sign)					GRA.24		
3D-C07	1	ELEV	IN-13	Elevator					GRA.23		
3D-C07A	1	CORR	IN-17.05	(floor directory)					GRA.27		
3D-C07A		CORR	IN-01.01.03	(small emergency exit plan)		IN-01.04	(elevator call button)		GRA.09	GRA.10	
3D-C08A	1	CORR	IN-14.05	(wall directional sign)					GRA.25		
3D-C08A	2	STAIR	IN-13	Elevator					GRA.23		


DIA-N											
Number	Location	Name	Sign Type 1	Message 1		Sign Type 2	Message 2		Sheet Number 1	Sheet Number 2	Notes
3D-C09	1	CORR	IN-17.05	(floor directory)					GRA.27		
3D-C09		CORR	IN-01.01.03	(small emergency exit plan)		IN-01.04	(elevator call button)		GRA.09	GRA.10	
3D102		ASSIST CHIEF	IN-03.01	3D102					GRA.14		
3D104		CHIEF SURGICAL	IN-03.01	3D104					GRA.14		
3D105		ANESTHES CHIEF	IN-03.01	3D105					GRA.14		
3D106		SECTION HEAD	IN-03.01	3D106					GRA.14		
3D107		SECTION HEAD	IN-03.01	3D107					GRA.14		
3D108		SECTION HEAD	IN-03.01	3D108					GRA.14		
3D109		SECTION HEAD	IN-03.01	3D109					GRA.14		
3D110		SECTION HEAD	IN-03.01	3D110					GRA.14		
3D111		SECTION HEAD	IN-03.01	3D111					GRA.14		
3D112		SECTION HEAD	IN-03.01	3D112					GRA.14		
3D113		SECTION HEAD	IN-03.01	3D113					GRA.14		
3D114		SECTION HEAD	IN-03.01	3D114					GRA.14		
3D118A		PURCH AGENT	IN-03.01-C	3D118A					GRA.15		
3D118B		PURCH AGENT	IN-03.01-C	3D118B					GRA.15		
3D119A		CLER	IN-03.01-C	3D119A					GRA.15		
3D119B		CLER	IN-03.01-C	3D119B					GRA.15		
3D119C		CLER	IN-03.01-C	3D119C					GRA.15		
3D119D		CLER	IN-03.01-C	3D119D					GRA.15		
3D119E		CLER	IN-03.01-C	3D119E					GRA.15		
3D120		ST	IN-09.03	 RESTROOM					GRA.20		



DIA-N											
Number	Location	Name	Sign Type 1	Message 1		Sign Type 2	Message 2		Sheet Number 1	Sheet Number 2	Notes
3D121		ST	IN-09.03	 RESTROOM					GRA.20		
3D123		CLIN COORD	IN-03.01	3D123					GRA.14		
3D124		CLIN COORD	IN-03.01	3D124					GRA.14		
3D125		CLIN COORD	IN-03.01	3D125					GRA.14		
3D126		NM	IN-03.01	3D126					GRA.14		
3D127		NM	IN-03.01	3D127					GRA.14		
3D128		NM	IN-03.01	3D128					GRA.14		
3D130		OR COORD	IN-03.01	3D130					GRA.14		
3D131		EC	IN-03.01	3D131					GRA.14		
3D133A		ANESTH	IN-03.01-C	3D133A					GRA.15		
3D133B		ANESTH	IN-03.01-C	3D133B					GRA.15		
3D133C		ANESTH	IN-03.01-C	3D133C					GRA.15		
3D133D		ANESTH	IN-03.01-C	3D133D					GRA.15		
3D133E		ANESTH	IN-03.01-C	3D133E					GRA.15		
3D134A		ANESTH	IN-03.01-C	3D134A					GRA.15		
3D134B		ANESTH	IN-03.01-C	3D134B					GRA.15		
3D134C		ANESTH	IN-03.01-C	3D134C					GRA.15		
3D134D		ANESTH	IN-03.01-C	3D134D					GRA.15		
3D134E		ANESTH	IN-03.01-C	3D134E					GRA.15		
3D135A		CLER	IN-03.01-C	3D135A					GRA.15		
3D135B		CLER	IN-03.01-C	3D135B					GRA.15		

DIA-N											
Number	Location	Name	Sign Type 1	Message 1		Sign Type 2	Message 2		Sheet Number 1	Sheet Number 2	Notes
3D136		SECY/ WAIT	IN-03.01	3D136		IN-04.02	(dept name) Offices		GRA.14	GRA.16	
3D137		RES WORK	IN-03.01	3D137		IN-04.02	Resident Work Room		GRA.14	GRA.16	
3D141		HK	IN-03.01	3D141		IN-04.02	HAC		GRA.14	GRA.16	
3D142		ELEV EQUIP	IN-03.01	3D142					GRA.14		
3D144F		CLER	IN-03.01	3D144F					GRA.14		
3D145	2	MALE LOCKER	IN-03.01	3D145					GRA.14		
3D145	2	MALE LOCKER	IN-04.02	Staff Lockers- Men					GRA.16		
3D145		MALE LOCKER	IN-03.01	3D145		IN-04.02	Staff Locker- Men		GRA.14	GRA.16	
3D145B		HC SHOWER	IN-09.09	 Handicapped Accessible					Standard Interior		
3D146		CONF ROOM	IN-03.01	3D146		IN-07.02	Conference Room		GRA.14	GRA.19	
3D147		WORK/ STORAGE	IN-03.01	3D147		IN-04.02	Work Room		GRA.14	GRA.16	
3D148	2	SOILED	IN-03.01	3D148					GRA.14		
3D148	2	SOILED	IN-04.02	Soiled Utility					GRA.16		
3D148		SOILED	IN-03.01	3D148		IN-04.02	Soiled Utility		GRA.14	GRA.16	
3D149		CLEAN CART	IN-03.01	3D149		IN-04.02	Clean Cart		GRA.14	GRA.16	
3D150	2	FEMALE LOCKER	IN-03.01	3D150					GRA.14		
3D150	2	FEMALE LOCKER	IN-04.02	Staff Lockers- Women					GRA.16		
3D150		FEMALE LOCKER	IN-03.01	3D150		IN-04.02	Staff Lockers- Women		GRA.14	GRA.16	
3D150B		HC SHOWER	IN-09.09	 Handicapped Accessible					Standard Interior		
3D152	2	STAFF LOUNGE	IN-03.01	3D152					GRA.14		
3D152	2	STAFF LOUNGE	IN-04.02	Staff Lounge					GRA.16		

DIA-N											
Number	Location	Name	Sign Type 1	Message 1		Sign Type 2	Message 2		Sheet Number 1	Sheet Number 2	Notes
3D152		STAFF LOUNGE	IN-03.01	3D152		IN-04.02	Staff Lounge		GRA.14	GRA.16	
3D153		STAFF LOUNGE	IN-03.01	3D153		IN-04.02	Staff Lounge		GRA.14	GRA.16	
3D154		ELEV EQUIP	IN-03.01	3D154					GRA.14		
3D160	2	OPERATING ROOM	IN-03.01	3D160					GRA.14		
3D160	2	OPERATING ROOM	IN-04.02	Operating Room					GRA.16		
3D160		OPERATING ROOM	IN-03.01	3D160		IN-04.02	Operating Room		GRA.14	GRA.16	
3D161	2	PUMP ROOM	IN-03.01	3D161					GRA.14		
3D161	2	PUMP ROOM	IN-04.02	Pump Room					GRA.16		
3D161		PUMP ROOM	IN-03.01	3D161		IN-04.02	Pump Room		GRA.14	GRA.16	
3D162	2	OPERATING ROOM	IN-03.01	3D162					GRA.14		
3D162	2	OPERATING ROOM	IN-04.02	Operating Room					GRA.16		
3D162		OPERATING ROOM	IN-03.01	3D162		IN-04.02	Operating Room		GRA.14	GRA.16	
3D163		NURSE WORK	IN-03.01	3D163		IN-04.02	Nurse Work Room		GRA.14	GRA.16	
3D165		HK	IN-03.01	3D165		IN-04.02	HAC		GRA.14	GRA.16	
3D166		FROZEN SECTION	IN-03.01	3D166		IN-04.02	Frozen Section		GRA.14	GRA.16	
3D167		BIOMED	IN-03.01	3D167		IN-04.02	Biomed		GRA.14	GRA.16	
3D170		RES CONF/ CLASSROOM	IN-03.01	3D170		IN-07.02	Conference Room		GRA.14	GRA.19	
3D171		GAS CYLINDER	IN-03.01	3D171		IN-04.02	Gas Cylinder		GRA.14	GRA.16	
3D172	2	OPERATING ROOM	IN-03.01	3D172					GRA.14		
3D172	2	OPERATING ROOM	IN-04.02	Operating Room					GRA.16		
3D172		OPERATING ROOM	IN-03.01	3D172		IN-04.02	Operating Room		GRA.14	GRA.16	







DIA-N											
Number	Location	Name	Sign Type 1	Message 1		Sign Type 2	Message 2		Sheet Number 1	Sheet Number 2	Notes
3D173	2	NEURO EQUIPMENT	IN-03.01	3D173					GRA.14		
3D173	2	NEURO EQUIPMENT	IN-04.02	Neuro Equipment					GRA.16		
3D173		NEURO EQUIPMENT	IN-03.01	3D173		IN-04.02	Neurology Equipment		GRA.14	GRA.16	
3D174	2	OPERATING ROOM	IN-03.01	3D174					GRA.14		
3D174	2	OPERATING ROOM	IN-04.02	Operating Room					GRA.16		
3D174		OPERATING ROOM	IN-03.01	3D174		IN-04.02	Operating Room		GRA.14	GRA.16	
3D175	2	EQUIP STOR	IN-03.01	3D175					GRA.14		
3D175	2	EQUIP STOR	IN-04.02	Equipment Storage					GRA.16		
3D175		EQUIP STOR	IN-03.01	3D175		IN-04.02	Equipment Storage		GRA.14	GRA.16	
3D176	2	CLEAN CORE	IN-03.01	3D176					GRA.14		
3D176	2	CLEAN CORE	IN-04.02	Clean Core					GRA.16		
3D176		CLEAN CORE	IN-03.01	3D176		IN-04.02	Clean Core		GRA.14	GRA.16	
3D217		HK	IN-03.01	3D217		IN-04.02	HAC		GRA.14	GRA.16	
3D220	2	ELEV	IN-17.05	(floor directory)					GRA.27		
3D220		SERV ELEV LOBBY	IN-01.01.03	(small emergency exit plan)		IN-01.04	(elevator call button)		GRA.09	GRA.10	
3D221	2	CORR	IN-17.05	(floor directory)					GRA.27		
3D221		PAT ELEV LOBBY	IN-01.01.03	(small emergency exit plan)		IN-01.04	(elevator call button)		GRA.09	GRA.10	
3D223A		TELECOM	IN-03.01	3D223A					GRA.14		
3D223B		SECURITY	IN-03.01	3D223B					GRA.14		
3D225		CHUTE RM	IN-03.01	3D225		IN-04.02	Chute Room		GRA.14	GRA.16	
3D227		SERVICE BAY	IN-03.01	3D227					GRA.14		
3D227A		NORM ELEC	IN-03.01	3D227A					GRA.14		

DIA-N											
Number	Location	Name	Sign Type 1	Message 1		Sign Type 2	Message 2		Sheet Number 1	Sheet Number 2	Notes
3D227B		EMER ELEC	IN-03.01	3D227B		IN-04.02	Emergency Electrical		GRA.14	GRA.16	
3E-C02		CORR	IN-03.01	3E-C02		IN-04.02	Pain Management		GRA.14	GRA.16	
3E-C03	1	CORR	IN-14.05	(wall directional sign)					GRA.25		
3E-C03	2	SOILED	IN-14.05	(wall directional sign)					GRA.25		
3E-C03	3	SOILED	IN-14.05	(wall directional sign)					GRA.25		
3E-C04	1	SOILED	IN-14.05	(wall directional sign)					GRA.25		
3E-C06A		CORR	IN-03.01	3E-C06A		IN-04.02	Recovery		GRA.14	GRA.16	
3E-C06A	2	CORR	IN-03.01	3E-C06A					GRA.14		
3E-C06A	2	CORR	IN-04.02	Recovery					GRA.16		
3E-C06B		CORR	IN-03.01	3E-C06B		IN-04.02	Prep/Recovery		GRA.14	GRA.16	
3E-C06B	2	CORR	IN-03.01	3E-C06B					GRA.14		
3E-C06B	2	CORR	IN-04.02	Prep/Recovery					GRA.16		
3E-C10	1	PACS WORK	IN-14.05	(wall directional sign)					GRA.25		
3E-C10	2	CLEAN CORE	IN-14.05	(wall directional sign)					GRA.25		
3E-C10	3	CORR	IN-14.05	(wall directional sign)					GRA.25		
3E100		SOILED	IN-03.01	3E100		IN-04.02	Soiled Utility		GRA.14	GRA.16	
3E101		EQUIP STOR	IN-03.01	3E101		IN-04.02	Equipment Storage		GRA.14	GRA.16	
3E102		T	IN-09.03	 RESTROOM					GRA.20		
3E103		PRE/REC	IN-03.01	3E103					GRA.14		
3E104		PRE/REC	IN-03.01	3E104					GRA.14		
3E105		ISO PRE/REC	IN-03.01	3E105					GRA.14		


DIA-N											
Number	Location	Name	Sign Type 1	Message 1		Sign Type 2	Message 2		Sheet Number 1	Sheet Number 2	Notes
3E106		PRE/REC	IN-03.01	3E106					GRA.14		
3E108		ISO RECOV	IN-03.01	3E108					GRA.14		
3E109		RECOV	IN-03.01	3E109					GRA.14		
3E110		RECOV	IN-03.01	3E110					GRA.14		
3E111		RECOV	IN-03.01	3E111					GRA.14		
3E115		RECOV	IN-03.01	3E115					GRA.14		
3E116		RECOV	IN-03.01	3E116					GRA.14		
3E117		RECOV	IN-03.01	3E117					GRA.14		
3E118		RECOV	IN-03.01	3E118					GRA.14		
3E119		RECOV	IN-03.01	3E119					GRA.14		
3E120		RECOV	IN-03.01	3E120					GRA.14		
3E121		RECOV	IN-03.01	3E121					GRA.14		
3E122	2	NOURISH	IN-03.01	3E122					GRA.14		
3E122	2	NOURISH	IN-04.02	Nourishment					GRA.16		
3E122		NOURISH	IN-03.01	3E122		IN-04.02	Nourishment		GRA.14	GRA.16	
3E124		T	IN-09.03	 RESTROOM					GRA.20		
3E125		ST	IN-09.03	 RESTROOM					GRA.20		
3E127		NURSE STATION	IN-04.02	NURSE STATION					GRA.16		
3E128		NURSE STATION	IN-04.02	NURSE STATION					GRA.16		
3E129		MEDICINE PREP	IN-03.01	3E129		IN-04.02	Medicine Prep		GRA.14	GRA.16	
3E130		NURSE STATION	IN-04.02	NURSE STATION					GRA.16		

DIA-N											
Number	Location	Name	Sign Type 1	Message 1		Sign Type 2	Message 2		Sheet Number 1	Sheet Number 2	Notes
3E131	2	CLEAN	IN-03.01	3E131					GRA.14		
3E131	2	CLEAN	IN-04.02	Clean Utility					GRA.16		
3E131		CLEAN	IN-03.01	3E131		IN-04.02	Clean Utility		GRA.14	GRA.16	
3E135		PAIN	IN-03.01	3E135		IN-04.02	Pain Management		GRA.14	GRA.16	
3E136		PAIN	IN-03.01	3E136		IN-04.02	Pain Management		GRA.14	GRA.16	
3E137		PAIN	IN-03.01	3E137		IN-04.02	Pain Management		GRA.14	GRA.16	
3E138		CONTROL	IN-03.01	3E138		IN-04.02	Control		GRA.14	GRA.16	
3E141		CLEAN-UP	IN-03.01	3E141		IN-04.02	Clean-Up		GRA.14	GRA.16	
3E142		BLOOD GAS	IN-03.01	3E142		IN-04.02	Blood Gas		GRA.14	GRA.16	
3E143		DECONTAM	IN-03.01	3E143		IN-04.02	Decon		GRA.14	GRA.16	
3E144	2	OPERATING ROOM	IN-03.01	3E144					GRA.14		
3E144	2	OPERATING ROOM	IN-04.02	Operating Room					GRA.16		
3E144		OPERATING ROOM	IN-03.01	3E144		IN-04.02	Operating Room		GRA.14	GRA.16	
3E145	2	X-RAY STORAGE	IN-03.01	3E145					GRA.14		
3E145	2	X-RAY STORAGE	IN-04.02	X-Ray Storage					GRA.16		
3E145		X-RAY STORAGE	IN-03.01	3E145		IN-04.02	X-Ray Storage		GRA.14	GRA.16	
3E146	2	OPERATING ROOM	IN-03.01	3E146					GRA.14		
3E146	2	OPERATING ROOM	IN-04.02	Operating Room					GRA.16		
3E146		OPERATING ROOM	IN-03.01	3E146		IN-04.02	Operating Room		GRA.14	GRA.16	
3E147	2	STORAGE ORTHO	IN-03.01	3E147					GRA.14		
3E147	2	STORAGE ORTHO	IN-04.02	Ortho Storage					GRA.16		

DIA-N											
Number	Location	Name	Sign Type 1	Message 1		Sign Type 2	Message 2		Sheet Number 1	Sheet Number 2	Notes
3E147		STORAGE ORTHO	IN-03.01	3E147		IN-04.02	Otrho Storage		GRA.14	GRA.16	
3E148		CLEAN CORE	IN-03.01	3E148		IN-04.02	Clean Core		GRA.14	GRA.16	
3E148B		ELEC	IN-03.01	3E148B					GRA.14		
3E149	2	OPERATING ROOM	IN-03.01	3E149					GRA.14		
3E149	2	OPERATING ROOM	IN-04.02	Operating Room					GRA.16		
3E149		OPERATING ROOM	IN-03.01	3E149		IN-04.02	Operating Room		GRA.14	GRA.16	
3E150	2	EQUIP STOR	IN-03.01	3E150					GRA.14		
3E150	2	EQUIP STOR	IN-04.02	Equipment Storage					GRA.16		
3E150		EQUIP STOR	IN-03.01	3E150		IN-04.02	Equipment Storage		GRA.14	GRA.16	
3E151	2	CYSTO ROOM	IN-03.01	3E151					GRA.14		
3E151	2	CYSTO ROOM	IN-04.02	Cysto Room					GRA.16		
3E151		CYSTO ROOM	IN-03.01	3E151		IN-04.02	Cysto Room		GRA.14	GRA.16	
3E152	2	SPECIAL RECORD	IN-03.01	3E152					GRA.14		
3E152	2	SPECIAL RECORD	IN-04.02	Special Records					GRA.16		
3E152		SPECIAL RECORD	IN-03.01	3E152		IN-04.02	Special Record		GRA.14	GRA.16	
3E153		EQUIP STOR	IN-03.01	3E153		IN-04.02	Equipment Storage		GRA.14	GRA.16	
3E154		PACS WORK	IN-03.01	3E154		IN-04.02	PACS Work Room		GRA.14	GRA.16	
3E155		ANESTHESIA	IN-03.01	3E155		IN-04.02	Anesthesia		GRA.14	GRA.16	
3E227		SERVICE BAY	IN-03.01	3E227					GRA.14		
3E227A		TELECOM	IN-03.01	3E227A					GRA.14		
3E227B		SECURITY	IN-03.01	3E227B					GRA.14		





DIA-N											
Number	Location	Name	Sign Type 1	Message 1		Sign Type 2	Message 2		Sheet Number 1	Sheet Number 2	Notes
3E227C		EMER ELEC	IN-03.01	3E227C		IN-04.02	Emergency Electrical		GRA.14	GRA.16	
3E227D		NORM ELEC	IN-03.01	3E227D					GRA.14		
LEVEL 4											
4-STD-01	2		IN-13	 Stair					GRA.23		
4-STD-01		STAIR	IN-09.07	 STAIR		IN-01.11	STAIR STD-1 NOROOF ACCESS 4 ↓ EXIT DOWN TO FLOOR 1 1 THROUGH 5		GRA.21	GRA.12	
4-STD-05	1	STAIR	IN-13	 Stair					GRA.23		
4-STD-05	2	STAIR	IN-13	 Stair					GRA.23		
4-STD-05		STAIR	IN-09.07	 STAIR		IN-01.11	STAIR STD-5 ROOF ACCESS 4 ↓ EXIT DOWN TO FLOOR 1 1 THROUGH 6		GRA.21	GRA.12	
4D-C03	1	CORR	IN-13	 Stair					GRA.23		
4D-C03	2	STORAGE CART	IN-14.03	(wall directional sign)					GRA.24		
4D-C03	3	SECY/ WAIT	IN-14.05	(wall directional sign)					GRA.25		
4D-C03	4	SECY/ WAIT	IN-14.05	(wall directional sign)					GRA.25		
4D-C05	1		IN-14.05	(wall directional sign)					GRA.25		
4D-C08		CORR	IN-03.01	4D-C08		IN-04.02	Staff Lockers		GRA.14	GRA.16	
4D-C14	1	COPY/WORK	IN-14.05	(wall directional sign)					GRA.25		
4D-C14	1	CORR	IN-17.05	(floor directory)					GRA.27		
4D100		EMS STORAGE	IN-03.01	4D100		IN-04.02	EMS Storage		GRA.14	GRA.16	

DIA-N											
Number	Location	Name	Sign Type 1	Message 1		Sign Type 2	Message 2		Sheet Number 1	Sheet Number 2	Notes
4D104C		TEACH COORD	IN-03.01-C	4D104C					GRA.15		
4D104D		COPY/WORK	IN-03.01	4D104D		IN-04.02	Copy Room		GRA.14	GRA.16	
4D104E		CLERICAL	IN-03.01-C	4D104E					GRA.15		
4D104F		CLERICAL	IN-03.01-C	4D104F					GRA.15		
4D109		STORAGE ACTIVE	IN-03.01	4D109		IN-04.02	Active Storage		GRA.14	GRA.16	
4D110		RECEIVING BREAKDOWN	IN-03.01	4D110		IN-04.02	Breakdown		GRA.14	GRA.16	
4D111		RECEIVING INVENTORY	IN-03.01	4D111		IN-04.02	Inventory		GRA.14	GRA.16	
4D118		WORK/ STOR (IDP)	IN-03.01	4D118		IN-04.02	Work Room		GRA.14	GRA.16	
4D119		DISPENSING SECURE	IN-03.01	4D119		IN-04.02	Secure Dispensing		GRA.14	GRA.16	
4D120		VAULT	IN-03.01	4D120					GRA.14		
4D122		SERVER	IN-03.01	4D122					GRA.14	#N/A	
4D123		SUPER	IN-03.01	4D123					GRA.14		
4D124		ASST CHIEF	IN-03.01	4D124					GRA.14		
4D125		CHIEF	IN-03.01	4D125					GRA.14		
4D126A		CLERICAL	IN-03.01-C	4D126A					GRA.15		
4D126B		CLERICAL	IN-03.01-C	4D126B					GRA.15		
4D128		IP CHEMO IV PREP	IN-03.01	4D128		IN-04.02	IP Chemo IV Prep		GRA.14	GRA.16	
4D130		ASEPTIC TRANSFER	IN-03.01	4D130		IN-04.02	Aseptic Transfer		GRA.14	GRA.16	
4D131		ANTE ROOM	IN-03.01	4D131		IN-04.02	Aseptic Transfer		GRA.14	GRA.16	
4D132		LOCKERS	IN-03.01	4D132		IN-04.02	Staff Lockers		GRA.14	GRA.16	
4D133		CLIN COOR	IN-03.01	4D133					GRA.14		







DIA-N											
Number	Location	Name	Sign Type 1	Message 1		Sign Type 2	Message 2		Sheet Number 1	Sheet Number 2	Notes
4D134		QM	IN-03.01-C	4D134					GRA.15		
4D135		SPEC PROJ	IN-03.01-C	4D135					GRA.15		
4D136A		INTERN	IN-03.01-C	4D136A					GRA.15		
4D136B		INTERN	IN-03.01-C	4D136B					GRA.15		
4D136C		INTERN	IN-03.01-C	4D136C					GRA.15		
4D136D		INTERN	IN-03.01-C	4D136D					GRA.15		
4D136E		INTERN	IN-03.01-C	4D136E					GRA.15		
4D136F		STUDY	IN-03.01-C	4D136F					GRA.15		
4D136G		STUDY	IN-03.01-C	4D136G					GRA.15		
4D138		ST	IN-09.03	 RESTROOM					GRA.20		
4D139		HK	IN-03.01	4D139		IN-04.02	HAC		GRA.14	GRA.16	
4D140		LOUNGE	IN-03.01	4D140		IN-04.02	Lounge		GRA.14	GRA.16	
4D141		CONFERENCE	IN-03.01	4D141		IN-07.02	Conference Room		GRA.14	GRA.19	
4D145		SOILED TRANSITION	IN-03.01	4D145		IN-04.02	Soiled Transition		GRA.14	GRA.16	
4D146	2	DECONTAMINATION	IN-17.05	(floor directory)					GRA.27		
4D146		DECONTAMINATION	IN-03.01	4D146		IN-04.02	Decon		GRA.14	GRA.16	
4D148		HK	IN-03.01	4D148		IN-04.02	HAC		GRA.14	GRA.16	
4D149		DETERGENT	IN-03.01	4D149		IN-04.02	Detergent		GRA.14	GRA.16	
4D150		CART WASH SERVICE	IN-03.01	4D150		IN-04.02	Cart Wash		GRA.14	GRA.16	
4D151		MANUAL EQUIP WASH	IN-03.01	4D151		IN-04.02	Equipment Wash		GRA.14	GRA.16	
4D152		STORAGE EQUIP & TEST	IN-03.01	4D152		IN-04.02	Equipment Storage		GRA.14	GRA.16	


DIA-N											
Number	Location	Name	Sign Type 1	Message 1		Sign Type 2	Message 2		Sheet Number 1	Sheet Number 2	Notes
4D155		PREP/ ASSEMBLY	IN-03.01	4D155		IN-04.02	Prep Assembly		GRA.14	GRA.16	
4D162		HK	IN-03.01	4D162		IN-04.02	HAC		GRA.14	GRA.16	
4D165		LOCKERS	IN-03.01	4D165		IN-04.02	Staff Lockers		GRA.14	GRA.16	
4D166		LOCKERS	IN-03.01	4D166		IN-04.02	Staff Lockers		GRA.14	GRA.16	
4D167		HC S T/S	IN-09.03	 RESTROOM					GRA.20		
4D168		HC S T/S	IN-09.03	 RESTROOM					GRA.20		
4D169	2	CONF TRAIN	IN-03.01	4D169					GRA.14		
4D169	2	CONF TRAIN	IN-07.02	Training Room					GRA.19		
4D169		CONF TRAIN	IN-03.01	4D169		IN-07.02	Conference Room		GRA.14	GRA.19	
4D170	2	BREAKOUT RECEIVE	IN-03.01	4D170					GRA.14		
4D170	2	BREAKOUT RECEIVE	IN-04.02	Receiving					GRA.16		
4D170	3	BREAKOUT RECEIVE	IN-03.01	4D170					GRA.14		
4D170	3	BREAKOUT RECEIVE	IN-04.02	Receiving					GRA.16		
4D170		BREAKOUT RECEIVE	IN-03.01	4D170		IN-04.02	Breakout		GRA.14	GRA.16	
4D171		VENDOR INSTRUMENT	IN-03.01	4D171		IN-04.02	Vendor Instruments		GRA.14	GRA.16	
4D172		CLERICAL	IN-03.01	4D172					GRA.14		
4D173		SECT LDR	IN-03.01	4D173					GRA.14		
4D174		ASST CHIEF	IN-03.01	4D174					GRA.14		
4D175		CHIEF	IN-03.01	4D175					GRA.14		
4D176		CLERICAL	IN-03.01	4D176					GRA.14		
4D178		COPY	IN-03.01	4D178		IN-04.02	Copy Room		GRA.14	GRA.16	








DIA-N											
Number	Location	Name	Sign Type 1	Message 1		Sign Type 2	Message 2		Sheet Number 1	Sheet Number 2	Notes
4D180		NORM ELEC	IN-03.01	4D180					GRA.14		
4D217		HK	IN-03.01	4D217		IN-04.02	HAC		GRA.14	GRA.16	
4D220	2	ELEV	IN-17.05	(floor directory)					GRA.27		
4D220		SERV ELEV LOBBY	IN-01.01.03	(small emergency exit plan)		IN-01.04	(elevator call button)		GRA.09	GRA.10	
4D221	2	CORR	IN-17.05	(floor directory)					GRA.27		
4D221		PAT ELEV LOBBY	IN-01.01.03	(small emergency exit plan)		IN-01.04	(elevator call button)		GRA.09	GRA.10	
4D223A		TELECOM	IN-03.01	4D223A					GRA.14		
4D223B		SECURITY	IN-03.01	4D223B					GRA.14		
4D225		CHUTE RM	IN-03.01	4D225		IN-04.02	Chute Room		GRA.14	GRA.16	
4D227		SERVICE BAY	IN-03.01	4D227					GRA.14		
4D227A		NORM ELEC	IN-03.01	4D227A					GRA.14		
4D227B		EMER ELEC	IN-03.01	4D227B		IN-04.02	Emergency Electrical		GRA.14	GRA.16	
4E-C02	1	T	IN-14.05	(wall directional sign)					GRA.25		
4E-C02	1	BLOOD BANK	IN-14.03	(wall directional sign)					GRA.24		
4E-C02	2	BLOOD BANK	IN-14.03	(wall directional sign)					GRA.24		
4E-C08A	1	TOXICOLOGY	IN-14.03	(wall directional sign)					GRA.24		
4D-C08A	2	COPY/WORK	IN-14.05	(wall directional sign)					GRA.25		
4E-C08B	1	ST	IN-13	 Restroom					GRA.23		
4E101	2	STORAGE	IN-03.01	4E101					GRA.14		
4E101	2	STORAGE	IN-04.02	Storage					GRA.16		
4E101		STORAGE	IN-03.01	4E101		IN-04.02	Storage		GRA.14	GRA.16	
4E102		CONFERENCE	IN-03.01	4E102		IN-07.02	Conference Room		GRA.14	GRA.19	



DIA-N											
Number	Location	Name	Sign Type 1	Message 1		Sign Type 2	Message 2		Sheet Number 1	Sheet Number 2	Notes
4E103A	2	SPEC ACCESS	IN-03.01	4E103A					GRA.14		
4E103A	2	SPEC ACCESS	IN-04.02	Spec Access					GRA.16		
4E103A	3	SPEC ACCESS	IN-03.01	4E103A					GRA.14		
4E103A	3	SPEC ACCESS	IN-04.02	Spec Access					GRA.16		
4E103A		SPEC ACCESS	IN-03.01	4E103A		IN-04.02	Spec Access		GRA.14	GRA.16	
4E105		MED TECH (BB)	IN-03.01	4E105					GRA.14		
4E106		HK	IN-03.01	4E106		IN-04.02	HAC		GRA.14	GRA.16	
4E107		MED TECH	IN-03.01	4E107					GRA.14		
4E108		STORAGE REFRIG	IN-03.01	4E108		IN-04.02	Cold Storage		GRA.14	GRA.16	
4E109		MED TECH (HEMATOLOGY)	IN-03.01	4E109					GRA.14		
4E110		STORAGE BULK	IN-03.01	4E110		IN-04.02	Bulk Storage		GRA.14	GRA.16	
4E111		MED TECH (NIGHT SUPER)	IN-03.01	4E111					GRA.14		
4E112	2	ST	IN-13	 Restroom					GRA.23		
4E112		ST	IN-09.03	 RESTROOM					GRA.20		
4E113		ST	IN-09.03	 RESTROOM					GRA.20		
4E114		STORAGE FLAMMABLE	IN-03.01	4E114		IN-04.02	Flammable Storage		GRA.14	GRA.16	
4E115		CLEAN STOR	IN-03.01	4E115		IN-04.02	Clean Storage		GRA.14	GRA.16	
4E116		STORAGE STERILE & PREP	IN-03.01	4E116		IN-04.02	Sterile Storage		GRA.14	GRA.16	
4E117		ST	IN-09.03	 RESTROOM					GRA.20		
4E118A		STUDENT	IN-03.01-C	4E118A					GRA.15		
4E118B		STUDENT	IN-03.01-C	4E118B					GRA.15		


DIA-N											
Number	Location	Name	Sign Type 1	Message 1		Sign Type 2	Message 2		Sheet Number 1	Sheet Number 2	Notes
4E119		CLASS/LAB	IN-03.01	4E119		IN-07.02	Classroom		GRA.14	GRA.19	
4E120		MED TECH	IN-03.01	4E120					GRA.14		
4E121		MED TECH (CHEMISTRY)	IN-03.01	4E121					GRA.14		
4E125	2	CLIN CHEM	IN-03.01	4E125					GRA.14		
4E125	2	CLIN CHEM	IN-04.02	Clin Chem					GRA.16		
4E125	2	HEMA COAG/ROUTINE LAB	IN-03.01	4E125					GRA.14		
4E125		CLIN CHEM	IN-03.01	4E125		IN-04.02			GRA.14	GRA.16	
4E125A	2	HEMA COAG/ROUTINE LAB	IN-04.02	Routing Lab					GRA.16		
4E125A		CLST	IN-03.01	4E125A		IN-04.02	Closet		GRA.14	GRA.16	
4E125E		HEMA COAG/ROUTINE LAB	IN-03.01	4E125E		IN-04.02	Hematology Lab		GRA.14	GRA.16	
4E127		TOXICOLOGY	IN-03.01	4E127		IN-04.02	Toxicology		GRA.14	GRA.16	
4E129A		BLOOD BANK	IN-03.01	4E129A		IN-04.02	Blood Bank		GRA.14	GRA.16	
4E135		BIO MED CIMN	IN-03.01	4E135		IN-04.02	Biomed		GRA.14	GRA.16	
4E136		EC	IN-03.01	4E136					GRA.14		
4E137	2	EMS STORAGE	IN-03.01	4E137					GRA.14		
4E137	2	EMS STORAGE	IN-04.02	EMS Storage					GRA.16		
4E137		EMS STORAGE	IN-03.01	4E137		IN-04.02	EMS Storage		GRA.14	GRA.16	
4E137A		CHEM STOR	IN-03.01	4E137A		IN-04.02	Chemical Storage		GRA.14	GRA.16	
4E138		H CYLINDER	IN-03.01	4E138		IN-04.02	H Cylinder		GRA.14	GRA.16	
4E145		EMER COMMAND CENTER	IN-03.01	4E145		IN-04.02	Emergency Command Center		GRA.14	GRA.16	
4E227		SERVICE BAY	IN-03.01	4E227					GRA.14		

DIA-N											
Number	Location	Name	Sign Type 1	Message 1		Sign Type 2	Message 2		Sheet Number 1	Sheet Number 2	Notes
4E227A		TELECOM	IN-03.01	4E227A					GRA.14		
4E227B		SECURITY	IN-03.01	4E227B					GRA.14		
4E227C		EMER ELEC	IN-03.01	4E227C		IN-04.02	Emergency Electrical		GRA.14	GRA.16	
4E227D		NORM ELEC	IN-03.01	4E227D					GRA.14		
4E227E		SERVICE BAY	IN-03.01	4E227E					GRA.14		
LEVEL 5											
5-STD-01	2		IN-13	 Stair					GRA.23		
5-STD-01		STAIR	IN-09.07	 STAIR		IN-01.11	STAIR STD-1 NO ROOF ACCESS 5 ↓ EXIT DOWN TO FLOOR 1 1 THROUGH 5		GRA.21	GRA.12	
5-STD-05	2	T	IN-13	 Stair					GRA.23		
5-STD-05		STAIR	IN-09.07	 STAIR		IN-01.11	STAIR STD-5 ROOF ACCESS 5 ↓ EXIT DOWN TO FLOOR 1 1 THROUGH 6		GRA.21	GRA.12	
5D-C01A	1		IN-13	 Elevator					GRA.23		
5D-C01B	1	ST	IN-14.03	(wall directional sign)					GRA.24		
5D-C01B	2	CORR	IN-03.01	5D-C01B					GRA.14		
5D-C01B	2	CORR	IN-04.02	(department name)					GRA.16		
5D-C06A		CORR	IN-09.07	 STAIR		IN-1.11			GRA.21	#N/A	
5D-C11	1	CORR	IN-14.05	(wall directional sign)					GRA.25		
5D101		SOILED	IN-03.01	5D101		IN-04.02	Soiled Utility		GRA.14	GRA.16	



DIA-N											
Number	Location	Name	Sign Type 1	Message 1		Sign Type 2	Message 2		Sheet Number 1	Sheet Number 2	Notes
5D102	2	HOUSE STAFF	IN-03.01	5D102					GRA.14		
5D102	2	HOUSE STAFF	IN-04.02	House Staff					GRA.16		
5D102		HOUSE STAFF	IN-03.01	5D102		IN-07.02	Conference Room		GRA.14	GRA.19	
5D103		PSYCH	IN-03.01	5D103					GRA.14		
5D105		PSYCH	IN-03.01	5D105					GRA.14		
5D106		DIET/PHAR	IN-03.01	5D106					GRA.14		
5D107		PSYCH	IN-03.01	5D107					GRA.14		
5D108		ST	IN-09.03	 RESTROOM					GRA.20		
5D109		SW	IN-03.01	5D109					GRA.14		
5D111		SW	IN-03.01	5D111					GRA.14		
5D115		HEAD NURSE	IN-03.01	5D115					GRA.14		
5D116		RECYCLING AREA	IN-03.01	5D116		IN-04.02	Recycling		GRA.14	GRA.16	
5D118		STOR	IN-03.01	5D118		IN-04.02	Storage		GRA.14	GRA.16	
5D120		UNASSIGNED	IN-03.01	5D120					GRA.14		
5D120A		KITCHEN	IN-03.01	5D120A		IN-04.02	Kitchen		GRA.14	GRA.16	
5D120B		DINING	IN-03.01	5D120B		IN-04.02	Dining		GRA.14	GRA.16	
5D120C		NOUR	IN-03.01	5D120C		IN-04.02	Nourishment		GRA.14	GRA.16	
5D121		CLEAN	IN-03.01	5D121		IN-04.02	Clean Utility		GRA.14	GRA.16	
5D122		DAYROOM	IN-03.01	5D122		IN-04.02	Dayroom		GRA.14	GRA.16	
5D122A		NORM ELEC	IN-03.01	5D122A					GRA.14		
5D122B		EMER ELEC	IN-03.01	5D122B		IN-04.02	Emergency Electrical		GRA.14	GRA.16	

DIA-N											
Number	Location	Name	Sign Type 1	Message 1		Sign Type 2	Message 2		Sheet Number 1	Sheet Number 2	Notes
5D123		RELAX	IN-03.01	5D123		IN-04.02	Relaxation Room		GRA.14	GRA.16	
5D124		STOR PATIENT	IN-03.01	5D124		IN-04.02	Patient Storage		GRA.14	GRA.16	
5D125	2	T	IN-13	 Restroom					GRA.23		
5D125		T	IN-09.03	  RESTROOM					GRA.20		
5D126		WAITING	IN-03.01	5D126		IN-04.02	Waiting		GRA.14	GRA.16	
5D126A		T	IN-09.03	  RESTROOM					GRA.20		
5D128		CONF/ CLASS	IN-03.01	5D128		IN-07.02	Classroom		GRA.14	GRA.19	
5D128A		STOR	IN-03.01	5D128A		IN-04.02	Storage		GRA.14	GRA.16	
5D129		INTERVIEW CONSULT	IN-03.01	5D129		IN-04.02	Consultation		GRA.14	GRA.16	
5D131		EXAM	IN-03.01	5D131		IN-04.02	Exam Room		GRA.14	GRA.16	
5D132		EQUIP STOR	IN-03.01	5D132		IN-04.02	Equipment Storage		GRA.14	GRA.16	
5D136		QUIET	IN-03.01	5D136		IN-04.02	Quiet Room		GRA.14	GRA.16	
5D137		ANTE	IN-03.01	5D137		IN-04.02	Patient Holding		GRA.14	GRA.16	
5D137A		RESTRAINT	IN-03.01	5D137A		IN-05.02	(patient room identification)		GRA.14	GRA.18	
5D137B		ISOLATION	IN-03.01	5D137B		IN-05.02	(patient room identification)		GRA.14	GRA.18	
5D137C		T	IN-09.03	  RESTROOM					GRA.20		
5D140		PATIENT	IN-03.01	5D140		IN-05.02	(patient room identification)		GRA.14	GRA.18	
5D141		HK & EMS STOR	IN-03.01	5D141		IN-04.02	HAC & EMS Storage		GRA.14	GRA.16	
5D142		PATIENT	IN-03.01	5D142		IN-05.02	(patient room identification)		GRA.14	GRA.18	
5D143		STAFF LOUNGE	IN-03.01	5D143		IN-04.02	Staff Lounge		GRA.14	GRA.16	
5D144		PATIENT	IN-03.01	5D144		IN-05.02	(patient room identification)		GRA.14	GRA.18	

DIA-N											
Number	Location	Name	Sign Type 1	Message 1		Sign Type 2	Message 2		Sheet Number 1	Sheet Number 2	Notes
5D145		STAFF LOCKER	IN-03.01	5D145		IN-04.02	Staff Lockers		GRA.14	GRA.16	
5D145A		ST	IN-09.03	 RESTROOM					GRA.20		
5D146		PATIENT	IN-03.01	5D146		IN-05.02	(patient room identification)		GRA.14	GRA.18	
5D147		SEMI-PVT PATIENT	IN-03.01	5D147		IN-05.02	(patient room identification)		GRA.14	GRA.18	
5D148		PATIENT	IN-03.01	5D148		IN-05.02	(patient room identification)		GRA.14	GRA.18	
5D149		SEMI-PVT PATIENT	IN-03.01	5D149		IN-05.02	(patient room identification)		GRA.14	GRA.18	
5D150	2	T/SHAVE	IN-13	 Restroom					GRA.23		
5D150		T/SHAVE	IN-09.03						GRA.20		
5D151A		COMM CTR	IN-04.02	COMMAND CENTER					GRA.16		
5D151B		MED	IN-03.01	5D151B		IN-04.02	Med		GRA.14	GRA.16	
5D151C		WARD CLERK	IN-03.01-C	5D151C					GRA.15		
5D152		PATIENT LAUNDRY	IN-03.01	5D152		IN-04.02	Patient Laundry		GRA.14	GRA.16	
5D153		CONF/ REPORT	IN-03.01	5D153		IN-07.02	Conference Room		GRA.14	GRA.19	
5D155		PATIENT	IN-03.01	5D155		IN-05.02	(patient room identification)		GRA.14	GRA.18	
5D156		PATIENT	IN-03.01	5D156		IN-05.02	(patient room identification)		GRA.14	GRA.18	
5D157		PATIENT	IN-03.01	5D157		IN-05.02	(patient room identification)		GRA.14	GRA.18	
5D158		PATIENT	IN-03.01	5D158		IN-05.02	(patient room identification)		GRA.14	GRA.18	
5D159		PATIENT	IN-03.01	5D159		IN-05.02	(patient room identification)		GRA.14	GRA.18	
5D160		PATIENT	IN-03.01	5D160		IN-05.02	(patient room identification)		GRA.14	GRA.18	
5D161		PATIENT	IN-03.01	5D161		IN-05.02	(patient room identification)		GRA.14	GRA.18	
5D162		PATIENT	IN-03.01	5D162		IN-05.02	(patient room identification)		GRA.14	GRA.18	

DIA-N											
Number	Location	Name	Sign Type 1	Message 1		Sign Type 2	Message 2		Sheet Number 1	Sheet Number 2	Notes
5D163		SEMI-PVT PATIENT	IN-03.01	5D163		IN-05.02	(patient room identification)		GRA.14	GRA.18	
5D164		PATIENT	IN-03.01	5D164		IN-05.02	(patient room identification)		GRA.14	GRA.18	
5D165		GROUP	IN-03.01	5D165		IN-04.02	Group Room		GRA.14	GRA.16	
5D170		SOLARIUM	IN-03.01	5D170		IN-04.02	Solarium		GRA.14	GRA.16	
5D221	2	SERV/PAT ELEV LOBBY	IN-17.05	(floor directory)					GRA.27		
5D221		SERV/PAT ELEV LOBBY	IN-01.01.03	(small emergency exit plan)		IN-01.04	(elevator call button)		GRA.09	GRA.10	
5D223A		TELECOM	IN-03.01	5D223A					GRA.14		
5D223B		SECURITY	IN-03.01	5D223B					GRA.14		
5D225		TRASH/LINEN CHUTE	IN-03.01	5D225		IN-04.02	Trash/Linen Chute		GRA.14	GRA.16	
5E227		MECHANICAL PENTHOUSE	IN-03.01	5E227					GRA.14		
5E229		SERVICE BAY	IN-03.01	5E229					GRA.14		
5E229A		NORM ELEC	IN-03.01	5E229A		IN-04.02	Electrical		GRA.14	GRA.16	
5E229B		EMER ELEC	IN-03.01	5E229B		IN-04.02	Emergency Electrical		GRA.14	GRA.16	
5E230	2	CYLINDER GAS	IN-03.01	5E230					GRA.14		
5E230	2	CYLINDER GAS	IN-04.02	Cylinder Gas					GRA.16		
5E230		CYLINDER GAS	IN-03.01	5E230		IN-04.02	Cylinder Gas		GRA.14	GRA.16	
5E231		PIPE CLOSET	IN-03.01	5E231					GRA.14		
LEVEL 6											
6-STD-05		STAIR	IN-09.07	 STAIR		IN-01.11	STAIR STD-5 ROOF ACCESS 6 ↓ EXIT DOWN TO FLOOR 1 1 THROUGH 6		GRA.21	GRA.12	


DIA-N											
Number	Location	Name	Sign Type 1	Message 1		Sign Type 2	Message 2		Sheet Number 1	Sheet Number 2	Notes
6D100		MECHANICAL	IN-03.01	6D100					GRA.14		
STD-5		STAIR	IN-03.01	STD-5		IN-07.02	Conference Room		GRA.14	GRA.19	



DIA-S											
Number	Location	Name	Sign Type 1	Message 1		Sign Type 2	Message 2		Sheet Number 1	Sheet Number 2	Notes
LEVEL 1	DIA- SOUTH										
1-STF-02	2	SERV ELEV LOBBY	IN-13	 Stair					GRA.23		
1-STF-02		STAIR	IN-09.07	 STAIR		IN-01.11	STAIR STF-2 ROOF ACCESS 1 EXIT THIS LEVEL 1 THROUGH 5		GRA.21	GRA.12	
1-STF-04	2		IN-13	 Stair					GRA.23		
1-STF-04	3		IN-01.10	(stair identification)					GRA.11		
1-STF-04		STAIR	IN-09.07	 STAIR		IN-01.11	STAIR STF-4 ROOF ACCESS 1 EXIT THIS LEVEL 1 THROUGH 4		GRA.21	GRA.12	
1-STG-03	2		IN-13	 Stair					GRA.23		
1-STG-03	3		IN-01.10	(stair identification)					GRA.11		
1-STG-03		STAIR	IN-09.07	 STAIR		IN-01.11	STAIR STG-3 ROOF ACCESS 1 EXIT THIS LEVEL 1 THROUGH 5		GRA.21	GRA.12	
1A202		WHEELCHAIR STORAGE	IN-03.01	1A202		IN-04.02	WC Storage		GRA.14	GRA.16	
1F-C01A	1	CORR	IN-14.05	(wall directional sign)					GRA.25	#N/A	
1F-C02A		CORR	IN-03.01	1F-C02A		IN-04.02	Food Service Offices		GRA.14	GRA.16	
1F-C02B		CORR	IN-03.01	1F-C02B		IN-04.02	Food Service Offices		GRA.14	GRA.16	
1F-C03A	1	FOOD SERV ELEV LOBBY	IN-14.03	(wall directional sign)					GRA.24		
1F-C05B	1	CORR	IN-14.05	(wall directional sign)					GRA.25	#N/A	
1F-C05B	2	CORR	IN-14.05	(wall directional sign)					GRA.25	#N/A	
1F-C06	1	CORR	IN-14.05	(wall directional sign)					GRA.25	#N/A	

DIA-S											
Number	Location	Name	Sign Type 1	Message 1		Sign Type 2	Message 2		Sheet Number 1	Sheet Number 2	Notes
1F100	2	PUB ELEV LOBBY	IN-13	🚪 Elevator					GRA.23		
1F100	3	PUB ELEV LOBBY	IC-02.01	(concourse elevator directory)					GRA.31		
1F100		PUB ELEV LOBBY	IN-01.01.03	(small emergency exit plan)		IN-01.04	(elevator call button)		GRA.09	GRA.10	
1F101C		DINING ROOM	IN-16.09	Canteen					GRA.26		
1F101D		PRIVATE DINNING	IN-03.01	1F101D					GRA.14		
1F103A		HK	IN-03.01	1F103A		IN-04.02	HAC		GRA.14	GRA.16	
1F104	2	DISHWASHING	IN-03.01	1F104					GRA.14		
1F104	2	DISHWASHING	IN-04.02	Dishwashing					GRA.16		
1F104		DISHWASHING	IN-03.01	1F104		IN-04.02	Dishwashing		GRA.14	GRA.16	
1F105	2	PREP KITCHEN	IN-03.01	1F105					GRA.14		
1F105	2	PREP KITCHEN	IN-04.02	Prep Kitchen					GRA.16		
1F105		PREP KITCHEN	IN-03.01	1F105		IN-04.02	Prep Kitchen		GRA.14	GRA.16	
1F106		DRY GOODS STOR	IN-03.01	1F106		IN-04.02	Dry Goods Storage		GRA.14	GRA.16	
1F109		NON-FOOD STOR	IN-03.01	1F109		IN-04.02	Non-Food Storage		GRA.14	GRA.16	
1F110		VCS CHIEF	IN-03.01	1F110					GRA.14		
1F111		ASSIST CHIEF FOOD	IN-03.01	1F111					GRA.14		
1F112B		CLERK	IN-03.01-C	1F112B					GRA.15		
1F112C		CLERK	IN-03.01-C	1F112C					GRA.15		
1F112D		CLERK	IN-03.01-C	1F112D					GRA.15		
1F112E		CLERK	IN-03.01-C	1F112E					GRA.15		
1F115		RECEPTION	IN-03.01-C	1F115					GRA.15		
1F116		MONEY COUNT	IN-03.01	1F116					GRA.14		

DIA-S											
Number	Location	Name	Sign Type 1	Message 1		Sign Type 2	Message 2		Sheet Number 1	Sheet Number 2	Notes
1F117		ASSIST CHIEF RETAIL	IN-03.01	1F117					GRA.14		
1F118		ASSIST CHIEF RETAIL	IN-03.01	1F118					GRA.14		
1F120		MALE TOILET & LOCKERS	IN-03.01	1F120		IN-04.02	Staff Lockers- Men		GRA.14	GRA.16	
1F121		FEMALE TOILET & LOCKERS	IN-03.01	1F121		IN-04.02	Staff Lockers- Women		GRA.14	GRA.16	
1F125	2	FOOD SERV ELEV LOBBY	IN-17.05	(floor directory)					GRA.27	#N/A	
1F125		FOOD SERV ELEV LOBBY	IN-01.01.03	(small emergency exit plan)		IN-01.04	(elevator call button)		GRA.09	GRA.10	
1F126			IN-03.01	1F126					GRA.14		
1F126	2		IN-04.02	Dock					GRA.16		
1F126	2	DOCK	IN-03.01	1F126		IN-04.02	Dock		GRA.14	GRA.16	
1F127		MAIL	IN-03.01	1F127		IN-04.02	Mail		GRA.14	GRA.16	
1F128		EC	IN-03.01	1F128					GRA.14		
1F129		HK	IN-03.01	1F129		IN-04.02	HAC		GRA.14	GRA.16	
1F130		CANTEEN EQUIP	IN-03.01	1F130		IN-04.02	Canteen Equipment		GRA.14	GRA.16	
1F131		STAFF LOUNGE	IN-03.01	1F131		IN-04.02	Staff Lounge		GRA.14	GRA.16	
1F132		CHUTE RM	IN-03.01	1F132		IN-04.02	Chute Room		GRA.14	GRA.16	
1F133		UNASSIGNED	IN-03.01	1F133					GRA.14		
1F178 D		HK	IN-03.01	1F178 D		IN-04.02	HAC		GRA.14	GRA.16	
1F193	2	FOOD SERV ELEV LOBBY	IN-17.05	(floor directory)					GRA.27	#N/A	
1F193		SERV ELEV LOBBY	IN-01.01.03	(small emergency exit plan)		IN-01.04	(elevator call button)		GRA.09	GRA.10	
1F227		SERVICE BAY	IN-03.01	1F227					GRA.14		
1F227A		SECURITY	IN-03.01	1F227A					GRA.14		
1F227B		TELECOM	IN-03.01	1F227B					GRA.14		



DIA-S											
Number	Location	Name	Sign Type 1	Message 1		Sign Type 2	Message 2		Sheet Number 1	Sheet Number 2	Notes
1F227C		NORM ELEC	IN-03.01	1F227C					GRA.14	#N/A	
1F227D		EMER ELEC	IN-03.01	1F227D		IN-04.02	Emergency Electrical		GRA.14	GRA.16	
1FC03		CORR	IN-01.01.03	(small emergency exit plan)		IN-01.04	(elevator call button)		GRA.09	GRA.10	
1G-02B	1	CORR	IN-14.05	(wall directional sign)					GRA.25	#N/A	
1G-02B	2	CORR	IN-14.05	(wall directional sign)					GRA.25	#N/A	
1G-C02A	1	CORR	IN-14.05	(wall directional sign)					GRA.25	#N/A	
1G-C02A	2	CORR	IN-14.05	(wall directional sign)					GRA.25	#N/A	
1G-C03	1	CORR	IN-14.05	(wall directional sign)					GRA.25	#N/A	
1G-C06		CORR	IN-03.01	1G-C06					GRA.14		
1G-C06	2	CORR	IN-04.02	(dept name) Offices					GRA.16		
1G-C08	2	CORR	IN-03.01	1G-C08		IN-04.02	Security Offices		GRA.14	GRA.16	
1G-C09		CORR	IN-03.01	1G-C09					GRA.14		
1G-C09	1	CORR	IN-04.02	(dept name) Offices					GRA.16		
1G-C09	1	CORR	IN-03.01	1G-C09					GRA.14		
1G-C09	2	CORR	IN-04.02	(dept name) Offices					GRA.16		
1G-C09	2	CORR	IN-03.01	1G-C09					GRA.14		
1G-C09	3	CORR	IN-04.02	(dept name) Offices					GRA.16		
1G-C09	3	CORR	IN-03.01	1G-C09					GRA.14		
1G-C09	4	CORR	IN-04.02	(dept name) Offices					GRA.16		
1G-C16	4	CORR	IN-03.01	1G-C16					GRA.14		
1G-C16	2	CORR	IN-04.02	(dept name) Offices					GRA.16		
1G-C16	2	CORR	IN-03.01	1G-C16		IN-04.02	Security Offices		GRA.14	GRA.16	

DIA-S											
Number	Location	Name	Sign Type 1	Message 1		Sign Type 2	Message 2		Sheet Number 1	Sheet Number 2	Notes
1G-C18		CORR	IN-03.01	1G-C18					GRA.14		
1G-C18	1	CORR	IN-04.02	(dept name) Offices					GRA.16		
1G-C18	1	CORR	IN-03.01	1G-C18					GRA.14		
1G-C18	2	PC TECH	IN-04.02	PC Tech					GRA.16		
1G-C18	2	CORR	IN-03.01	1G-C18					GRA.14		
1G-C18	3	CORR	IN-04.02	(dept name) Offices					GRA.16		
1G100A	2	FEMALE	IN-09.02	 WOMEN					GRA.20		
1G100B		MALE	IN-09.01	 MEN					GRA.20		
1G101		T	IN-09.03	 RESTROOM					GRA.20		
1G102		T	IN-13	 Restroom					GRA.23		
1G102	2	T	IN-09.03	 RESTROOM					GRA.20		
1G104		STORAGE	IN-03.01	1G104		IN-04.02	Storage		GRA.14	GRA.16	
1G105		SIGN-IN	IN-03.01	1G105		IN-04.02	Sign-In		GRA.14	GRA.16	
1G106		STORAGE	IN-03.01	1G106		IN-04.02	Storage		GRA.14	GRA.16	
1G107		MULTI-PURPOSE WORK	IN-03.01	1G107					GRA.14		
1G107	2	MULTI-PURPOSE WORK	IN-07.02	Multi-Purpose Room					GRA.19		
1G107	2	MULTI-PURPOSE WORK	IN-03.01	1G107		IN-04.02	Work Room		GRA.14	GRA.16	
1G108		VOLUNTEER LOUNGE	IN-03.01	1G108		IN-04.02	Volunteer Lounge		GRA.14	GRA.16	
1G109		OFFICER	IN-03.01	1G109					GRA.14		
1G110		OFFICER	IN-03.01	1G110					GRA.14		
1G111		CHIEF OF SERVICE	IN-03.01	1G111					GRA.14		






DIA-S											
Number	Location	Name	Sign Type 1	Message 1		Sign Type 2	Message 2		Sheet Number 1	Sheet Number 2	Notes
1G113			IN-03.01	1G113					GRA.14		
1G113	2		IN-07.02	Multi-Purpose Room					GRA.19		
1G113	2	CONFERENCE	IN-03.01	1G113		IN-07.02	Conference Room		GRA.14	GRA.19	
1G114		CLERICAL	IN-03.01-C	1G114					GRA.15		
1G115		WS,VAVS ORGANIZATION	IN-03.01-C	1G115					GRA.15		Qty 4
1G116		RECEPTION/SECY	IN-03.01-C	1G116					GRA.15		Qty 3
1G118		STAFF LOUNGE	IN-03.01	1G118		IN-04.02	Staff Lounge		GRA.14	GRA.16	
1G120		UNASSIGNED	IN-03.01	1G120					GRA.14		
1G121		ST	IN-09.03	 RESTROOM					GRA.20		
1G122		ST	IN-09.03	 RESTROOM					GRA.20		
1G123A		DISPATCH	IN-03.01	1G123A					GRA.14		
1G123B		BREAK	IN-03.01	1G123B		IN-04.02	Break Room		GRA.14	GRA.16	
1G125		HK	IN-03.01	1G125		IN-04.02	HAC		GRA.14	GRA.16	
1G128		STRETCHER STOR	IN-03.01	1G128		IN-04.02	Stretchers		GRA.14	GRA.16	
1G129		LOCKERS	IN-03.01	1G129		IN-04.02	Staff Lockers		GRA.14	GRA.16	
1G130		COPY	IN-03.01	1G130		IN-04.02	Copy Room		GRA.14	GRA.16	
1G132		CLERICAL	IN-03.01-C	1G132					GRA.15		
1G133		CHIEF	IN-03.01	1G133					GRA.14		
1G134		AO OFFICE	IN-03.01	1G134					GRA.14		
1G135		OFFICE	IN-03.01	1G135					GRA.14		
1G138		CONF/ TRAINING	IN-03.01	1G138		IN-07.02	Classroom		GRA.14	GRA.19	



DIA-S											
Number	Location	Name	Sign Type 1	Message 1		Sign Type 2	Message 2		Sheet Number 1	Sheet Number 2	Notes
1G139		SECURITY COMMAND CENTER	IN-03.01	1G139		IN-04.02	Security Command Ctr		GRA.14	GRA.16	
1G139A		SCC RACK ROOM	IN-03.01	1G139A		IN-04.02	SCC Rack Room		GRA.14	GRA.16	
1G140A		FEMALE LOCKER	IN-03.01	1G140A		IN-04.02	Staff Lockers- Women		GRA.14	GRA.16	
1G141A		MALE LOCKER	IN-03.01	1G141A		IN-04.02	Staff Lockers- Men		GRA.14	GRA.16	
1G145		ARMORY	IN-03.01	1G145					GRA.14		
1G146		ARMORY STORAGE	IN-03.01	1G146					GRA.14		
1G147		ID/KEY STORAGE	IN-03.01	1G147					GRA.14		
1G148		ID/REG ISSUE	IN-03.01	1G148					GRA.14		
1G148	2	ID/REG ISSUE	IN-04.02	ID Issue					GRA.16		
1G148	2	ID/REG ISSUE	IN-03.01	1G148		IN-04.02	ID Issue		GRA.14	GRA.16	
1G149		ID ISSUE WAIT	IN-03.01	1G149		IN-04.02	ID Waiting		GRA.14	GRA.16	
1G150		COPIER	IN-03.01	1G150		IN-04.02	Copy Room		GRA.14	GRA.16	
1G151		EVIDENCE	IN-03.01	1G151					GRA.14		
1G152		CHIEF OF SERVICE	IN-03.01	1G152					GRA.14		
1G153		ASST CHIEF	IN-03.01	1G153					GRA.14		
1G154		ASST CHIEF	IN-03.01	1G154					GRA.14		
1G155		LT/SGT SUPER	IN-03.01	1G155					GRA.14		
1G156		DETECTIVE	IN-03.01	1G156					GRA.14		
1G157		PHYSICAL SECUR OFFICER	IN-03.01	1G157					GRA.14		
1G158		TRAINING OFFICER	IN-03.01	1G158					GRA.14		
1G159		DETECTIVE	IN-03.01	1G159					GRA.14		








DIA-S											
Number	Location	Name	Sign Type 1	Message 1		Sign Type 2	Message 2		Sheet Number 1	Sheet Number 2	Notes
1G160		HOLDING	IN-03.01	1G160		IN-04.02	Holding		GRA.14	GRA.16	
1G161A		CLER	IN-03.01-C	1G161A					GRA.15		
1G161B		CLER	IN-03.01-C	1G161B					GRA.15		
1G161C		CLER	IN-03.01-C	1G161C					GRA.15		
1G161D		CLER	IN-03.01-C	1G161D					GRA.15		
1G161E		CLER	IN-03.01-C	1G161E					GRA.15		
1G161F		CLER	IN-03.01-C	1G161F					GRA.15		
1G161G		CLER	IN-03.01-C	1G161G					GRA.15		
1G161H		CLER	IN-03.01-C	1G161H					GRA.15		
1G161I		CLER	IN-03.01-C	1G161I					GRA.15		
1G161J		CLER	IN-03.01-C	1G161J					GRA.15		
1G161K		CLER	IN-03.01-C	1G161K					GRA.15		
1G161L		UNASSIGNED	IN-03.01-C	1G161L					GRA.15		
1G162		SECY/ WAITING	IN-03.01-C	1G162					GRA.15		
1G165		PC TECH	IN-03.01-C	1G165					GRA.15		
1G166A		PC TECH	IN-03.01-C	1G166A					GRA.15		
1G166B		PC TECH	IN-03.01-C	1G166B					GRA.15		
1G167		COMP ADP STOR	IN-03.01	1G167					GRA.14		
1G167	2	COMP ADP STOR	IN-04.02	Comp ADP Storage					GRA.16		
1G167	2	COMP ADP STOR	IN-03.01	1G167		IN-04.02	Computer ADP Storage		GRA.14	GRA.16	
1G167A		EQUIP STORAGE	IN-03.01	1G167A		IN-04.02	Equipment Storage		GRA.14	GRA.16	


DIA-S											
Number	Location	Name	Sign Type 1	Message 1		Sign Type 2	Message 2		Sheet Number 1	Sheet Number 2	Notes
1G167B		ADP STORAGE	IN-03.01	1G167B		IN-04.02	ADP Storage		GRA.14	GRA.16	
1G168		OFFICE CIO	IN-03.01	1G168					GRA.14		
1G169		OFFICE ASST CH	IN-03.01	1G169					GRA.14		
1G170		OFFICE BUDGET	IN-03.01	1G170					GRA.14		
1G171		OFFICE SEC CH	IN-03.01	1G171					GRA.14		
1G172		OFFICE SEC CH	IN-03.01	1G172					GRA.14		
1G173		COPY ROOM	IN-03.01	1G173		IN-04.02	Copy Room		GRA.14	GRA.16	
1G174		WORK AREA	IN-03.01	1G174					GRA.14		
1G175		PROF STAFF	IN-03.01	1G175					GRA.14		
1G176		PROGRAM	IN-03.01-C	1G176					GRA.15		
1G177		SECY	IN-03.01-C	1G177					GRA.15		
1G178A		PROF STAFF	IN-03.01-C	1G178A					GRA.15		
1G178B		PROF STAFF	IN-03.01-C	1G178B					GRA.15		
1G178C		PROF STAFF	IN-03.01-C	1G178C					GRA.15		
1G178D		PROF STAFF	IN-03.01-C	1G178D					GRA.15		
1G178E		PROF STAFF	IN-03.01-C	1G178E					GRA.15		
1G178F		PROF STAFF	IN-03.01-C	1G178F					GRA.15		
1G178G		PROF STAFF	IN-03.01-C	1G178G					GRA.15		
1G178H		PROF STAFF	IN-03.01-C	1G178H					GRA.15		
1G180		ST	IN-09.03	 RESTROOM					GRA.20		
1G181		ST	IN-09.03	 RESTROOM					GRA.20		









DIA-S											
Number	Location	Name	Sign Type 1	Message 1		Sign Type 2	Message 2		Sheet Number 1	Sheet Number 2	Notes
1G182		PROF STAFF	IN-03.01	1G182					GRA.14		
1G183		PROGRAM	IN-03.01-C	1G183					GRA.15		
1G184		PAGERS CELLS	IN-03.01	1G184		IN-04.02	Pagers/Cells		GRA.14	GRA.16	
1G185A		PC TECH	IN-03.01-C	1G185A					GRA.15		
1G185B		PC TECH	IN-03.01-C	1G185B					GRA.15		
1G185C		PC TECH	IN-03.01-C	1G185C					GRA.15		
1G185D		PC TECH	IN-03.01-C	1G185D					GRA.15		
1G185E		PC TECH	IN-03.01-C	1G185E					GRA.15		
1G185F		PC TECH	IN-03.01-C	1G185F					GRA.15		
1G185G		PC TECH	IN-03.01-C	1G185G					GRA.15		
1G185H		PC TECH	IN-03.01-C	1G185H					GRA.15		
1G185I		PC TECH	IN-03.01-C	1G185I					GRA.15		
1G186		REF LIB	IN-03.01	1G186		IN-04.02	Reference Library		GRA.14	GRA.16	
1G188A		HELP	IN-03.01-C	1G188A					GRA.15		
1G188B		HELP	IN-03.01-C	1G188B					GRA.15		
1G189			IN-03.01	1G189					GRA.14		
1G189	2		IN-04.02	Customer Service					GRA.16		
1G189	2	CUSTOMER SERVICE	IN-03.01	1G189		IN-04.02	Customer Service		GRA.14	GRA.16	
1G190		HELP	IN-03.01-C	1G190					GRA.15		
1G191		LAPTOPS	IN-03.01	1G191					GRA.14		
1G195		EC	IN-03.01	1G195					GRA.14		



DIA-S											
Number	Location	Name	Sign Type 1	Message 1		Sign Type 2	Message 2		Sheet Number 1	Sheet Number 2	Notes
1G196		CONFERENCE	IN-03.01	1G196		IN-07.02	Conference Room		GRA.14	GRA.19	
1G197		UNASSIGNED	IN-03.01	1G197					GRA.14		
1G198		WC STORAGE	IN-03.01	1G198					GRA.14		
1G198	2	WC STORAGE	IN-04.02	WC Storage					GRA.16		
1G198	2	WC STORAGE	IN-03.01	1G198		IN-04.02	WC Storage		GRA.14	GRA.16	
1G227		SERVICE BAY	IN-03.01	1G227					GRA.14		
1G227A		NORM ELEC	IN-03.01	1G227A		IN-04.02	Electrical		GRA.14	GRA.16	
1G227B		EMER ELEC	IN-03.01	1G227B		IN-04.02	Emergency Electrical		GRA.14	GRA.16	
1G227C		TELECOM	IN-03.01	1G227C					GRA.14		
1G227D		SECURITY	IN-03.01	1G227D					GRA.14		
LEVEL 2											
2-STF-02	2	STAIR	IN-13	 Stair					GRA.23		
2-STF-02		STAIR	IN-09.07	 STAIR		IN-01.11	STAIR STF-2 ROOF ACCESS 1 ↓ EXIT DOWN TO FLOOR 1 1 THROUGH 5		GRA.21	GRA.12	
2-STF-04			IN-13	 Stair					GRA.23		
2-STF-04	2	STAIR	IN-09.07	 STAIR		IN-01.11	STAIR STF-4 NO ROOF ACCESS 2 ↓ EXIT DOWN TO FLOOR 1 1 THROUGH 4		GRA.21	GRA.12	
2-STG-03			IN-13	 Stair					GRA.23		

DIA-S											
Number	Location	Name	Sign Type 1	Message 1		Sign Type 2	Message 2		Sheet Number 1	Sheet Number 2	Notes
2-STG-03	2	STAIR	IN-09.07	 STAIR		IN-01.11	STAIR STG-3 ROOF ACCESS 2 ↓ EXIT DOWN TO FLOOR 1 1 THROUGH 5		GRA.21	GRA.12	
2F-C01	2	BONE DENS	IN-14.05	(wall directional sign)					GRA.25		
2F-C01	1	ULTRASOUND	IN-14.05	(wall directional sign)					GRA.25		
2F-C01	3	BONE DENS	IN-14.05	(wall directional sign)					GRA.25		
2F-C01	4	BONE DENS	IN-14.05	(wall directional sign)					GRA.25		
2F-C02	1		IN-14.05	(wall directional sign)					GRA.25		
2F-C03	2	DRESS	IN-14.05	(wall directional sign)					GRA.25		
2F-C03	1	DRESS	IN-14.05	(wall directional sign)					GRA.25		
2F-C03	2	PAT HOLD	IN-14.05	(wall directional sign)					GRA.25		
2F-C03	3	ULTRASOUND	IN-14.05	(wall directional sign)					GRA.25		
2F-C05	4	SERVICE BAY	IN-14.05	(wall directional sign)					GRA.25		
2F-C05	1	ULTRASOUND	IN-14.05	(wall directional sign)					GRA.25		
2F-C06	2	CONTROL	IN-14.05	(wall directional sign)					GRA.25		
2F100	1		IN-03.01	2F100					GRA.14		
2F100	2	UNASSIGNED	IN-03.01	2F100					GRA.14		
2F101		INTERVIEW	IN-03.01	2F101		IN-04.02	Interview		GRA.14	GRA.16	
2F101B		ST	IN-09.03	 RESTROOM					GRA.20		
2F102		R/F	IN-03.01	2F102		IN-04.02	R/F		GRA.14	GRA.16	
2F103		R/F	IN-03.01	2F103		IN-04.02	R/F		GRA.14	GRA.16	



DIA-S											
Number	Location	Name	Sign Type 1	Message 1		Sign Type 2	Message 2		Sheet Number 1	Sheet Number 2	Notes
2F104		RADIOLOGY	IN-03.01	2F104		IN-04.02	Radiology		GRA.14	GRA.16	
2F105		RADIOLOGY	IN-03.01	2F105		IN-04.02	Radiology		GRA.14	GRA.16	
2F106		T/D	IN-09.03	 RESTROOM					GRA.20		
2F107		T/D	IN-09.03	 RESTROOM					GRA.20		
2F108		T/D	IN-09.03	 RESTROOM					GRA.20		
2F109		T/D	IN-09.03	 RESTROOM					GRA.20		
2F110		T/D	IN-09.03	 RESTROOM					GRA.20		
2F113		DRESS	IN-03.01	2F113		IN-04.02	Changing Room		GRA.14	GRA.16	
2F114		DRESS	IN-03.01	2F114		IN-04.02	Changing Room		GRA.14	GRA.16	
2F115		DRESS	IN-03.01	2F115		IN-04.02	Changing Room		GRA.14	GRA.16	
2F116		DRESS	IN-03.01	2F116		IN-04.02	Changing Room		GRA.14	GRA.16	
2F117		DRESS	IN-03.01	2F117		IN-04.02	Changing Room		GRA.14	GRA.16	
2F118		ST	IN-09.03	 RESTROOM					GRA.20		
2F119		ST	IN-09.03	 RESTROOM					GRA.20		
2F120		WORK AREA	IN-03.01	2F120					GRA.14		
2F120	2	WORK AREA	IN-04.02	Work Area					GRA.16		
2F120	2	WORK AREA	IN-03.01	2F120		IN-04.02	Work Area		GRA.14	GRA.16	
2F122		RADIOLOGY	IN-03.01	2F122					GRA.14		
2F122	2	RADIOLOGY	IN-04.02	Radiology					GRA.16		
2F122	2	RADIOLOGY	IN-03.01	2F122		IN-04.02	Radiology		GRA.14	GRA.16	
2F123		RADIOLOGY	IN-03.01	2F123					GRA.14		


DIA-S											
Number	Location	Name	Sign Type 1	Message 1		Sign Type 2	Message 2		Sheet Number 1	Sheet Number 2	Notes
2F123	2	RADIOLOGY	IN-04.02	Radiology					GRA.16		
2F123	2	RADIOLOGY	IN-03.01	2F123		IN-04.02	Radiology		GRA.14	GRA.16	
2F124		DRESS	IN-03.01	2F124		IN-04.02	Changing Room		GRA.14	GRA.16	
2F125		DRESS	IN-03.01	2F125		IN-04.02	Changing Room		GRA.14	GRA.16	
2F126		DRESS	IN-03.01	2F126		IN-04.02	Changing Room		GRA.14	GRA.16	
2F127		DRESS	IN-03.01	2F127		IN-04.02	Changing Room		GRA.14	GRA.16	
2F128		DRESS	IN-03.01	2F128		IN-04.02	Changing Room		GRA.14	GRA.16	
2F132		BONE DENS	IN-03.01	2F132		IN-04.02	Bone Density		GRA.14	GRA.16	
2F133		ULTRASOUND	IN-03.01	2F133		IN-04.02	Ultrasound		GRA.14	GRA.16	
2F134		T/D	IN-03.01	2F134		IN-04.02	T/D		GRA.14	GRA.16	
2F135		RADIOLOGY	IN-03.01	2F135					GRA.14		
2F135	2	RADIOLOGY	IN-04.02	Radiology					GRA.16		
2F135	2	RADIOLOGY	IN-03.01	2F135		IN-04.02	Radiology		GRA.14	GRA.16	
2F136		RADIOLOGY	IN-03.01	2F136					GRA.14		
2F136	2	RADIOLOGY	IN-04.02	Radiology					GRA.16		
2F136	2	RADIOLOGY	IN-03.01	2F136		IN-04.02	Radiology		GRA.14	GRA.16	
2F137		DRESS	IN-03.01	2F137		IN-04.02	Changing Room		GRA.14	GRA.16	
2F138		DRESS	IN-03.01	2F138		IN-04.02	Changing Room		GRA.14	GRA.16	
2F139		DRESS	IN-03.01	2F139		IN-04.02	Changing Room		GRA.14	GRA.16	
2F140		DRESS	IN-03.01	2F140		IN-04.02	Changing Room		GRA.14	GRA.16	
2F143		T/D	IN-09.03	 RESTROOM					GRA.20		





DIA-S											
Number	Location	Name	Sign Type 1	Message 1		Sign Type 2	Message 2		Sheet Number 1	Sheet Number 2	Notes
2F144		T/D	IN-09.03	 RESTROOM					GRA.20		
2F145		T/D	IN-09.03	 RESTROOM					GRA.20		
2F146		T/D	IN-09.03	 RESTROOM					GRA.20		
2F147		ULTRASOUND	IN-03.01	2F147		IN-04.02	Ultrasound		GRA.14	GRA.16	
2F148		ULTRASOUND	IN-03.01	2F148		IN-04.02	Ultrasound		GRA.14	GRA.16	
2F149		MEDS	IN-03.01	2F149		IN-04.02	Meds		GRA.14	GRA.16	
2F150		ULTRASOUND	IN-03.01	2F150		IN-04.02	Ultrasound		GRA.14	GRA.16	
2F151		ULTRASOUND	IN-03.01	2F151		IN-04.02	Ultrasound		GRA.14	GRA.16	
2F155A		PAT HOLD	IN-03.01	2F155A					GRA.14		
2F155B		PAT HOLD	IN-03.01	2F155B					GRA.14		
2F155D		PAT HOLD	IN-03.01	2F155D					GRA.14		
2F155E		PAT HOLD	IN-03.01	2F155E					GRA.14		
2F155F		PAT HOLD	IN-03.01	2F155F					GRA.14		
2F155H		TEE RECOVERY BAY	IN-03.01	2F155H					GRA.14		
2F155I		PAT HOLD	IN-03.01	2F155I					GRA.14		
2F156		T	IN-09.03	 RESTROOM					GRA.20		
2F157		SERVICE BAY	IN-13	 Restroom					GRA.23		
2F157	2	T	IN-09.03	 RESTROOM					GRA.20		
2F158		ST	IN-09.03	 RESTROOM					GRA.20		
2F159		ST	IN-09.03	 RESTROOM					GRA.20		
2F160		COPY ROOM	IN-03.01	2F160		IN-04.02	Copy Room		GRA.14	GRA.16	





DIA-S											
Number	Location	Name	Sign Type 1	Message 1		Sign Type 2	Message 2		Sheet Number 1	Sheet Number 2	Notes
2F161		STAFF PHYS	IN-03.01	2F161					GRA.14		
2F162		PHYSICIST OFF	IN-03.01	2F162					GRA.14		
2F163		TELE-NM	IN-03.01	2F163					GRA.14		
2F164		EXAM	IN-03.01	2F164		IN-04.02	Exam Room		GRA.14	GRA.16	
2F165		TEE ROOM	IN-03.01	2F165		IN-04.02	Tee Room		GRA.14	GRA.16	
2F166		TEE SCOPE HOLD	IN-03.01	2F166		IN-04.02	Tee Scope Holding		GRA.14	GRA.16	
2F167		BIOSAFETY LAB	IN-03.01	2F167		IN-04.02	Biosafety Lab		GRA.14	GRA.16	
2F168		CHIEF TECH	IN-03.01	2F168					GRA.14		
2F169		ST	IN-09.03	 RESTROOM					GRA.20		
2F170		ST	IN-09.03	 RESTROOM					GRA.20		
2F174		EC	IN-03.01	2F174					GRA.14		
2F175		CONTROL	IN-03.01	2F175		IN-04.02	Control Room		GRA.14	GRA.16	
2F176		RESIDENT WORK	IN-03.01	2F176		IN-04.02	Resident Work Room		GRA.14	GRA.16	
2F177		RAD WASTE	IN-03.01	2F177		IN-04.02	Radioactive Waste		GRA.14	GRA.16	
2F178		RAD RES CONF	IN-03.01	2F178		IN-07.02	Conference Room		GRA.14	GRA.19	
2F179		BIO-MED WORK	IN-03.01	2F179		IN-04.02	Biomed Work Room		GRA.14	GRA.16	
2F180		EQUIP CALIB (NM)	IN-03.01	2F180		IN-04.02	Equipment		GRA.14	GRA.16	
2F181		CHUTE RM	IN-03.01	2F181		IN-04.02	Chute Room		GRA.14	GRA.16	
2F183A		PACS ADMIN	IN-03.01-C	2F183A					GRA.15		
2F183B		PACS ADMIN	IN-03.01-C	2F183B					GRA.15		
2F183C		VIEW	IN-03.01-C	2F183C					GRA.15		


DIA-S											
Number	Location	Name	Sign Type 1	Message 1		Sign Type 2	Message 2		Sheet Number 1	Sheet Number 2	Notes
2F184		SECY/ WAIT	IN-03.01	2F184		IN-04.02	(dept name) Offices		GRA.14	GRA.16	
2F185		CHIEF	IN-03.01	2F185					GRA.14		
2F186		PROF	IN-03.01	2F186					GRA.14		
2F187		RADIOLOGIST	IN-03.01	2F187					GRA.14		
2F188		RADIOLOGIST	IN-03.01	2F188					GRA.14		
2F189		RADIOLOGIST	IN-03.01	2F189					GRA.14		
2F190		ASST CHIEF RAD	IN-03.01	2F190					GRA.14		
2F191		CLEAN	IN-03.01	2F191		IN-04.02	Clean Utility		GRA.14	GRA.16	
2F192		RADIOLOGIST	IN-03.01	2F192					GRA.14		
2F193		SOILED	IN-03.01	2F193		IN-04.02	Soiled Utility		GRA.14	GRA.16	
2F193A		SOILED NM	IN-03.01	2F193A		IN-04.02	Soiled Utility		GRA.14	GRA.16	
2F194A		QA	IN-03.01-C	2F194A					GRA.15		
2F194B		QA	IN-03.01-C	2F194B					GRA.15		
2F194C		CLERICAL	IN-03.01-C	2F194C		IN-04.02	Clerical		GRA.15	GRA.16	
2F194D		QA	IN-03.01-C	2F194D					GRA.15		
2F195		SECRETARY	IN-03.01-C	Check In					GRA.15		
2F196		DATA PROCESS	IN-03.01	2F196					GRA.14		
2F197		SCHED	IN-03.01	2F197					GRA.14		
2F198		SCHED	IN-03.01	2F198					GRA.14		
2F199		RADIOLOGIST	IN-03.01	2F199					GRA.14		
2F200		CHIEF TECH	IN-03.01	2F200					GRA.14		







DIA-S											
Number	Location	Name	Sign Type 1	Message 1		Sign Type 2	Message 2		Sheet Number 1	Sheet Number 2	Notes
2F201		SECTION CHIEF	IN-03.01	2F201					GRA.14		
2F202		PROF	IN-03.01	2F202					GRA.14		
2F222			IN-17.05	(floor directory)					GRA.27		
2F222	2		IN-17.05	(floor directory)					GRA.27		
2F222	3	RECEPTION	IC-02.04	(department ID)					GRA.41		
2F227		SERVICE BAY	IN-03.01	2F227					GRA.14		
2F227A		TELECOM	IN-03.01	2F227A					GRA.14		
2F227B		SECURITY	IN-03.01	2F227B					GRA.14		
2F227C		NORM ELEC	IN-03.01	2F227C		IN-04.02	Electrical		GRA.14	GRA.16	
2F227D		EMER ELEC	IN-03.01	2F227D		IN-04.02	Emergency Electrical		GRA.14	GRA.16	
2F229		SERV ELEV LOBBY	IN-01.01.03	(small emergency exit plan)		IN-01.04	(elevator call button)		GRA.09	GRA.10	
2G-C02	1	CLEAN	IN-14.05	(wall directional sign)					GRA.25		
2G-C02	2		IN-14.05	(wall directional sign)					GRA.25		
2G-C06A	1	TILT TABLE	IN-14.05	(wall directional sign)					GRA.25		
2G-C06A	1	CORR	IN-14.05	(wall directional sign)					GRA.25		
2G-C06B	1		IN-14.05	(wall directional sign)					GRA.25		
2G-C06C	2	CORR	IN-12.01	Check In					GRA.22		
2G-C11		CARD EQUIP	IN-14.05	(wall directional sign)					GRA.25		
2G100A	1	FEMALE	IN-13	 Restroom					GRA.23		
2G100A	2	FEMALE	IN-09.02	 WOMEN					GRA.20		
2G100B		MALE	IN-09.01	 MEN					GRA.20		
2G101B		RECEPTION	IN-19.01	Cadriology Reception					GRA.28		





DIA-S											
Number	Location	Name	Sign Type 1	Message 1		Sign Type 2	Message 2		Sheet Number 1	Sheet Number 2	Notes
2G103		COPY/WORK	IN-03.01	2G103		IN-04.02	Copy Room		GRA.14	GRA.16	
2G105		PHYSICIST	IN-03.01	2G105					GRA.14		
2G106		HK	IN-03.01	2G106		IN-04.02	HAC		GRA.14	GRA.16	
2G107		STRET/WC	IN-03.01	2G107		IN-04.02	WC Storage		GRA.14	GRA.16	
2G111		DRESS	IN-03.01	2G111		IN-04.02	Changing Room		GRA.14	GRA.16	
2G112		PAT HOLD	IN-03.01	2G112					GRA.14		
2G113		PAT HOLD	IN-03.01	2G113					GRA.14		
2G114		DRESS	IN-03.01	2G114		IN-04.02	Changing Room		GRA.14	GRA.16	
2G115		SOILED HOLD	IN-03.01	2G115		IN-04.02	Soiled Holding		GRA.14	GRA.16	
2G116		CLEAN	IN-03.01	2G116		IN-04.02	Clean Utility		GRA.14	GRA.16	
2G117		SCR	IN-03.01	2G117		IN-04.02	Scrub Room		GRA.14	GRA.16	
2G118		T	IN-09.03	 RESTROOM					GRA.20		
2G120		DRESS	IN-03.01	2G120		IN-04.02	Changing Room		GRA.14	GRA.16	
2G121		DRESS	IN-03.01	2G121		IN-04.02	Changing Room		GRA.14	GRA.16	
2G122		EQUIP STORAGE	IN-03.01	2G122		IN-04.02	Equipment Storage		GRA.14	GRA.16	
2G124		LINEN	IN-03.01	2G124		IN-04.02	Linen		GRA.14	GRA.16	
2G125		GAS/CRY ROOM	IN-03.01	2G125		IN-04.02	Gas Room		GRA.14	GRA.16	
2G126		HK	IN-03.01	2G126		IN-04.02	HAC		GRA.14	GRA.16	
2G127		SCR	IN-03.01	2G127		IN-04.02	Scrub Room		GRA.14	GRA.16	
2G128		MRI	IN-03.01	2G128		IN-04.02	MRI		GRA.14	GRA.16	
2G129		MRI	IN-03.01	2G129		IN-04.02	MRI		GRA.14	GRA.16	




DIA-S											
Number	Location	Name	Sign Type 1	Message 1		Sign Type 2	Message 2		Sheet Number 1	Sheet Number 2	Notes
2G130		CONTROL	IN-03.01	2G130		IN-04.02	Control Room		GRA.14	GRA.16	
2G131		CONTROL	IN-03.01	2G131		IN-04.02	Control Room		GRA.14	GRA.16	
2G136		ECHO	IN-03.01	2G136		IN-04.02	Echo		GRA.14	GRA.16	
2G137		STORAGE ECHO	IN-03.01	2G137		IN-04.02	Storage		GRA.14	GRA.16	
2G138		STRESS ECHO	IN-03.01	2G138		IN-04.02	Stress Echo		GRA.14	GRA.16	
2G139		STRESS ECHO	IN-03.01	2G139		IN-04.02	Stress Echo		GRA.14	GRA.16	
2G140		ECHO	IN-03.01	2G140		IN-04.02	Echo		GRA.14	GRA.16	
2G141		ECHO	IN-03.01	2G141		IN-04.02	Echo		GRA.14	GRA.16	
2G142		T	IN-13	 Restroom					GRA.23		
2G142	2	T	IN-09.03	  RESTROOM					GRA.20		
2G143		T	IN-13	 Restroom					GRA.23		
2G143	2	T	IN-09.03	  RESTROOM					GRA.20		
2G144		AMBULETTE	IN-03.01	2G144					GRA.14		
2G145		AMBULETTE	IN-03.01	2G145					GRA.14		
2G149		NUCLEAR MED	IN-03.01	2G149		IN-04.02	Nuclear Medicine		GRA.14	GRA.16	
2G150		NUCLEAR MED	IN-03.01	2G150		IN-04.02	Nuclear Medicine		GRA.14	GRA.16	
2G150A		DRESS	IN-03.01	2G150A		IN-04.02	Changing Room		GRA.14	GRA.16	
2G150C		CHIEF OF SERVICE	IN-03.01	2G150C					GRA.14		
2G151		NUCLEAR MED	IN-03.01	2G151		IN-04.02	Nuclear Medicine		GRA.14	GRA.16	
2G152		DRESS	IN-03.01	2G152		IN-04.02	Changing Room		GRA.14	GRA.16	
2G155		DRESS	IN-03.01	2G155		IN-04.02	Changing Room		GRA.14	GRA.16	



DIA-S											
Number	Location	Name	Sign Type 1	Message 1		Sign Type 2	Message 2		Sheet Number 1	Sheet Number 2	Notes
2G157		T	IN-09.03	 RESTROOM					GRA.20		
2G158		HOT LAB	IN-03.01	2G158		IN-04.02	Hot Lab		GRA.14	GRA.16	
2G159		DOSE ADMIN NM	IN-03.01	2G159		IN-04.02	Dose Administration		GRA.14	GRA.16	
2G160		DRESS	IN-03.01	2G160		IN-04.02	Changing Room		GRA.14	GRA.16	
2G164		NUCLEAR MED	IN-03.01	2G164		IN-04.02	Nuclear Medicine		GRA.14	GRA.16	
2G165		T	IN-13	 Restroom					GRA.23		
2G165	2	T	IN-13	 Restroom					GRA.23		
2G165	3	T	IN-09.03	 RESTROOM					GRA.20		
2G166		SOILED HOLD	IN-03.01	2G166		IN-04.02	Soiled Holding		GRA.14	GRA.16	
2G167		PET-CT	IN-03.01	2G167		IN-04.02	PET-CT		GRA.14	GRA.16	
2G167A		CONTROL	IN-03.01	2G167A		IN-04.02	Control Room		GRA.14	GRA.16	
2G167B		SCR	IN-03.01	2G167B		IN-04.02	Scrub Room		GRA.14	GRA.16	
2G169		HK	IN-03.01	2G169		IN-04.02	HAC		GRA.14	GRA.16	
2G170		THYROID UPTAKE	IN-03.01	2G170		IN-04.02	Thyroid Uptake		GRA.14	GRA.16	
2G175		PET READ	IN-03.01	2G175		IN-04.02	PET Reading		GRA.14	GRA.16	
2G176		LOUNGE	IN-03.01	2G176		IN-04.02	Lounge		GRA.14	GRA.16	
2G177		EC	IN-03.01	2G177					GRA.14		
2G178		RAD CONF	IN-03.01	2G178		IN-07.02	Conference Room		GRA.14	GRA.19	
2G180		TILT TABLE	IN-03.01	2G180		IN-04.02	Tilt Table		GRA.14	GRA.16	
2G181		VASC TREAD	IN-03.01	2G181		IN-04.02	Vascular Tread		GRA.14	GRA.16	
2G182		PERIPHERAL VASCULAR	IN-03.01	2G182		IN-04.02	Peripheral Vasc		GRA.14	GRA.16	

DIA-S											
Number	Location	Name	Sign Type 1	Message 1		Sign Type 2	Message 2		Sheet Number 1	Sheet Number 2	Notes
2G183		CARD EQUIP	IN-03.01	2G183		IN-04.02	Card Equipment		GRA.14	GRA.16	
2G183A		EC	IN-03.01	2G183A					GRA.14		
2G185		DRESS	IN-03.01	2G185		IN-04.02	Changing Room		GRA.14	GRA.16	
2G186		STRESS	IN-03.01	2G186		IN-04.02	Stress		GRA.14	GRA.16	
2G187		ECHO READING	IN-03.01	2G187					GRA.14		
2G187	2	ECHO READING	IN-04.02	Echo Reading					GRA.16		
2G187	2	ECHO READING	IN-03.01	2G187		IN-04.02	Echo Reading		GRA.14	GRA.16	
2G188		CARD EQUIP	IN-03.01	2G188		IN-04.02	Card Equipment		GRA.14	GRA.16	
2G189		INTERVIEW NM	IN-03.01	2G189		IN-04.02	Interview		GRA.14	GRA.16	
2G190		STRESS	IN-03.01	2G190		IN-04.02	Stress		GRA.14	GRA.16	
2G191		DRESS	IN-03.01	2G191		IN-04.02	Changing Room		GRA.14	GRA.16	
2G192		EKG/ HOLTER VIEW/WORK	IN-03.01	2G192		IN-04.02	Work Room		GRA.14	GRA.16	
2G193		STRESS	IN-03.01	2G193		IN-04.02	Stress		GRA.14	GRA.16	
2G194		DRESS	IN-03.01	2G194		IN-04.02	Changing Room		GRA.14	GRA.16	
2G195		DRESS	IN-03.01	2G195		IN-04.02	Changing Room		GRA.14	GRA.16	
2G196		STRESS	IN-03.01	2G196		IN-04.02	Stress		GRA.14	GRA.16	
2G197		STRESS	IN-03.01	2G197		IN-04.02	Stress		GRA.14	GRA.16	
2G198		DRESS	IN-03.01	2G198		IN-04.02	Changing Room		GRA.14	GRA.16	
2G199		STRESS	IN-03.01	2G199		IN-04.02	Stress		GRA.14	GRA.16	
2G200		DRESS	IN-03.01	2G200		IN-04.02	Changing Room		GRA.14	GRA.16	
2G202		T	IN-13	 Restroom					GRA.23		

DIA-S											
Number	Location	Name	Sign Type 1	Message 1		Sign Type 2	Message 2		Sheet Number 1	Sheet Number 2	Notes
2G202	2	T	IN-13	 Restroom					GRA.23		
2G202	2	T	IN-09.03	 RESTROOM					GRA.20		
2G227		SERVICE BAY	IN-03.01	2G227					GRA.14		
2G227A		NORM ELEC	IN-03.01	2G227A		IN-04.02	Electrical		GRA.14	GRA.16	
2G227B		EMER ELEC	IN-03.01	2G227B		IN-04.02	Emergency Electrical		GRA.14	GRA.16	
2G228		SERVICE BAY	IN-03.01	2G228					GRA.14		
2G229A		TELECOM	IN-03.01	2G229A					GRA.14		
2G229B		SECURITY	IN-03.01	2G229B					GRA.14		
2G230		UNASSIGNED	IN-03.01	2G230					GRA.14		
2G230	2	UNASSIGNED	IN-03.01	2G230					GRA.14		
LEVEL 3											
3-STF-02		STAIR	IN-09.07	 STAIR		IN-01.11	STAIR STF-2 ROOF ACCESS 3 ↓ EXIT DOWN TO FLOOR 1 1 THROUGH 5		GRA.21	GRA.12	
3-STF-04			IN-13	 Stair					GRA.23		
3-STF-04	2	STAIR	IN-09.07	 STAIR		IN-01.11	STAIR STF-4 NO ROOF ACCESS 3 ↓ EXIT DOWN TO FLOOR 1 1 THROUGH 4		GRA.21	GRA.12	
3-STG-03		DIG DISEASE RESIDENTS	IN-13	 Stair					GRA.23		

DIA-S											
Number	Location	Name	Sign Type 1	Message 1		Sign Type 2	Message 2		Sheet Number 1	Sheet Number 2	Notes
3-STG-03	3	STAIR	IN-09.07	 STAIR		IN-01.11	STAIR STG-3 ROOF ACCESS 3 ↓ EXIT DOWN TO FLOOR 1 1 THROUGH 5		GRA.21	GRA.12	
3F-C01A		HK	IN-14.05	(wall directional sign)					GRA.25		
3F-C01A	1	PUB ELEV LOBBY	IN-13	 Elevator					GRA.23		
3F-C01A	2	STAIR	IN-13	 Stair					GRA.23		
3F-C01A	3	PRE/REC	IN-14.05	(wall directional sign)					GRA.25		
3F101	4	CONSULT	IN-03.01	3F101		IN-04.02	Consultation		GRA.14	GRA.16	
3F-C01A	5	PRE/REC	IN-14.05	(wall directional sign)					GRA.25		
3F-C01A	6	PRE/REC	IN-14.05	(wall directional sign)					GRA.25		
3F-C08	1	PRE/REC	IN-14.05	(wall directional sign)					GRA.25		
3F102		CONSULT	IN-03.01	3F102		IN-04.02	Consultation		GRA.14	GRA.16	
3F103		CONSULT	IN-03.01	3F103		IN-04.02	Consultation		GRA.14	GRA.16	
3F104		CONSULT	IN-03.01	3F104		IN-04.02	Consultation		GRA.14	GRA.16	
3F106		PRE/REC	IN-03.01	3F106					GRA.14		
3F107		PRE/REC	IN-03.01	3F107					GRA.14		
3F108		T	IN-09.03	 RESTROOM					GRA.20		
3F109		PRE/REC	IN-03.01	3F109					GRA.14		
3F110		HK	IN-03.01	3F110		IN-04.02	HAC		GRA.14	GRA.16	
3F111		PRE/REC	IN-03.01	3F111					GRA.14		
3F112		NURSES STATION	IN-04.02	Nurse Station					GRA.16		



DIA-S											
Number	Location	Name	Sign Type 1	Message 1		Sign Type 2	Message 2		Sheet Number 1	Sheet Number 2	Notes
3F113		PRE/REC	IN-03.01	3F113					GRA.14		
3F114		CLEAN	IN-03.01	3F114		IN-04.02	Clean Utility		GRA.14	GRA.16	
3F115		PRE/REC	IN-03.01	3F115					GRA.14		
3F116		PRE/REC	IN-03.01	3F116					GRA.14		
3F117		ST	IN-09.03	 RESTROOM					GRA.20		
3F118		T	IN-09.03	 RESTROOM					GRA.20		
3F119		PRE/REC	IN-03.01	3F119					GRA.14		
3F120		PRE/REC	IN-03.01	3F120					GRA.14		
3F125		NURSES STATION	IN-04.02	Nurse Station					GRA.16		
3F126		PRE/REC	IN-03.01	3F126					GRA.14		
3F127		PRE/REC	IN-03.01	3F127					GRA.14		
3F128		PRE/REC	IN-03.01	3F128					GRA.14		
3F129		PRE/REC	IN-03.01	3F129					GRA.14		
3F130		PRE/REC	IN-03.01	3F130					GRA.14		
3F131		PRE/REC	IN-03.01	3F131					GRA.14		
3F132		MED ROOM	IN-03.01	3F132		IN-04.02	Med Room		GRA.14	GRA.16	
3F135		PRE/REC	IN-03.01	3F135					GRA.14		
3F136		PRE/REC	IN-03.01	3F136					GRA.14		
3F137		T	IN-09.03	 RESTROOM					GRA.20		
3F138		PRE/REC	IN-03.01	3F138					GRA.14		
3F139		PRE/REC	IN-03.01	3F139					GRA.14		

DIA-S											
Number	Location	Name	Sign Type 1	Message 1		Sign Type 2	Message 2		Sheet Number 1	Sheet Number 2	Notes
3F140		T	IN-09.03	 RESTROOM					GRA.20		
3F141		PRE/REC	IN-03.01	3F141					GRA.14		
3F142		PRE/REC	IN-03.01	3F142					GRA.14		
3F143		PRE/REC	IN-03.01	3F143					GRA.14		
3F144		PRE/REC	IN-03.01	3F144					GRA.14		
3F145		PREP/ INDUCT	IN-03.01	3F145					GRA.14		
3F146		PRE/REC	IN-03.01	3F146					GRA.14		
3F147		PRE/REC	IN-03.01	3F147					GRA.14		
3F148		T	IN-09.03	 RESTROOM					GRA.20		
3F149		PRE/REC	IN-03.01	3F149					GRA.14		
3F150		PRE/REC	IN-03.01	3F150					GRA.14		
3F151		PRE/REC	IN-03.01	3F151					GRA.14		
3F152		PRE/REC	IN-03.01	3F152					GRA.14		
3F153		NURSES STATION	IN-04.02	Nurse Station					GRA.16		
3F154		PRE/REC	IN-03.01	3F154					GRA.14		
3F155		PRE/REC	IN-03.01	3F155					GRA.14		
3F156		NURSES STATION	IN-04.02	Nurse Station					GRA.16		
3F157		PRE/REC	IN-03.01	3F157					GRA.14		
3F158		PRE/REC	IN-03.01	3F158					GRA.14		
3F159		PRE/REC	IN-03.01	3F159					GRA.14		
3F160		SOILED	IN-03.01	3F160		IN-04.02	Soiled Utility		GRA.14	GRA.16	

DIA-S											
Number	Location	Name	Sign Type 1	Message 1		Sign Type 2	Message 2		Sheet Number 1	Sheet Number 2	Notes
3F164		CARDIAC CATH	IN-03.01	3F164					GRA.14		
3F164	2	CARDIAC CATH	IN-04.02	Cardiac Cath					GRA.16		
3F164	2	CARDIAC CATH	IN-03.01	3F164		IN-04.02	Cardiac Cath		GRA.14	GRA.16	
3F164A		SCR	IN-03.01	3F164A		IN-04.02	Scrub Room		GRA.14	GRA.16	
3F164B		CONTROL	IN-03.01	3F164B		IN-04.02	Control Room		GRA.14	GRA.16	
3F165		IR CORE	IN-03.01	3F165		IN-04.02	IR Core		GRA.14	GRA.16	
3F166		CARDIAC CATH	IN-03.01	3F166					GRA.14		
3F166	2	CARDIAC CATH	IN-04.02	Cardiac Cath					GRA.16		
3F166	2	CARDIAC CATH	IN-03.01	3F166		IN-04.02	Cardiac Cath		GRA.14	GRA.16	
3F166A		SCR	IN-03.01	3F166A		IN-04.02	Scrub Room		GRA.14	GRA.16	
3F166B		CONTROL	IN-03.01	3F166B		IN-04.02	Control Room		GRA.14	GRA.16	
3F167		IR PROCEDURE	IN-03.01	3F167					GRA.14		
3F167	2	IR PROCEDURE	IN-04.02	IR Procedure					GRA.16		
3F167	2	IR PROCEDURE	IN-03.01	3F167		IN-04.02	IR Procedure		GRA.14	GRA.16	
3F167C		CONTROL	IN-03.01	3F167C		IN-04.02	Control Room		GRA.14	GRA.16	
3F167D		SCR	IN-03.01	3F167D		IN-04.02	Scrub Room		GRA.14	GRA.16	
3F168		CARDIAC CATH	IN-03.01	3F168					GRA.14		
3F168	2	CARDIAC CATH	IN-04.02	Cardiac Cath					GRA.16		
3F168	2	CARDIAC CATH	IN-03.01	3F168		IN-04.02	Cardiac Cath		GRA.14	GRA.16	
3F168A		SCR	IN-03.01	3F168A		IN-04.02	Scrub Room		GRA.14	GRA.16	
3F168B		CONTROL	IN-03.01	3F168B		IN-04.02	Control Room		GRA.14	GRA.16	



DIA-S											
Number	Location	Name	Sign Type 1	Message 1		Sign Type 2	Message 2		Sheet Number 1	Sheet Number 2	Notes
3F169		IR PROCEDURE	IN-03.01	3F169					GRA.14		
3F169	2	IR PROCEDURE	IN-04.02	IR Procedure					GRA.16		
3F169	2	IR PROCEDURE	IN-03.01	3F169		IN-04.02	IR Procedure		GRA.14	GRA.16	
3F169C		CONTROL	IN-03.01	3F169C		IN-04.02	Control Room		GRA.14	GRA.16	
3F169D		SCR	IN-03.01	3F169D		IN-04.02	Scrub Room		GRA.14	GRA.16	
3F171		PROCEDURE ROOM EP	IN-03.01	3F171					GRA.14		
3F171	2	PROCEDURE ROOM EP	IN-04.02	Procedure Room					GRA.16		
3F171	2	PROCEDURE ROOM EP	IN-03.01	3F171		IN-04.02	Procedure		GRA.14	GRA.16	
3F171C		CONTROL	IN-03.01	3F171C		IN-04.02	Control Room		GRA.14	GRA.16	
3F171D		SCR	IN-03.01	3F171D		IN-04.02	Scrub Room		GRA.14	GRA.16	
3F172		CATH EQUIP CLEAN-UP	IN-03.01	3F172		IN-04.02	Cath Clean Up		GRA.14	GRA.16	
3F174		CATH EQUIP STOR	IN-03.01	3F174		IN-04.02	Cath Equipment Storage		GRA.14	GRA.16	
3F176		SOILED	IN-03.01	3F176		IN-04.02	Soiled Utility		GRA.14	GRA.16	
3F178		HK	IN-03.01	3F178		IN-04.02	HAC		GRA.14	GRA.16	
3F180		NORM ELEC	IN-03.01	3F180		IN-04.02	Electrical		GRA.14	GRA.16	
3F182A		VIEWING- PACS	IN-03.01	3F182A		IN-04.02	PACS Viewing		GRA.14	GRA.16	
3F182B		UNASSIGNED	IN-03.01	3F182B					GRA.14		
3F184		CHUTE RM	IN-03.01	3F184		IN-04.02	Chute Room		GRA.14	GRA.16	
3F186		UNASSIGNED	IN-03.01	3F186					GRA.14		
3F220		SURGERY RECEIPT	IC-02.04	(department ID)					GRA.41		
3F220	3	PUB ELEV LOBBY	IN-17.05	(floor directory)					GRA.27		
3F221	2	SERV ELEV LOBBY	IN-17.05	(floor directory)					GRA.27		





DIA-S											
Number	Location	Name	Sign Type 1	Message 1		Sign Type 2	Message 2		Sheet Number 1	Sheet Number 2	Notes
3F221		SERV ELEV LOBBY	IN-01.01.03	(small emergency exit plan)		IN-01.04	(elevators call button)		GRA.09	GRA.10	
3F227		SERVICE BAY	IN-03.01	3F227					GRA.14		
3F227A		TELECOM	IN-03.01	3F227A					GRA.14		
3F227B		SECURITY	IN-03.01	3F227B					GRA.14		
3F227C		NORM ELEC	IN-03.01	3F227C		IN-04.02	Electrical		GRA.14	GRA.16	
3F227D		EMER SWITCH	IN-03.01	3F227D		IN-04.02	Emergency Switch		GRA.14	GRA.16	
3G-C02A		RECOVERY	IN-14.05	(wall directional sign)					GRA.25		
3G-C02B	1	TEST	IN-14.05	(wall directional sign)					GRA.25		
3G-C02C	1	SECY/WAIT	IN-14.05	(wall directional sign)					GRA.25		
3G-C02C	1	EXERCISE PHYS	IN-14.05	(wall directional sign)					GRA.25		
3G-C03A	2	STRETCHER STORAGE	IN-14.05	(wall directional sign)					GRA.25		
3G-C03A	1	EMPTY CYLINDER	IN-14.05	(wall directional sign)					GRA.25		
3G-C03A	2	DG PRIVATE INTERVIEW	IN-14.05	(wall directional sign)					GRA.25		
3G-C04	3	ERCP	IN-14.05	(wall directional sign)					GRA.25		
3G-C05	2	PHYS LOUNGE	IN-14.05	(wall directional sign)					GRA.25		
3G-C05	1		IN-14.05	(wall directional sign)					GRA.25		
3G-C05	2	CORR	IN-14.05	(wall directional sign)					GRA.25		
3G-C05	3	CORR	IN-14.05	(wall directional sign)					GRA.25		
3G-C06	4	STAFF LOUNGE	IN-14.05	(wall directional sign)					GRA.25		
3G-C07A	3	GENERAL ENDO	IN-14.05	(wall directional sign)					GRA.25		
3G-C13	2	CORR	IN-03.01	3G-C13					GRA.14		
3G-C13	1	CORR	IN-04.02						GRA.16		





DIA-S											
Number	Location	Name	Sign Type 1	Message 1		Sign Type 2	Message 2		Sheet Number 1	Sheet Number 2	Notes
3G-C13	1	SECY/WAIT	IN-03.01	3G-C13					GRA.14		
3G-C13	2	CORR	IN-04.02						GRA.16		
3G100A	2	FEMALE	IN-09.02	 WOMEN					GRA.20		
3G100B	2	MALE	IN-09.01	 MEN					GRA.20		
3G101		PULM RECEPT	IN-19.01	Pulmonary Reception					GRA.28		
3G102		EXERCISE PHYS	IN-03.01	3G102		IN-04.02	Exercise Room		GRA.14	GRA.16	
3G103		ISOL	IN-03.01	3G103		IN-04.02	ISO		GRA.14	GRA.16	
3G104		ISOL	IN-03.01	3G104		IN-04.02	ISO		GRA.14	GRA.16	
3G105		PFT	IN-03.01	3G105		IN-04.02	PFT		GRA.14	GRA.16	
3G106		PULM SCREEN	IN-03.01	3G106		IN-04.02	Pulmonary Screen		GRA.14	GRA.16	
3G108		EQUIP STOR	IN-03.01	3G108		IN-04.02	Equipment Storage		GRA.14	GRA.16	
3G108C		CYLINDER	IN-03.01	3G108C					GRA.14		
3G110A		RT	IN-03.01-C	3G110A					GRA.15		
3G110B		RT	IN-03.01-C	3G110B					GRA.15		
3G110C		RT	IN-03.01-C	3G110C					GRA.15		
3G110D		RT	IN-03.01-C	3G110D					GRA.15		
3G110E		RT	IN-03.01-C	3G110E					GRA.15		
3G115		RECOVERY	IN-03.01	3G115					GRA.14		
3G116		RECOVERY	IN-03.01	3G116					GRA.14		
3G117		RECOVERY	IN-03.01	3G117					GRA.14		
3G118		RECOVERY	IN-03.01	3G118					GRA.14		




DIA-S											
Number	Location	Name	Sign Type 1	Message 1		Sign Type 2	Message 2		Sheet Number 1	Sheet Number 2	Notes
3G119		RECOVERY	IN-03.01	3G119					GRA.14		
3G120		RECOVERY	IN-03.01	3G120					GRA.14		
3G121		RECOVERY	IN-03.01	3G121					GRA.14		
3G122		RECOVERY	IN-03.01	3G122					GRA.14		
3G123		RECOVERY	IN-03.01	3G123					GRA.14		
3G124		NURSES STATION	IN-04.02	Nurse Station					GRA.16		
3G125		CLEAN	IN-03.01	3G125		IN-04.02	Clean Utility		GRA.14	GRA.16	
3G126		T	IN-09.03	 RESTROOM					GRA.20		
3G127		T	IN-09.03	 RESTROOM					GRA.20		
3G129		TEST	IN-03.01	3G129		IN-04.02	Testing		GRA.14	GRA.16	
3G133		CLEAN	IN-03.01	3G133		IN-04.02	Clean Utility		GRA.14	GRA.16	
3G134		SOILED	IN-03.01	3G134		IN-04.02	Soiled Utility		GRA.14	GRA.16	
3G135		BLOOD GAS	IN-03.01	3G135		IN-04.02	Blood Gas		GRA.14	GRA.16	
3G136		SECY/WAIT	IN-03.01	3G136					GRA.14		
3G137		CHIEF RESIDENT	IN-03.01	3G137					GRA.14		
3G138		OFFICE CHIEF CARDIO	IN-03.01	3G138					GRA.14		
3G139		OFFICE NURSE MGR	IN-03.01	3G139					GRA.14		
3G140		DG CHIEF OFFICE	IN-03.01	3G140					GRA.14		
3G141		DG PRIVATE INTERVIEW	IN-03.01	3G141		IN-04.02	Interview		GRA.14	GRA.16	
3G142		DG SECY/ FILES	IN-03.01	3G142					GRA.14		
3G143		DG NURSE MANAGER	IN-03.01	3G143					GRA.14		




DIA-S											
Number	Location	Name	Sign Type 1	Message 1		Sign Type 2	Message 2		Sheet Number 1	Sheet Number 2	Notes
3G144		STORAGE/ COPY	IN-03.01	3G144		IN-04.02	Echo Storage		GRA.14	GRA.16	
3G145A		PHYS	IN-03.01-C	3G145A					GRA.15		
3G145B		PHYS	IN-03.01-C	3G145B					GRA.15		
3G145C		PHYS	IN-03.01-C	3G145C					GRA.15		
3G145D		PHYS	IN-03.01-C	3G145D					GRA.15		
3G145E		PHYS	IN-03.01-C	3G145E					GRA.15		
3G145F		PHYS	IN-03.01-C	3G145F					GRA.15		
3G145G		PHYS	IN-03.01-C	3G145G					GRA.15		
3G145H		PHYS	IN-03.01-C	3G145H					GRA.15		
3G145I		GI ASSIST	IN-03.01-C	3G145I					GRA.15		
3G145J		GI ASSIST	IN-03.01-C	3G145J					GRA.15		
3G145K		RN TECH	IN-03.01-C						GRA.15		
3G145L		RN TECH	IN-03.01-C						GRA.15		
3G145M		RN TECH	IN-03.01-C						GRA.15		
3G145N		RN TECH	IN-03.01-C						GRA.15		
3G145O		GI ASSIST	IN-03.01-C	3G145O					GRA.15		
3G145P		DG CLER	IN-03.01-C	3G145P					GRA.15		
3G146A		ADMIN	IN-03.01-C	3G146A					GRA.15		
3G146B		SECY	IN-03.01-C	Check In					GRA.15		
3G146C		PHYS	IN-03.01-C	3G146C					GRA.15		
3G150		EMPTY CYLINDER	IN-03.01	3G150		IN-04.02	Empty Cylinder		GRA.14	GRA.16	

DIA-S											
Number	Location	Name	Sign Type 1	Message 1		Sign Type 2	Message 2		Sheet Number 1	Sheet Number 2	Notes
3G151		FULL CYLINDER	IN-03.01	3G151		IN-04.02	Full Cylinder		GRA.14	GRA.16	
3G153		PROCEDURE BRONCH	IN-03.01	3G153		IN-04.02	Procedure		GRA.14	GRA.16	
3G153A		CONTROL	IN-03.01	3G153		IN-04.02	Procedure		GRA.14	GRA.16	
3G155		GENERAL ENDO	IN-03.01	3G155		IN-04.02	General Endo		GRA.14	GRA.16	
3G156		GENERAL ENDO	IN-03.01	3G156					GRA.14		
3G156	2	GENERAL ENDO	IN-04.02	General Endo					GRA.16		
3G156	2	GENERAL ENDO	IN-03.01	3G156		IN-04.02	General Endo		GRA.14	GRA.16	
3G158		SCOPE STORE	IN-03.01	3G158		IN-04.02	Scope Storage		GRA.14	GRA.16	
3G159		EQUIP CLEAN-UP	IN-03.01	3G159		IN-04.02	Equipment Clean Up		GRA.14	GRA.16	
3G160		CLEAN SCOPE STORAGE	IN-03.01	3G160		IN-04.02	Clean Scope Storage		GRA.14	GRA.16	
3G161		SOILED	IN-03.01	3G161		IN-04.02	Soiled Utility		GRA.14	GRA.16	
3G162		CLEAN	IN-03.01	3G162		IN-04.02	Clean Utility		GRA.14	GRA.16	
3G163		MED PREP	IN-03.01	3G163		IN-04.02	Med Prep		GRA.14	GRA.16	
3G165		T	IN-13	 Restroom					GRA.23		
3G165	2	T	IN-09.03	 RESTROOM					GRA.20		
3G166		ERCP	IN-03.01	3G166					GRA.14		
3G166	2	ERCP	IN-04.02	ERCP					GRA.16		
3G166	2	ERCP	IN-03.01	3G166		IN-04.02	ERCP		GRA.14	GRA.16	
3G167		EUS/COMPLEX	IN-03.01	3G167					GRA.14		
3G167	2	EUS/COMPLEX	IN-04.02	EUS/Complex					GRA.16		
3G167	2	EUS/COMPLEX	IN-03.01	3G167		IN-04.02	EUS/Complex		GRA.14	GRA.16	

DIA-S											
Number	Location	Name	Sign Type 1	Message 1		Sign Type 2	Message 2		Sheet Number 1	Sheet Number 2	Notes
3G168		GENERAL ENDO	IN-03.01	3G168					GRA.14		
3G168	2	GENERAL ENDO	IN-04.02	General Endo					GRA.16		
3G168	2	GENERAL ENDO	IN-03.01	3G168		IN-04.02	General Endo		GRA.14	GRA.16	
3G169		GENERAL ENDO	IN-03.01	3G169					GRA.14		
3G169	2	GENERAL ENDO	IN-04.02	General Endo					GRA.16		
3G169	2	GENERAL ENDO	IN-03.01	3G169		IN-04.02	General Endo		GRA.14	GRA.16	
3G175		T	IN-13	 Restroom					GRA.23		
3G175	2	T	IN-09.03	  RESTROOM					GRA.20		
3G176		ST	IN-09.03	  RESTROOM					GRA.20		
3G177		ST	IN-09.03	  RESTROOM					GRA.20		
3G178		DICT/ VIEW	IN-03.01	3G178		IN-04.02	Dict/View		GRA.14	GRA.16	
3G179		COPY/ WORK	IN-03.01	3G179		IN-04.02	Copy Room		GRA.14	GRA.16	
3G180		CONFERENCE ROOM (CL)	IN-03.01	3G180		IN-07.02	Conference Room		GRA.14	GRA.19	
3G181		RES CONF/ CLASSROOM	IN-03.01	3G181		IN-07.02	Classroom		GRA.14	GRA.19	
3G185		DIG DISEASE RESIDENTS	IN-03.01	3G185		IN-07.02	Conference Room		GRA.14	GRA.19	
3G186		EC	IN-03.01	3G186					GRA.14		
3G187		TRAINING/ WORK	IN-03.01	3G187		IN-07.02	Classroom		GRA.14	GRA.19	
3G190		HK	IN-03.01	3G190		IN-04.02	HAC		GRA.14	GRA.16	
3G191		PHYS LOUNGE	IN-03.01	3G191		IN-04.02	Physicians Lounge		GRA.14	GRA.16	
3G192		STAFF LOCKERS	IN-03.01	3G192					GRA.14		
3G192	2	STAFF LOCKERS	IN-03.01	3G192		IN-04.02	Staff Lockers		GRA.14	GRA.16	

DIA-S											
Number	Location	Name	Sign Type 1	Message 1		Sign Type 2	Message 2		Sheet Number 1	Sheet Number 2	Notes
3G193		STAFF LOCKERS	IN-03.01	3G193					GRA.14		
3G193	2	STAFF LOCKERS	IN-04.02	Staff Lockers					GRA.16		
3G193	2	STAFF LOCKERS	IN-03.01	3G193		IN-04.02	Staff Lockers		GRA.14	GRA.16	
3G194		STAFF LOUNGE	IN-03.01	3G194		IN-04.02	Staff Lounge		GRA.14	GRA.16	
3G195		STAFF LOCKERS	IN-04.02	Staff Lockers					GRA.16		
3G227	2	SERVICE BAY	IN-03.01	3G227					GRA.14		
3G227A		TELECOM	IN-03.01	3G227A					GRA.14		
3G227B		SECURITY	IN-03.01	3G227B					GRA.14		
3G227C		NORM ELEC	IN-03.01	3G227C		IN-04.02	Electrical		GRA.14	GRA.16	
3G227D		EMER ELEC	IN-03.01	3G227D		IN-04.02	Emergency Electrical		GRA.14	GRA.16	
3G228		SERVICE BAY	IN-03.01	3G228					GRA.14		
LEVEL 4											
4-STF-02		STAIR	IN-13	 Stair					GRA.23		
4-STF-02	2	STAIR	IN-09.07	 STAIR		IN-01.11	STAIR STF-2 ROOF ACCESS 4 ↓ EXIT DOWN TO FLOOR 1 1 THROUGH 5		GRA.21	GRA.12	
4-STF-04		STAIR	IN-09.07	 STAIR		IN-01.11	STAIR STF-4 NO ROOF ACCESS 4 ↓ EXIT DOWN TO FLOOR 1 1 THROUGH 4		GRA.21	GRA.12	
4-STG-03			IN-13	 Stair					GRA.23		




DIA-S											
Number	Location	Name	Sign Type 1	Message 1		Sign Type 2	Message 2		Sheet Number 1	Sheet Number 2	Notes
4-STG-03	2	STAIR	IN-09.07	 STAIR		IN-01.11	STAIR STG-3 ROOF ACCESS 4 ↓ EXIT DOWN TO FLOOR 1 1 THROUGH 5		GRA.21	GRA.12	
4A1001		FEMALE	IN-13	 Restroom					GRA.23		
4A100A	2	FEMALE	IN-09.02	 WOMEN					GRA.20		
4A100B		MALE	IN-09.01	 MEN					GRA.20		
4F-C01		ELEV	IN-13	 Elevator					GRA.23		
4F-C02A	1		IN-13	 Stair					GRA.23		
4F-C07	1	CORR	IN-03.01	4F-C07					GRA.14		
4F-C07	1	CORR	IN-04.02	(dept name) Offices					GRA.16		
4F-C07	1	CORR	IN-03.01	4F-C07					GRA.14		
4F-C07	2	CORR	IN-04.02	(dept name) Offices					GRA.16		
4F-C07	2	CORR	IN-03.01	4F-C07		IN-04.02	(dept name) Ofiices		GRA.14	GRA.16	
4F104		HISTOLOGY	IN-03.01	4F104		IN-04.02	Histology		GRA.14	GRA.16	
4F104A		AP ADP	IN-03.01	4F104A		IN-04.02	AP ADP		GRA.14	GRA.16	
4F106		SLIDE/BLOCK RECORDS STOR	IN-03.01	4F106		IN-04.02	Records Storage		GRA.14	GRA.16	
4F107		MORTUARY REFRIG	IN-03.01	4F107		IN-04.02	Mortuary Refrigerator		GRA.14	GRA.16	
4F109		AUTOPSY ROOM	IN-03.01	4F109		IN-04.02	Autopsy		GRA.14	GRA.16	
4F110		FOOD SERV ELEV LOBBY	IN-01.01.03	(small emergency exit plan)		IN-01.04	(elevator call button)		GRA.09	GRA.10	
4F111		TEACH AUTOPSY	IN-03.01	4F111		IN-04.02	Autopsy Learning		GRA.14	GRA.16	
4F112		EC	IN-03.01	4F112					GRA.14		
4F114		LOCKERS	IN-03.01	4F114		IN-04.02	Staff Lockers		GRA.14	GRA.16	

DIA-S											
Number	Location	Name	Sign Type 1	Message 1		Sign Type 2	Message 2		Sheet Number 1	Sheet Number 2	Notes
4F114A		ST	IN-09.03	 RESTROOM					GRA.20		
4F116		CONFERENCE	IN-03.01	4F116		IN-07.02	Conference Room		GRA.14	GRA.19	
4F117		MED TECH	IN-03.01	4F117					GRA.14		
4F118		PATH/ RESIDENT	IN-03.01	4F118					GRA.14		
4F119		HC T/SH	IN-09.03	 RESTROOM					GRA.20		
4F120		CHUTE RM	IN-03.01	4F120		IN-04.02	Chute Room		GRA.14	GRA.16	
4F121		HC T/SH	IN-09.03	 RESTROOM					GRA.20		
4F122		LOUNGE	IN-03.01	4F122		IN-04.02	Lounge		GRA.14	GRA.16	
4F123		GROSS SPECIMEN STOR	IN-03.01	4F123		IN-04.02	Gross Specimen Storage		GRA.14	GRA.16	
4F127		PARASITOLOGY	IN-03.01	4F127		IN-04.02	Parasitology		GRA.14	GRA.16	
4F128		CYTOLOGY	IN-03.01	4F128		IN-04.02	Cytology		GRA.14	GRA.16	
4F129		TANKS	IN-03.01	4F129		IN-04.02	Tanks		GRA.14	GRA.16	
4F131		FLUORO MICRO	IN-03.01	4F131		IN-04.02	Flouro Micro		GRA.14	GRA.16	
4F132		HK	IN-03.01	4F132		IN-04.02	HAC		GRA.14	GRA.16	
4F133		MED TECH	IN-03.01	4F133					GRA.14		
4F134		IMUNOPATHOLOGY	IN-03.01	4F134		IN-04.02	Imunapathology		GRA.14	GRA.16	
4F136		MB MYCOLOGY/ TB	IN-03.01	4F136		IN-04.02	M Mycology		GRA.14	GRA.16	
4F138		MB CLINICAL MICRO	IN-03.01	4F138					GRA.14		
4F138	2	MB CLINICAL MICRO	IN-04.02	MB Clinical Mirco					GRA.16		
4F138	2	MB CLINICAL MICRO	IN-03.01	4F138		IN-04.02	MB Clinical		GRA.14	GRA.16	
4F139		PRE-AMP REAGENT PREP	IN-03.01	4F139		IN-04.02	Pre-Amp Reagent Prep		GRA.14	GRA.16	







DIA-S											
Number	Location	Name	Sign Type 1	Message 1		Sign Type 2	Message 2		Sheet Number 1	Sheet Number 2	Notes
4F141		PRE-AMP SPEC PROC	IN-03.01	4F141		IN-04.02	Special Procedure		GRA.14	GRA.16	
4F142		REFRIG	IN-03.01	4F142		IN-04.02	Refrigerator		GRA.14	GRA.16	
4F143		ST	IN-09.03	 RESTROOM					GRA.20		
4F144		AMP INSTR	IN-03.01	4F144		IN-04.02	AMP Instrument		GRA.14	GRA.16	
4F145		ST	IN-09.03	 RESTROOM					GRA.20		
4F147		COPY	IN-03.01	4F147		IN-04.02	Copy Room		GRA.14	GRA.16	
4F148		CHIEF OF SERV	IN-03.01	4F148					GRA.14		
4F149A		CLERICAL	IN-03.01-C	4F149A					GRA.15		
4F149B		CLERICAL	IN-03.01-C	4F149B					GRA.15		
4F150		SECTION CHIEF	IN-03.01	4F150					GRA.14		
4F152		SECTION CHIEF	IN-03.01	4F152					GRA.14		
4F153		STAFF PATH	IN-03.01	4F153					GRA.14		
4F154		ADMIN OFFICER (AOD)	IN-03.01	4F154					GRA.14		
4F155		STAFF PATH	IN-03.01	4F155					GRA.14		
4F156		DATA PROCESS	IN-03.01	4F156		IN-04.02	Data Processesing		GRA.14	GRA.16	
4F157		STAFF PATH	IN-03.01	4F157					GRA.14		
4F158		HK	IN-03.01	4F158		IN-04.02	HAC		GRA.14	GRA.16	
4F159		STAFF PATH	IN-03.01	4F159					GRA.14		
4F222		ELEV	IC-02.01	(concourse elevator directory)					GRA.31		
4F222	2	ELEV LOBBY	IN-01.01.03	(small emergency exit plan)		IN-01.04	(elevator call button)		GRA.09	GRA.10	
4F227		SERVICE BAY	IN-03.01	4F227					GRA.14		
4F227A		TELECOM	IN-03.01	4F227A					GRA.14		

DIA-S											
Number	Location	Name	Sign Type 1	Message 1		Sign Type 2	Message 2		Sheet Number 1	Sheet Number 2	Notes
4F227B		SECURITY	IN-03.01	4F227B					GRA.14		
4F227C		NORM ELEC	IN-03.01	4F227C		IN-04.02	Electrical		GRA.14	GRA.16	
4F227D		EMER ELEC	IN-03.01	4F227D		IN-04.02	Emergency Electrical		GRA.14	GRA.16	
4F229		SERV ELEV LOBBY	IN-01.01.03	(small emergency exit plan)		IN-01.04	(elevator call button)		GRA.09	GRA.10	
4G-C05A		RECEPT	IN-03.01	4G-C05A					GRA.14		
4G-C05A	2	CORR	IN-04.02	(dept name) Offices					GRA.16		
4G-C05A	2	CORR	IN-03.01	4G-C05A		IN-04.02	(dept name) Offices		GRA.14	GRA.16	
4G-C06		CORR	IN-03.01	4G-C06		IN-04.02	(dept name) Offices		GRA.14	GRA.16	
4G-C07		CORR	IN-03.01	4G-C07		IN-04.02	(dept name) Offices		GRA.14	GRA.16	
4G101		SECTION CHIEF	IN-03.01	4G101					GRA.14		
4G103		SECTION CHIEF	IN-03.01	4G103					GRA.14		
4G104		HK	IN-03.01	4G104		IN-04.02	HAC		GRA.14	GRA.16	
4G105		BACK-UP SECURITY COMMAND CENTER	IN-03.01	4G105					GRA.14		
4G105A		SCC RACK ROOM	IN-03.01	4G105A					GRA.14		
4G106A		NETWK	IN-03.01-C	4G106A					GRA.15		
4G106B		NETWK	IN-03.01-C	4G106B					GRA.15		
4G106C		NETWK	IN-03.01-C	4G106C					GRA.15		
4G106D		NETWK	IN-03.01-C	4G106D					GRA.15		
4G106E		NETWK	IN-03.01-C	4G106E					GRA.15		
4G106F		NETWK	IN-03.01-C	4G106F					GRA.15		
4G106G		VISTA	IN-03.01-C	4G106G					GRA.15		
4G106H		VISTA	IN-03.01-C	4G106H					GRA.15		











DIA-S											
Number	Location	Name	Sign Type 1	Message 1		Sign Type 2	Message 2		Sheet Number 1	Sheet Number 2	Notes
4G106I		VISTA	IN-03.01-C	4G106I					GRA.15		
4G106J		NETWK	IN-03.01-C	4G106J					GRA.15		
4G106K		NETWK	IN-03.01-C	4G106K					GRA.15		
4G106L		PBX	IN-03.01-C	4G106L					GRA.15		
4G106M		PBX	IN-03.01-C	4G106M					GRA.15		
4G106N		PBX	IN-03.01-C	4G106N					GRA.15		
4G106O		PBX	IN-03.01-C	4G106O					GRA.15		
4G106P		PBX	IN-03.01-C	4G106P					GRA.15		
4G106Q		IMAGE	IN-03.01-C	4G106Q					GRA.15		
4G106R		IMAGE	IN-03.01-C	4G106R					GRA.15		
4G106S		IMAGE	IN-03.01-C	4G106S					GRA.15		
4G106T		IMAGE	IN-03.01-C	4G106T					GRA.15		
4G108		TELE PBX	IN-03.01-C	4G108					GRA.15		
4G108A		TELE UPS	IN-03.01-C	4G108A					GRA.15		
4G108B		CABLE VAULT	IN-03.01	4G108B		IN-04.02	Cable Vault		GRA.14	GRA.16	
4G110D		UPS ELEC RM	IN-03.01	4G110D					GRA.14		
4G110E		AP ADP	IN-03.01	4G110E					GRA.14		
4G110E	2	AP ADP	IN-04.02	AP ADP					GRA.16		
4G110E	2	COMP ACTIVE STOR	IN-03.01	4G110E		IN-04.02	Computer Active Storage		GRA.14	GRA.16	
4G119A		STOR	IN-03.01	4G119A		IN-04.02	Storage		GRA.14	GRA.16	
4G119B		HK	IN-03.01	4G119B		IN-04.02	HAC		GRA.14	GRA.16	





DIA-S											
Number	Location	Name	Sign Type 1	Message 1		Sign Type 2	Message 2		Sheet Number 1	Sheet Number 2	Notes
4G120		KITCHEN ELEC RM	IN-03.01	4G120					GRA.14		
4G121A		SUPV TECH	IN-03.01-C	4G121A					GRA.15		
4G121B		SUPV TECH	IN-03.01-C	4G121B					GRA.15		
4G121C		SUPV TECH	IN-03.01-C	4G121C					GRA.15		
4G121D		SUPV TECH	IN-03.01-C	4G121D					GRA.15		
4G122		MAIN KITCHEN SANITATION	IN-03.01	4G122		IN-04.02	Sanitation		GRA.14	GRA.16	
4G123		WALK-IN FOOD BANK	IN-03.01	4G123		IN-04.02	Food Bank		GRA.14	GRA.16	
4G124		MAIN KITCHEN FOOD PREP	IN-03.01	4G124		IN-04.02	Food Prep		GRA.14	GRA.16	
4G125A		WALK-IN MEAT THAWING	IN-03.01	4G125A		IN-04.02	Meat Thawing		GRA.14	GRA.16	
4G126		MAIN KITCHEN PATIENT TRAY SERIVCE	IN-03.01	4G126		IN-04.02	Patient Tray Service		GRA.14	GRA.16	
4G127		DAIRY REFRIG	IN-03.01	4G127		IN-04.02	Dairy Refrigerator		GRA.14	GRA.16	
4G128		REFRIG - BEV/BAK	IN-03.01	4G128		IN-04.02	Refrigerator		GRA.14	GRA.16	
4G129		WALK-IN PRODUCE	IN-03.01	4G129		IN-04.02	Produce		GRA.14	GRA.16	
4G130		DRY GOODS STOR	IN-03.01	4G130		IN-04.02	Dry Goods Storage		GRA.14	GRA.16	
4G131		PRODUCT REFRIG	IN-03.01	4G131		IN-04.02	Product		GRA.14	GRA.16	
4G134		STAFF LOUNGE	IN-03.01	4G134		IN-04.02	Staff Lounge		GRA.14	GRA.16	
4G136		RECEIVING	IN-03.01	4G136		IN-04.02	Receiving		GRA.14	GRA.16	
4G137		MALE	IN-13	 Restroom					GRA.23		
4G137	2	MALE	IN-09.01	 MEN					GRA.20		
4G138		EC	IN-03.01	4G138					GRA.14		
4G139		FEMALE	IN-09.02	 WOMEN					GRA.20		

DIA-S											
Number	Location	Name	Sign Type 1	Message 1		Sign Type 2	Message 2		Sheet Number 1	Sheet Number 2	Notes
4G140		TRAIN/ CONF RM	IN-03.01	4G140		IN-07.02	Classroom		GRA.14	GRA.19	
4G142		PRIVATE MEETING RM	IN-03.01	4G142		IN-07.02	Conference Room		GRA.14	GRA.19	
4G144		CLINICAL ADM SEC CHIEF	IN-03.01	4G144					GRA.14		
4G145		DIET TECH COMM CENTER	IN-03.01	4G145					GRA.14		
4G146		ASST CHIEF NUTRITION	IN-03.01	4G146					GRA.14		
4G147		DIET TECH COMM CENTER	IN-03.01	4G147					GRA.14		
4G148		CHIEF NUTRITION	IN-03.01	4G148					GRA.14		
4G149A		CLERK	IN-03.01-C	4G149A					GRA.15		
4G149B		CLERK	IN-03.01-C	4G149B					GRA.15		
4G150		PATIENT PROD MGR	IN-03.01	4G150					GRA.14		
4G151		RECEPT	IN-03.01-C	4G151					GRA.15		
4G227		SERVICE BAY	IN-03.01	4G227					GRA.14		
4G227A		TELECOM	IN-03.01	4G227A					GRA.14		
4G227B		SECURITY	IN-03.01	4G227B					GRA.14		
4G227C		NORM ELEC	IN-03.01	4G227C		IN-04.02	Electrical		GRA.14	GRA.16	
4G227D		EMER ELEC	IN-03.01	4G227D		IN-04.02	Emergency Electrical		GRA.14	GRA.16	
4G228		SERVICE BAY	IN-03.01	4G228					GRA.14		

OUT											
Number	Location	Name	Sign Type 1	Message 1		Sign Type 2	Message 2		Sheet Number 1	Sheet Number 2	Notes
LEVEL 1	OUTPATIENT										
1-STH-1	2	STAIR	IN-13	 Stair					GRA.23		
1-STH-1	3	STAIR	IN-01.10	(stair identification)					GRA.11		
1-STH-1		STAIR	IN-09.07	 STAIR		IN-01.11	STAIR STH-1 ROOF ACCESS 1 EXIT THIS LEVEL 1 THROUGH 4		GRA.21	GRA.12	
1-STJ-2	2	STAIR	IN-09.07	 STAIR					GRA.21		
1-STJ-2	3	STAIR	IN-13	 Stair					GRA.23		
1-STJ-2	4	STAIR	IN-09.07	 STAIR					GRA.21		
1-STJ-2	5	STAIR	IN-01.10	(stair identification)					GRA.11		
1-STJ-2		STAIR	IN-09.07	 STAIR		IN-01.11	STAIR STJ-2 ROOF ACCESS 1 EXIT THIS LEVEL 1 THROUGH 8		GRA.21	GRA.12	
1H-C03	1		IN-14.05	(wall directional sign)					GRA.25		
1H-C05A	1		IN-14.05	(wall directional sign)					GRA.25		
1H-C05B	1		IN-14.05	(wall directional sign)					GRA.25		
1H-c06	1		IN-14.05	(wall directional sign)					GRA.25		
1H100	2	LOBBY	IC-02.02	(LMK object wall)					XXXXX		
1H100	3	LOBBY	IC-02.03	(LMK object wall rail)					GRA.40		
1H100	4	LOBBY	IC-02.01	(concourse elvator directory)					GRA.31		
1H100		LOBBY	IN-01.01.03	(small emergency exit plan)		IN-01.04	(elevator call button)		GRA.09	GRA.10	
1H101		WC	IN-03.01	1H101		IN-04.02	Wheelchairs		GRA.14	GRA.16	
1H103		PHLEB RECEPT	IN-19.01	Reception					GRA.28		
1H108		TECH/ CLEAN	IN-03.01	1H108		IN-04.02	Clean Utility		GRA.14	GRA.16	
1H109		T SPEC	IN-09.03	 RESTROOM					GRA.20		
1H110	2	T SPEC	IN-13	 Restroom					GRA.23		
1H110		T SPEC	IN-09.03	 RESTROOM					GRA.20		
1H111		EXAM	IN-03.01	1H111		IN-04.02	Exam Room		GRA.14	GRA.16	
1H112		EXAM	IN-03.01	1H112		IN-04.02	Exam Room		GRA.14	GRA.16	
1H113A		ELEC	IN-03.01	1H113A					GRA.14		
1H113B		UNASSIGNED	IN-03.01	1H113B					GRA.14		







OUT											
Number	Location	Name	Sign Type 1	Message 1		Sign Type 2	Message 2		Sheet Number 1	Sheet Number 2	Notes
1H114		SOILED	IN-03.01	1H114		IN-04.02	Soiled Utility		GRA.14	GRA.16	
1H115		HK	IN-03.01	1H115		IN-04.02	HAC		GRA.14	GRA.16	
1H116		BLOOD DRAW	IN-03.01	1H116		IN-04.02	Blood Draw		GRA.14	GRA.16	
1H117		BLOOD DRAW	IN-03.01	1H117		IN-04.02	Blood Draw		GRA.14	GRA.16	
1H118		BLOOD DRAW	IN-03.01	1H118		IN-04.02	Blood Draw		GRA.14	GRA.16	
1H119		BLOOD DRAW	IN-03.01	1H119		IN-04.02	Blood Draw		GRA.14	GRA.16	
1H120		BLOOD DRAW	IN-03.01	1H120		IN-04.02	Blood Draw		GRA.14	GRA.16	
1H130		CLASSRM	IN-03.01	1H130		IN-07.02	Classroom		GRA.14	GRA.19	
1H130B	2	EXAM	IN-03.01	1H130B					GRA.14		
1H130B	2	EXAM	IN-04.02	Exam					GRA.16		
1H130B		EXAM	IN-03.01	1H130B		IN-04.02	Exam Room		GRA.14	GRA.16	
1H132	2	CLASSRM	IN-03.01	1H132					GRA.14		
1H132	2	CLASSRM	IN-04.02	Classroom					GRA.16		
1H132		CLASSRM	IN-03.01	1H132		IN-07.02	Classroom		GRA.14	GRA.19	
1H132A		DEMO KIT	IN-03.01	1H132A		IN-04.02	Demo Kitchen		GRA.14	GRA.16	
1H134		CLASSRM	IN-03.01	1H134		IN-07.02	Classroom		GRA.14	GRA.19	
1H134B	2	EXAM	IN-03.01	1H134B					GRA.14		
1H134B	2	EXAM	IN-04.02	Exam					GRA.16		
1H134B		EXAM	IN-03.01	1H134B		IN-04.02	Exam Room		GRA.14	GRA.16	
1H135		CIRC DESK	IN-19.01	Department Reception					GRA.28		
1H136		FILE/ WRK	IN-03.01	1H136		IN-04.02	File Room		GRA.14	GRA.16	
1H137		ADMIN CUBS	IN-03.01-C	1H137					GRA.15		Qty 2
1H139		PAT WELL COORD	IN-03.01	1H139					GRA.14		
1H141		COUNSEL	IN-03.01	1H141					GRA.14		
1H142		COUNSEL	IN-03.01	1H142					GRA.14		
1H200		INTV	IN-03.01	1H200		IN-04.02	Interview		GRA.14	GRA.16	
1H201		INTV	IN-03.01	1H201		IN-04.02	Interview		GRA.14	GRA.16	
1H202		INTV	IN-03.01	1H202		IN-04.02	Interview		GRA.14	GRA.16	
1H203		ELIG CLERK	IN-03.01	1H203		IN-04.02	Eligibility Clerk		GRA.14	GRA.16	
1H204		ELIG CLERK	IN-03.01	1H204		IN-04.02	Eligibility Clerk		GRA.14	GRA.16	
1H205		INTV	IN-03.01	1H205		IN-04.02	Interview		GRA.14	GRA.16	
1H206		INTV	IN-03.01	1H206		IN-04.02	Interview		GRA.14	GRA.16	
1H207		INTV	IN-03.01	1H207		IN-04.02	Interview		GRA.14	GRA.16	
1H208		INTV	IN-03.01	1H208		IN-04.02	Interview		GRA.14	GRA.16	
1H209		INTV	IN-03.01	1H209		IN-04.02	Interview		GRA.14	GRA.16	
1H210		ST	IN-09.03	 RESTROOM					GRA.20		
1H211		COPY STOR	IN-03.01	1H211		IN-04.02	Copy Storage		GRA.14	GRA.16	
1H212		PSA(2)	IN-03.01	1H212					GRA.14		
1H213		SUPRV	IN-03.01	1H213					GRA.14		
1H214		CHIEF	IN-03.01	1H214					GRA.14		
1J-C01A	1		IN-14.05	(wall directional sign)					GRA.25		
1J-C01B	1		IN-14.05	(wall directional sign)					GRA.25		

OUT											
Number	Location	Name	Sign Type 1	Message 1		Sign Type 2	Message 2		Sheet Number 1	Sheet Number 2	Notes
1J-C02	1	TRMT/ RELAX	IN-14.05	(wall directional sign)					GRA.25		
1J-C03	1	INTAKE	IN-14.05	(wall directional sign)					GRA.25		
1J-C04	1	T SPEC	IN-14.03	(wal directional sign)					GRA.24		
1J-C05	1	INTAKE	IN-14.03	(wall directional sign)					GRA.24		
1J-C08	1	MULTI-PURPOSE	IN-13	 Stair					GRA.23		
1J-C06	1	OFF COUNSEL	IN-14.05	(wall directional sign)					GRA.25		
1J-C08	2	T	IN-13	 Restroom					GRA.23		
1J-C08	3	CATER KIT	IN-14.05	(wall directional sign)					GRA.25		
1J-C07	1	OFF COUNSEL	IN-14.05	(wall directional sign)					GRA.25		
1J-C08	4	STAIR	IN-13	 Stair					GRA.23		
1J-C09	1		IN-14.05	(wall directional sign)					GRA.25		
1J-C09	2		IN-14.05	(wall directional sign)					GRA.25		
1J-C09	3		IN-14.05	(wall directional sign)					GRA.25		
1J-C09	4		IN-14.05	(wall directional sign)					GRA.25		
1J-C09	5		IN-14.05	(wall directional sign)					GRA.25		
1J-C09	6		IN-14.05	(wall directional sign)					GRA.25		
1J-STJ-3	2		IN-13	 Stair					GRA.23		
1J-STJ-3	3		IN-01.10	(stair identification)					GRA.11		
1J-STJ-3	3		IN-13	 Stair					GRA.23		
1J-STJ-3	4		IN-01.10	(stair identification)					GRA.11		
1J-STJ-3	5		IN-09.07	 STAIR					GRA.21		
1J-STJ-3		STAIR	IN-09.07	 STAIR		IN-01.11	STAIR STJ-3 NO ROOF ACCESS 1 EXIT THIS LEVEL 1 THROUGH 5		GRA.21	GRA.12	
1J100		VEST	IN-01.01.03	(small emergency exit plan)		IN-01.04	(elevator call button)		GRA.09	GRA.10	
1J101	2	MALE	IN-13	 Restroom					GRA.23		
1J101		MALE	IN-09.01	 MEN					GRA.20		
1J102A		TELECOM	IN-03.01	1J102A					GRA.14		
1J102B		LVSR	IN-03.01	1J102B					GRA.14		
1J103		FEMALE	IN-09.02	 WOMEN					GRA.20		
1J104		SERVICE BAY	IN-03.01	1J104					GRA.14		
1J104A		EMER ELEC	IN-03.01	1J104A		IN-04.02	Emergency Electrical		GRA.14	GRA.16	
1J104B		NORM ELEC	IN-03.01	1J104B					GRA.14		
1J105	2	SERV ELEV LOBBY	IN-17.05	(floor directory)					GRA.27		
1J105		SERV ELEV LOBBY	IN-01.01.03	(small emergency exit plan)		IN-01.04	(elevator call button)		GRA.09	GRA.10	
1J110A	2	RECEPT	IN-19.01	Mental Health Check Reception					GRA.28		
1J110A	3		IC-02.04	(department ID)					GRA.41		
1J110A		RECEPT	IC-02.04	(department ID)					GRA.41		



OUT											
Number	Location	Name	Sign Type 1	Message 1		Sign Type 2	Message 2		Sheet Number 1	Sheet Number 2	Notes
1J110B		PSA	IN-03.01-C	1J110B					GRA.15		
1J110C		PSA	IN-03.01-C	1J110C					GRA.15		
1J110D		INTV	IN-03.01	1J110D					GRA.14		
1J110E		INTV	IN-03.01	1J110E					GRA.14		
1J116	2	MULTI-PURPOSE	IN-03.01	1J116					GRA.14		
1J116	2	MULTI-PURPOSE	IN-04.02	Multi-Purpose					GRA.16		
1J116		MULTI-PURPOSE	IN-03.01	1J116		IN-04.02	Multi-Purpose Room		GRA.14	GRA.16	
1J116A		CATER KIT	IN-03.01	1J116A		IN-04.02	Catering Kitchen		GRA.14	GRA.16	
1J118	2	GROUP THERAPY	IN-03.01	1J118					GRA.14		
1J118	2	GROUP THERAPY	IN-04.02	Group Therapy					GRA.16		
1J118		GROUP THERAPY	IN-03.01	1J118		IN-04.02	Group Therapy		GRA.14	GRA.16	
1J120	2	GROUP THERAPY	IN-03.01	1J120					GRA.14		
1J120	2	GROUP THERAPY	IN-04.02	Group Therapy					GRA.16		
1J120		GROUP THERAPY	IN-03.01	1J120		IN-04.02	Group Therapy		GRA.14	GRA.16	
1J122	2	GROUP THERAPY	IN-03.01	1J122					GRA.14		
1J122	2	GROUP THERAPY	IN-04.02	Group Therapy					GRA.16		
1J122		GROUP THERAPY	IN-03.01	1J122		IN-04.02	Group Therapy		GRA.14	GRA.16	
1J124	2	GROUP THERAPY	IN-03.01	1J124					GRA.14		
1J124	2	GROUP THERAPY	IN-04.02	Group Therapy					GRA.16		
1J124		GROUP THERAPY	IN-03.01	1J124		IN-04.02	Group Therapy		GRA.14	GRA.16	
1J126	2	GROUP THERAPY	IN-03.01	1J126					GRA.14		
1J126	2	GROUP THERAPY	IN-04.02	Group Therapy					GRA.16		
1J126		GROUP THERAPY	IN-03.01	1J126		IN-04.02	Group Therapy		GRA.14	GRA.16	
1J127	2	T	IN-13	 Restroom					GRA.23		
1J127		T	IN-09.03	 RESTROOM					GRA.20		
1J128	2	T	IN-13	 Restroom					GRA.23		
1J128		T	IN-09.03	 RESTROOM					GRA.20		
1J129	2	FAM COUNSEL	IN-03.01	1J129					GRA.14		
1J129	2	FAM COUNSEL	IN-04.02	Family Counseling					GRA.16		
1J129		FAM COUNSEL	IN-03.01	1J129		IN-04.02	Family Counseling		GRA.14	GRA.16	
1J130	2	FAM COUNSEL	IN-03.01	1J130					GRA.14		
1J130	2	FAM COUNSEL	IN-04.02	Family Counseling					GRA.16		
1J130		FAM COUNSEL	IN-03.01	1J130		IN-04.02	Family Counseling		GRA.14	GRA.16	
1J131	2	FAM COUNSEL	IN-03.01	1J131					GRA.14		
1J131	2	FAM COUNSEL	IN-04.02	Family Counseling					GRA.16		
1J131		FAM COUNSEL	IN-03.01	1J131		IN-04.02	Family Counseling		GRA.14	GRA.16	
1J132	2	FAM COUNSEL	IN-03.01	1J132					GRA.14		
1J132	2	FAM COUNSEL	IN-04.02	Family Counseling					GRA.16		
1J132		FAM COUNSEL	IN-03.01	1J132		IN-04.02	Family Counseling		GRA.14	GRA.16	
1J136		FAMILY WAITING	IN-03.01	1J136		IN-04.02	Faily Waiting		GRA.14	GRA.16	

OUT											
Number	Location	Name	Sign Type 1	Message 1		Sign Type 2	Message 2		Sheet Number 1	Sheet Number 2	Notes
1J136A		T	IN-09.03	 RESTROOM					GRA.20		
1J200		TRMT/ RELAX	IN-03.01	1J200		IN-04.02	Treatment Room		GRA.14	GRA.16	
1J203		INTAKE	IN-03.01	1J203		IN-04.02	Intake		GRA.14	GRA.16	
1J204		OFF COUNSEL	IN-03.01	1J204					GRA.14		
1J205		OFF COUNSEL	IN-03.01	1J205					GRA.14		
1J206		OFF COUNSEL	IN-03.01	1J206					GRA.14		
1J207		OFF COUNSEL	IN-03.01	1J207					GRA.14		
1J208		STOR	IN-03.01	1J208		IN-04.02	Storage		GRA.14	GRA.16	
1J209		BIOFDBK TRTMT	IN-03.01	1J209		IN-04.02	Biofeedback		GRA.14	GRA.16	
1J210		SOILED	IN-03.01	1J210		IN-04.02	Soiled Utility		GRA.14	GRA.16	
1J211		ST	IN-09.03	 RESTROOM					GRA.20		
1J212		HK	IN-03.01	1J212		IN-04.02	HAC		GRA.14	GRA.16	
1J214		ST	IN-09.03	 RESTROOM					GRA.20		
1J215		COPY	IN-03.01	1J215		IN-04.02	Copy Room		GRA.14	GRA.16	
1J216		OFF COUNSEL	IN-03.01	1J216					GRA.14		
1J217		OFF COUNSEL	IN-03.01	1J217					GRA.14		
1J218		OFF COUNSEL	IN-03.01	1J218					GRA.14		
1J219		OFF COUNSEL	IN-03.01	1J219					GRA.14		
1J220		OFF COUNSEL	IN-03.01	1J220					GRA.14		
1J221		OFF COUNSEL	IN-03.01	1J221					GRA.14		
1J222		INTAKE	IN-03.01	1J222		IN-04.02	Intake		GRA.14	GRA.16	
1J223		INTAKE	IN-03.01	1J223		IN-04.02	Intake		GRA.14	GRA.16	
1J224	2	T SPEC	IN-13	 Restroom					GRA.23		
1J224		T SPEC	IN-09.03	 RESTROOM					GRA.20		
1J225		INTAKE	IN-03.01	1J225		IN-04.02	Intake		GRA.14	GRA.16	
1J226		T SPEC	IN-09.03	 RESTROOM					GRA.20		
1J227		GROUP THERAPY	IN-03.01	1J227		IN-04.02	Group Therapy		GRA.14	GRA.16	
1J228		EXAM	IN-03.01	1J228		IN-04.02	Exam Room		GRA.14	GRA.16	
1J230		EXAM	IN-03.01	1J230		IN-04.02	Exam Room		GRA.14	GRA.16	
1J231		MEDS	IN-03.01	1J231		IN-04.02	Meds		GRA.14	GRA.16	
1J232		OFF COUNSEL	IN-03.01	1J232					GRA.14		
1J233		OFF COUNSEL	IN-03.01	1J233					GRA.14		
1J234		CLEAN SUPPLY	IN-03.01	1J234		IN-04.02	Clean Utility		GRA.14	GRA.16	
1J235		UNASSN	IN-03.01	1J235					GRA.14		
1J236		TREAT	IN-03.01	1J236		IN-04.02	Treatment Room		GRA.14	GRA.16	
1J237		OFF COUNSEL	IN-03.01	1J237					GRA.14		
1J238		OFF COUNSEL	IN-03.01	1J238					GRA.14		
1J239		OFF COUNSEL	IN-03.01	1J239					GRA.14		

OUT											
Number	Location	Name	Sign Type 1	Message 1		Sign Type 2	Message 2		Sheet Number 1	Sheet Number 2	Notes
1J241		OFF COUNSEL	IN-03.01	1J241					GRA.14		
1J242		INTAKE	IN-03.01	1J242		IN-04.02	Intake		GRA.14	GRA.16	
1J243		INTAKE	IN-03.01	1J243		IN-04.02	Intake		GRA.14	GRA.16	
1J244		OFF COUNSEL	IN-03.01	1J244					GRA.14		
1J245		OFF COUNSEL	IN-03.01	1J245					GRA.14		
1J246		OFF COUNSEL	IN-03.01	1J246					GRA.14		
1J247		OFF COUNSEL	IN-03.01	1J247					GRA.14		
1J248		OFF COUNSEL	IN-03.01	1J248					GRA.14		
1J249		OFF COUNSEL	IN-03.01	1J249					GRA.14		
1J250		OFF COUNSEL	IN-03.01	1J250					GRA.14		
1J251		OFF COUNSEL	IN-03.01	1J251					GRA.14		
1J252		OFF COUNSEL	IN-03.01	1J252					GRA.14		
1J253A		TECH	IN-03.01-C	1J253A					GRA.15		
1J253B		TECH	IN-03.01-C	1J253B					GRA.15		
1J261		HK	IN-03.01	1J261		IN-04.02	HAC		GRA.14	GRA.16	
1J262		OFF COUNSEL	IN-03.01	1J262					GRA.14		
1J263		OFF COUNSEL	IN-03.01	1J263					GRA.14		
1J264		OFF COUNSEL	IN-03.01	1J264					GRA.14		
1J265		TYP BIOFDBK TRTMT	IN-03.01	1J265		IN-04.02	Biofeedback		GRA.14	GRA.16	
1J266		OFF COUNSEL	IN-03.01	1J266					GRA.14		
1J267		OFF COUNSEL	IN-03.01	1J267					GRA.14		
1J268		OFF COUNSEL	IN-03.01	1J268					GRA.14		
1J269		OFF COUNSEL	IN-03.01	1J269					GRA.14		
1J270		T	IN-09.03	 RESTROOM					GRA.20		
1J271		T	IN-09.03	 RESTROOM					GRA.20		
1J272		TELEMED	IN-03.01	1J272					GRA.14		
1J273		STOR-SOC ACTIV	IN-03.01	1J273		IN-04.02	Storage		GRA.14	GRA.16	
1J274		TELEMED	IN-03.01	1J274					GRA.14		
1J275		ST	IN-09.03	 RESTROOM					GRA.20		
1J276		UNASSN	IN-03.01	1J276					GRA.14		
1J277		ST	IN-09.03	 RESTROOM					GRA.20		
1J299		SERVICE BAY	IN-03.01	1J299					GRA.14		
1J299A		EMER ELEC	IN-03.01	1J299A		IN-04.02	Emergency Electrical		GRA.14	GRA.16	
1J299B		NORM ELEC	IN-03.01	1J299B					GRA.14		
1J301A		LOW VOLT	IN-03.01	1J301A					GRA.14		
1J301B		TELECOM	IN-03.01	1J301B					GRA.14		
1J302		RES OFF	IN-03.01	1J302					GRA.14		
1J303		RES OFF	IN-03.01	1J303					GRA.14		
1J304		RES OFF	IN-03.01	1J304					GRA.14		






OUT											
Number	Location	Name	Sign Type 1	Message 1		Sign Type 2	Message 2		Sheet Number 1	Sheet Number 2	Notes
1J305	2	CONF STAFF	IN-03.01	1J305					GRA.14		
1J305	2	CONF STAFF	IN-07.02	Conference Room					GRA.19		
1J305		CONF STAFF	IN-03.01	1J305		IN-07.02	Conference Room		GRA.14	GRA.19	
1J306		RES OFF	IN-03.01	1J306					GRA.14		
1J307		RES OFF	IN-03.01	1J307					GRA.14		
1J309		OFF RES	IN-03.01	1J309					GRA.14		
1J310		OFF RES	IN-03.01	1J310					GRA.14		
1J311		PROG LDR	IN-03.01	1J311					GRA.14		
1J312		RES OFF	IN-03.01	1J312					GRA.14		
1J313		RES OFF	IN-03.01	1J313					GRA.14		
1J314		RES OFF	IN-03.01	1J314					GRA.14		
1J315		RES OFF	IN-03.01	1J315					GRA.14		
1J316		UNASSN	IN-03.01	1J316					GRA.14		
1J317		STAFF LOUNGE	IN-03.01	1J317		IN-04.02	Staff Lounge		GRA.14	GRA.16	
LEVEL 2											
2-STH-1	2	STAIR	IN-13	 Stair					GRA.23		
2-STH-1		STAIR	IN-09.07	 STAIR		IN-01.11	STAIR STH-1 ROOF ACCESS 2 ↓ EXIT DOWN TO FLOOR 1 1 THROUGH 4		GRA.21	GRA.12	
2-STH-2	2	STAIR	IN-09.07	 STAIR					GRA.21		
2-STJ-2	2	STAIR	IN-13	 Stair					GRA.23		
2-STJ-2	3	EXCIMER LASER	IN-13	 Stair					GRA.23		
2-STJ-2		STAIR	IN-09.07	 STAIR		IN-01.11	STAIR STJ-2 ROOF ACCESS 2 ↓ EXIT DOWN TO FLOOR 1 1 THROUGH 8		GRA.21	GRA.12	
2H-C04	1		IN-14.05	(wall directional sign)					GRA.25		
2H-C06	1		IN-14.05	(wall directional sign)					GRA.25		
2H100A	1	WAITING	IC-02.04	(department ID)					GRA.41		
2H100A	2		IN-14.03	(wal directional sign)					GRA.24		
2H101	2	RECEPT	IN-19.01	Reception					GRA.28		
2H101		RECEPT	IN-12.01	Check In					GRA.22		
2H102		CLERKS	IN-03.01-C	2H102					GRA.15		Qty 2
2H103		COPY/ STOR	IN-03.01	2H103		IN-04.02	Copy Storage		GRA.14	GRA.16	

OUT											
Number	Location	Name	Sign Type 1	Message 1		Sign Type 2	Message 2		Sheet Number 1	Sheet Number 2	Notes
2H105		T	IN-09.03	 RESTROOM					GRA.20		
2H106		EXAM	IN-03.01	2H106		IN-04.02	Exam Room		GRA.14	GRA.16	
2H107		EXAM	IN-03.01	2H107		IN-04.02	Exam Room		GRA.14	GRA.16	
2H108		EXAM	IN-03.01	2H108		IN-04.02	Exam Room		GRA.14	GRA.16	
2H109		EXAM	IN-03.01	2H109		IN-04.02	Exam Room		GRA.14	GRA.16	
2H110		EXAM	IN-03.01	2H110		IN-04.02	Exam Room		GRA.14	GRA.16	
2H111		EXAM	IN-03.01	2H111		IN-04.02	Exam Room		GRA.14	GRA.16	
2H112		EXAM	IN-03.01	2H112		IN-04.02	Exam Room		GRA.14	GRA.16	
2H113		EXAM	IN-03.01	2H113		IN-04.02	Exam Room		GRA.14	GRA.16	
2H115		UNASSN	IN-03.01	2H115					GRA.14		
2H116		PHY MGR	IN-03.01	2H116					GRA.14		
2H117		PROVID	IN-03.01	2H117					GRA.14		
2H118		CONSULT	IN-03.01	2H118		IN-04.02	Consultation		GRA.14	GRA.16	
2H119		CLEAN SUPPLY	IN-03.01	2H119		IN-04.02	Clean Utility		GRA.14	GRA.16	
2H120		PSA MGR	IN-03.01	2H120					GRA.14		
2H121		UNASSN	IN-03.01	2H121					GRA.14		
2H122		UNASSN	IN-03.01	2H122					GRA.14		
2H123		UNASSN	IN-03.01	2H123					GRA.14		
2H124	2	CONF	IN-03.01	2H124					GRA.14		
2H124	2	CONF	IN-07.02	Conference Room					GRA.19		
2H124		CONF	IN-03.01	2H124		IN-07.02	Conference Room		GRA.14	GRA.19	
2H126		TRAVEL CLERK	IN-03.01	2H126		IN-04.02	Travel Clerks		GRA.14	GRA.16	
2H127		CASHIER	IN-03.01	2H127		IN-04.02	Cashier		GRA.14	GRA.16	
2H128		ST	IN-09.03	 RESTROOM					GRA.20		
2H129		PAT FUNDS	IN-03.01	2H129		IN-04.02	Patient Funds		GRA.14	GRA.16	
2H130		ST	IN-09.03	 RESTROOM					GRA.20		
2H200		SERVICE BAY	IN-03.01	2H200					GRA.14		
2H200A		ELEC	IN-03.01	2H200A					GRA.14		
2H200B		LVSR	IN-03.01	2H200B					GRA.14		
2H200C		TELECOM	IN-03.01	2H200C					GRA.14		
2H201		HK	IN-03.01	2H201		IN-04.02	HAC		GRA.14	GRA.16	
2J-STJ-3	2	STAIR	IN-13	 Stair					GRA.23		
2J-STJ-3	3	STAIR	IN-13	 Stair					GRA.23		
2J-STJ-3	4	STAIR	IN-09.07	 STAIR					GRA.21		


OUT											
Number	Location	Name	Sign Type 1	Message 1		Sign Type 2	Message 2		Sheet Number 1	Sheet Number 2	Notes
2J-STJ-3		STAIR	IN-09.07	 STAIR		IN-01.11	STAIR STJ-3 NO ROOF ACCESS 2 ↓ EXIT DOWN TO FLOOR 1 1 THROUGH 8		GRA.21	GRA.12	
2H-C04	1		IN-14.05	(wall directional sign)					GRA.25		
2H-C04	2		IN-14.05	(wall directional sign)					GRA.25		
2H-C04	3		IN-14.05	(wall directional sign)					GRA.25		
2H-C07A	1		IN-14.05	(wall directional sign)					GRA.25		
2H-C09	1		IN-14.05	(wall directional sign)					GRA.25		
2H-C09	2		IN-14.05	(wall directional sign)					GRA.25		
2H-C09	3		IN-14.05	(wall directional sign)					GRA.25		
2H-C09	4		IN-14.05	(wall directional sign)					GRA.25		
2J100	3	ELEV	IN-13	 Elevator					GRA.23		
2J100	4	PUB ELEV LOBBY	IN-17.05	(floor directory)					GRA.27		
2J100		PUB ELEV LOBBY	IN-01.01.03	(small emergency exit plan)		IN-01.04	(elevator call button)		GRA.09	GRA.10	
2J101	2	MALE	IN-13	 Restroom					GRA.23		
2J101		MALE	IN-09.01	 MEN					GRA.20		
2J102A		TELECOM	IN-03.01	2J102A					GRA.14		
2J102B		LVSR	IN-03.01	2J102B					GRA.14		
2J103		FEMALE	IN-09.02	 WOMEN					GRA.20		
2J104		SERVICE BAY	IN-03.01	2J104					GRA.14		
2J104A		EMER ELEC	IN-03.01	2J104A		IN-04.02	Emergency Electrical		GRA.14	GRA.16	
2J104B		NORM ELEC	IN-03.01	2J104B					GRA.14		
2J105	2	SERV ELEV LOBBY	IN-17.05	(floor directory)					GRA.27		
2J105		SERV ELEV LOBBY	IN-01.01.03	(small emergency exit plan)		IN-01.04	(elevator call button)		GRA.09	GRA.10	
2J110B	1	CONF	IN-14.05	(wall directional sign)					GRA.25		
2J111A	2	RECEPT	IC-02.04	(department ID)					GRA.41		
2J111A	3	RECEPT	IC-02.04	(department ID)					GRA.41		
2J111A		RECEPT	IN-19.01	Department Reception					GRA.28		
2J111C		INTV	IN-03.01	2J111C		IN-04.02	Interview		GRA.14	GRA.16	
2J111D		INTV	IN-03.01	2J111D		IN-04.02	Interview		GRA.14	GRA.16	
2J112	2	T	IN-13	 Restroom					GRA.23		
2J112		T	IN-09.03	 RESTROOM					GRA.20		
2J114		CONF	IN-03.01	2J114		IN-07.02	Conference Room		GRA.14	GRA.19	
2J115		CUST SERV	IN-03.01	2J115		IN-04.02	Customer Service		GRA.14	GRA.16	
2J115A		ANTE	IN-03.01	2J115A		IN-04.02	Customer Service Office		GRA.14	GRA.16	
2J117	2	CONSULT	IN-03.01	2J117					GRA.14		
2J117	2	CONSULT	IN-04.02	Consultation					GRA.16		





OUT											
Number	Location	Name	Sign Type 1	Message 1		Sign Type 2	Message 2		Sheet Number 1	Sheet Number 2	Notes
2J117		CONSULT	IN-03.01	2J117		IN-04.02	Consultation		GRA.14	GRA.16	
2J118	2	CONSULT	IN-03.01	2J118					GRA.14		
2J118	2	CONSULT	IN-04.02	Consultation					GRA.16		
2J118		CONSULT	IN-03.01	2J118		IN-04.02	Consultation		GRA.14	GRA.16	
2J119		RECEPT	IN-19.01	Pharmacy					GRA.28		
2J201		CNTRL SUBST	IN-03.01	2J201		IN-04.02	Controlled Substances		GRA.14	GRA.16	
2J202		VAULT	IN-03.01	2J202					GRA.14		
2J203		HK	IN-03.01	2J203		IN-04.02	HAC		GRA.14	GRA.16	
2J204		SOILED	IN-03.01	2J204		IN-04.02	Soiled Utility		GRA.14	GRA.16	
2J205		RECEIVING	IN-03.01	2J205		IN-04.02	Receiving		GRA.14	GRA.16	
2J206		PHONE BANK	IN-03.01	2J206		IN-04.02	Phone Bank		GRA.14	GRA.16	
2J207		ANTE	IN-03.01	2J207		IN-04.02	Pharmacy		GRA.14	GRA.16	
2J208		ST	IN-09.03	 RESTROOM					GRA.20		
2J209		ORDER ENTRY	IN-03.01-C	2J209					GRA.15		Qty 4
2J210		OFF	IN-03.01	2J210					GRA.14		
2J211		ST	IN-09.03	 RESTROOM					GRA.20		
2J212		SUPRV	IN-03.01	2J212					GRA.14		
2J213		STOR	IN-03.01	2J213		IN-04.02	Storage		GRA.14	GRA.16	
2J213A		COPY	IN-03.01	2J213A		IN-04.02	Copy Room		GRA.14	GRA.16	
2J214		INVESTIG DRUGS	IN-03.01	2J214		IN-04.02	Investigational Drugs		GRA.14	GRA.16	
2J220		SUB-WAIT	IN-03.01	2J220		IN-04.02	Waiting Room		GRA.14	GRA.16	
2J221		EXAM	IN-03.01	2J221		IN-04.02	Exam Room		GRA.14	GRA.16	
2J222		EXAM	IN-03.01	2J222		IN-04.02	Exam Room		GRA.14	GRA.16	
2J223		EXAM	IN-03.01	2J223		IN-04.02	Exam Room		GRA.14	GRA.16	
2J224		EXAM	IN-03.01	2J224		IN-04.02	Exam Room		GRA.14	GRA.16	
2J226		EXAM	IN-03.01	2J226		IN-04.02	Exam Room		GRA.14	GRA.16	
2J227		EXAM	IN-03.01	2J227		IN-04.02	Exam Room		GRA.14	GRA.16	
2J228		EXAM	IN-03.01	2J228		IN-04.02	Exam Room		GRA.14	GRA.16	
2J229		SPEC EXAM	IN-03.01	2J229		IN-04.02	Spec Exam Room		GRA.14	GRA.16	
2J230		LOW V EXAM	IN-03.01	2J230		IN-04.02	Exam Room		GRA.14	GRA.16	
2J230A		LOW V STOR	IN-03.01	2J230A		IN-04.02	Storage		GRA.14	GRA.16	
2J232		LOW V TRAINING	IN-03.01	2J232		IN-04.02	Training Room		GRA.14	GRA.16	
2J234		CONSULT/ VIEW	IN-03.01	2J234		IN-04.02	Consultation		GRA.14	GRA.16	
2J235		COPY	IN-03.01	2J235		IN-04.02	Copy Room		GRA.14	GRA.16	
2J236		SPEC EXAM	IN-03.01	2J236		IN-04.02	Spec Exam Room		GRA.14	GRA.16	
2J237		SPEC EXAM	IN-03.01	2J237		IN-04.02	Spec Exam Room		GRA.14	GRA.16	
2J238		VIS FIELD EXAM	IN-03.01	2J238		IN-04.02	Vision Field Exam		GRA.14	GRA.16	
2J239		VIS FIELD EXAM	IN-03.01	2J239		IN-04.02	Vision Field Exam		GRA.14	GRA.16	
2J240		WORKSPACE	IN-03.01	2J240					GRA.14		
2J241		WORKSPACE	IN-03.01	2J241					GRA.14		
2J242		WORKSPACE	IN-03.01	2J242					GRA.14		

OUT											
Number	Location	Name	Sign Type 1	Message 1		Sign Type 2	Message 2		Sheet Number 1	Sheet Number 2	Notes
2J244		PRE-TEST	IN-03.01	2J244		IN-04.02	Pre-Test		GRA.14	GRA.16	
2J245		TYP PRE-TEST	IN-03.01	2J245		IN-04.02	Pre-Test		GRA.14	GRA.16	
2J246		PRE-TEST	IN-03.01	2J246		IN-04.02	Pre-Test		GRA.14	GRA.16	
2J247		PRE-TEST	IN-03.01	2J247		IN-04.02	Pre-Test		GRA.14	GRA.16	
2J248		EXAM	IN-03.01	2J248		IN-04.02	Exam Room		GRA.14	GRA.16	
2J249		EXAM	IN-03.01	2J249		IN-04.02	Exam Room		GRA.14	GRA.16	
2J250		EXAM	IN-03.01	2J250		IN-04.02	Exam Room		GRA.14	GRA.16	
2J251		EXAM	IN-03.01	2J251		IN-04.02	Exam Room		GRA.14	GRA.16	
2J252		EXAM	IN-03.01	2J252		IN-04.02	Exam Room		GRA.14	GRA.16	
2J254B		I-GLASS FITTING/ DISPLAY	IN-03.01	2J254B		IN-04.02	Fitting		GRA.14	GRA.16	
2J255		EXAM	IN-03.01	2J255		IN-04.02	Exam Room		GRA.14	GRA.16	
2J256		ELECTRO DX	IN-03.01	2J256		IN-04.02	Electro DX		GRA.14	GRA.16	
2J257		IVFA	IN-03.01	2J257		IN-04.02	IVFA		GRA.14	GRA.16	
2J258		U-S/OCT	IN-03.01	2J258		In-04.02	U-S/OCT		GRA.14	GRA.16	
2J259		IVFA/ PENTACAM	IN-03.01	2J259		IN-04.02	IVFA/Pentacam		GRA.14	GRA.16	
2J262		CLEAN/ MED	IN-03.01	2J262		IN-04.02	Clean/Med		GRA.14	GRA.16	
2J263		IVFA/ PENTACAM	IN-03.01	2J263		IN-04.02	IVFA/Pentacam		GRA.14	GRA.16	
2J264		ADMIN	IN-03.01-C	2J264					GRA.15		
2J265		ADMIN	IN-03.01-C	2J265					GRA.15		
2J275		YAG LASER	IN-03.01	2J275		IN-04.02	YAG Laser		GRA.14	GRA.16	
2J276		EXCIMER LASER	IN-03.01	2J276		IN-04.02	Excimer Laser		GRA.14	GRA.16	
2J277		ARGON LASER	IN-03.01	2J277		IN-04.02	Argon Laser		GRA.14	GRA.16	
2J279		STOR	IN-03.01	2J279		IN-04.02	Storage		GRA.14	GRA.16	
2J280		EYE PROCED	IN-03.01	2J280		IN-04.02	Procedure		GRA.14	GRA.16	
2J281		SOILED	IN-03.01	2J281		IN-04.02	Soiled Utility		GRA.14	GRA.16	
2J282		HK	IN-03.01	2J282		IN-04.02	HAC		GRA.14	GRA.16	
2J283		ST	IN-09.03	 RESTROOM					GRA.20		
2J290		T	IN-09.03	 RESTROOM					GRA.20		
2J291		WORK	IN-03.01	2J291		IN-04.02	Work Room		GRA.14	GRA.16	
2J292	2		IN-13	 Restroom					GRA.23		
2J292		DILATION SUB-WAIT	IN-03.01	2J292		IN-04.02	Waiting		GRA.14	GRA.16	
2J294		CLEAN	IN-03.01	2J294		IN-04.02	Clean Utility		GRA.14	GRA.16	
2J299		SERVICE BAY	IN-03.01	2J299					GRA.14		
2J299A		EMER ELEC	IN-03.01	2J299A		IN-04.02	Emergency Electrical		GRA.14	GRA.16	
2J299B		NORM ELEC	IN-03.01	2J299B					GRA.14		
2J300A		LOW VOLT	IN-03.01	2J300A					GRA.14		
2J300B		TELECOM	IN-03.01	2J300B					GRA.14		
2J305		PROVIDERS	IN-03.01	2J305		IN-04.02	Providers		GRA.14	GRA.16	
2J307		CHIEF	IN-03.01	2J307					GRA.14		
2J308		TYP LOUNGE	IN-03.01	2J308		IN-04.02			GRA.14	GRA.16	
2J309		BROS	IN-03.01	2J309					GRA.14		





OUT											
Number	Location	Name	Sign Type 1	Message 1		Sign Type 2	Message 2		Sheet Number 1	Sheet Number 2	Notes
2J310		CONSULT/ VIST	IN-03.01	2J310					GRA.14		
2J311		PROVID/ VIST	IN-03.01	2J311					GRA.14		
2J312		ADMIN	IN-03.01	2J312					GRA.14		
2J313		SOCIAL WORK	IN-03.01	2J313					GRA.14		
2J314		NUR MGR	IN-03.01	2J314					GRA.14		
2J315		CONF	IN-03.01	2J315		IN-07.02	Conference Room		GRA.14	GRA.19	
2J316		UNASSN	IN-03.01	2J316					GRA.14		
2J317		STAFF LOUNGE	IN-03.01	2J317		IN-04.02	Staff Lounge		GRA.14	GRA.16	
LEVEL 3											
3-STH-1	2	STAIR	IN-13	 Stair					GRA.23		
3-STH-1		STAIR	IN-09.07	 STAIR		IN-01.11	STAIR STH-1 ROOF ACCESS 3 ↓ EXIT DOWN TO FLOOR 1 1 THROUGH 4		GRA.21	GRA.12	
3-STJ-2	2	STAIR	IN-13	 Stair					GRA.23		
3-STJ-2	3	STAIR	IN-09.07	 STAIR					GRA.21		
3-STJ-2		STAIR	IN-09.07	 STAIR		IN-01.11	STAIR STJ-2 ROOF ACCESS 3 ↓ EXIT DOWN TO FLOOR 1 1 THROUGH 8		GRA.21	GRA.12	
3H-C01	1	ST	IN-14.03	(wal directional sign)					GRA.24		
3H101		SW SOC WRKR	IN-03.01	3H101					GRA.14		
3H102		SW SUPER	IN-03.01	3H102					GRA.14		
3H103		SW SUPER	IN-03.01	3H103					GRA.14		
3H104		SW CHIEF	IN-03.01	3H104					GRA.14		
3H105		SW EQUIP STOR	IN-03.01	3H105		IN-04.02	Euipment Storage		GRA.14	GRA.16	
3H106		UNASSN	IN-03.01	3H106					GRA.14		
3H107		OFF COORD	IN-03.01	3H107					GRA.14		
3H108		OFF COORD	IN-03.01	3H108					GRA.14		
3H109		OFF COORD	IN-03.01	3H109					GRA.14		
3H110		PHYS OFF	IN-03.01	3H110					GRA.14		
3H112		OFF CHIEF (PULM)	IN-03.01	3H112					GRA.14		
3H113		OFF CHIEF (RT)	IN-03.01	3H113					GRA.14		
3H114		OFF CHF SERV	IN-03.01	3H114					GRA.14		
3H114A		OFF ITAC	IN-03.01	3H114A					GRA.14		
3H115		OFF ASST CHF	IN-03.01	3H115					GRA.14		

OUT											
Number	Location	Name	Sign Type 1	Message 1		Sign Type 2	Message 2		Sheet Number 1	Sheet Number 2	Notes
3H116		OFF ADMIN	IN-03.01	3H116					GRA.14		
3H117		OFF ST PHYS	IN-03.01	3H117					GRA.14		
3H118		OFF ST PHYS	IN-03.01	3H118					GRA.14		
3H119		OFF ST PHYS	IN-03.01	3H119					GRA.14		
3H120		OFF ST PHYS	IN-03.01	3H120					GRA.14		
3H121		OFF ST PHYS	IN-03.01	3H121					GRA.14		
3H122		OFF ST PHYS	IN-03.01	3H122					GRA.14		
3H123		ELEC	IN-03.01	3H123					GRA.14		
3H124		ST	IN-09.03	 RESTROOM					GRA.20		
3H125		HK	IN-03.01	3H125		IN-04.02	HAC		GRA.14	GRA.16	
3H126		ST	IN-09.03	 RESTROOM					GRA.20		
3H130	2	PM & MSA: CONF	IN-03.01	3H130					GRA.14		
3H130	2	PM & MSA: CONF	IN-07.02	Conference Room					GRA.19		
3H130		PM & MSA: CONF	IN-03.01	3H130		IN-07.02	Conference Room		GRA.14	GRA.19	
3H133		COPY/ STOR	IN-03.01	3H133		IN-04.02	Copy Storage		GRA.14	GRA.16	
3H134		COPY/ STOR	IN-03.01	3H134		IN-04.02	Copy Storage		GRA.14	GRA.16	
3H135		FILE	IN-03.01	3H135		IN-04.02	File Room		GRA.14	GRA.16	
3H136		CLER	IN-03.01-C	3H136					GRA.15		
3H138A		CLER	IN-03.01-C	3H138A					GRA.15		
3H138B		OFF CHF RES	IN-03.01-C	3H138B					GRA.15		
3H138C		CLER	IN-03.01-C	3H138C					GRA.15		
3H138D		CLER	IN-03.01-C	3H138D					GRA.15		
3H138E		CLER	IN-03.01-C	3H138D					GRA.15		
3H140		TRAINING/WRKRM	IN-03.01-C	3H140		IN-07.02	Classroom		GRA.15	GRA.19	
3H141A		ADMIN	IN-03.01-C	3H141A					GRA.15		
3J-C01	1	CORR	IN-14.03	(wal directional sign)					GRA.24		
3J-C01	2	CORR	IN-14.03	(wal directional sign)					GRA.24		
3J-C01	3	CORR	IN-14.03	(wal directional sign)					GRA.24		
3J-C01	4	CORR	IN-14.03	(wal directional sign)					GRA.24		
3J-C01	5	CORR	IN-14.03	(wal directional sign)					GRA.24		
3J-C01	6	CORR	IN-14.03	(wal directional sign)					GRA.24		
3J-C01	7	CORR	IN-14.03	(wal directional sign)					GRA.24		
3J-C08	1	STAIR	IN-13	 Stair					GRA.23		
3J-C09	1	STAFF LOUNGE/ LOCKERS	IN-14.05	(wall directional sign)					GRA.25		
3J-C09	2	CLEAN/ EQUIP	IN-14.05	(wall directional sign)					GRA.25		
3J-C09	3	CLEAN/ EQUIP	IN-14.05	(wall directional sign)					GRA.25		
3J-C09	4	CLEAN/ EQUIP	IN-14.05	(wall directional sign)					GRA.25		
3J-C09	5	CLEAN/ EQUIP	IN-14.05	(wall directional sign)					GRA.25		
3J-STJ-3	2	STAIR	IN-09.07	 STAIR					GRA.21		
3J-STJ-3	2	STAIR	IN-13	 Stair					GRA.23		










OUT											
Number	Location	Name	Sign Type 1	Message 1		Sign Type 2	Message 2		Sheet Number 1	Sheet Number 2	Notes
3J-STJ-3		STAIR	IN-09.07	 STAIR		IN-01.11	STAIR STJ-3 NO ROOF ACCESS 3 ↓ EXIT DOWN TO FLOOR 1 1 THROUGH 8		GRA.21	GRA.12	
3J100	2	ELEV	IN-13	 Elevator					GRA.23		
3J100	3	PUB ELEV LOBBY	IN-17.05	(floor directory)					GRA.27		
3J100		PUB ELEV LOBBY	IN-01.01.03	(small emergency exit plan)		IN-01.04	(elevator call button)		GRA.09	GRA.10	
3J101	2	MALE	IN-13	 Restroom					GRA.23		
3J101		MALE	IN-09.01	 MEN					GRA.20		
3J102A		TELECOM	IN-03.01	3J102A					GRA.14		
3J102B		LVSR	IN-03.01	3J102B					GRA.14		
3J103		FEMALE	IN-09.02	 WOMEN					GRA.20		
3J104		SERVICE BAY	IN-03.01	3J104					GRA.14		
3J104A		EMER ELEC	IN-03.01	3J104A		IN-04.02	Emergency Electrical		GRA.14	GRA.16	
3J104B		NORM ELEC	IN-03.01	3J104B					GRA.14		
3J105	2	SERV ELEV LOBBY	IN-17.05	(floor directory)					GRA.27		
3J105		SERV ELEV LOBBY	IN-01.01.03	(small emergency exit plan)		IN-01.04	(elevator call button)		GRA.09	GRA.10	
3J110A	3	RECEPT	IC-02.04	(department ID)					GRA.41		
3J110A	4	RECEPT	IC-02.04	(department ID)					GRA.41		
3J110A		RECEPT	IN-19.01	Department Reception					GRA.28		
3J110C		INTV	IN-03.01	3J110C		IN-04.02	Interview		GRA.14	GRA.16	
3J110D		INTV	IN-03.01	3J110D		IN-04.02	Interview		GRA.14	GRA.16	
3J111A	2	RECEPT	IC-02.04	(department ID)					GRA.41		
3J111A	3		IC-02.04	(department ID)					GRA.41		
3J111A		RECEPT	IN-19.01	Department Reception					GRA.28		
3J111C		INTV	IN-03.01	3J111C		IN-04.02	Interview		GRA.14	GRA.16	
3J111D		INTV	IN-03.01	3J111D		IN-04.02	Interview		GRA.14	GRA.16	
3J112		PROCED	IN-03.01	3J112		IN-04.02	Procedure		GRA.14	GRA.16	
3J113		CONSULT	IN-03.01	3J113		IN-04.02	Consultation		GRA.14	GRA.16	
3J114		ITAC	IN-03.01	3J114					GRA.14		
3J115		ADVOCATE	IN-03.01	3J115					GRA.14		
3J116	2	T	IN-13	 Restroom					GRA.23		
3J116		T	IN-09.03	 RESTROOM					GRA.20		
3J120	2	T	IN-13	 Stair					GRA.23		
3J120		T	IN-09.03	 RESTROOM					GRA.20		
3J122		WORK	IN-03.01	3J122		IN-04.02	Work Room		GRA.14	GRA.16	
3J123		RN MGR	IN-03.01	3J123					GRA.14		

OUT											
Number	Location	Name	Sign Type 1	Message 1		Sign Type 2	Message 2		Sheet Number 1	Sheet Number 2	Notes
3J124		COPY	IN-03.01	3J124		IN-04.02	Copy Room		GRA.14	GRA.16	
3J125		SHARED CONF	IN-03.01	3J125		IN-07.02	Conference Room		GRA.14	GRA.19	
3J126	2		IN-13	 Restroom					GRA.23		
3J126		T	IN-09.03	 RESTROOM					GRA.20		
3J130	2		IN-13	 Restroom					GRA.23		
3J130		T	IN-09.03	 RESTROOM					GRA.20		
3J132		CONSULT	IN-03.01	3J132		IN-04.02	Consultation		GRA.14	GRA.16	
3J200		EXAM	IN-03.01	3J200		IN-04.02	Exam Room		GRA.14	GRA.16	
3J201		EXAM	IN-03.01	3J201		IN-04.02	Exam Room		GRA.14	GRA.16	
3J202		EXAM	IN-03.01	3J202		IN-04.02	Exam Room		GRA.14	GRA.16	
3J203		EXAM	IN-03.01	3J203		IN-04.02	Exam Room		GRA.14	GRA.16	
3J204		EXAM	IN-03.01	3J204		IN-04.02	Exam Room		GRA.14	GRA.16	
3J205		EXAM	IN-03.01	3J205		IN-04.02	Exam Room		GRA.14	GRA.16	
3J206		ISO EXAM	IN-03.01	3J206		IN-04.02	ISO Exam Room		GRA.14	GRA.16	
3J208		CLEAN/ MED	IN-03.01	3J208		IN-04.02	Clean/Med		GRA.14	GRA.16	
3J209		SPEC EXAM	IN-03.01	3J209		IN-04.02	Spec Exam Room		GRA.14	GRA.16	
3J210		SOILED	IN-03.01	3J210		IN-04.02	Soiled Utility		GRA.14	GRA.16	
3J211		ST	IN-09.03	 RESTROOM					GRA.20		
3J213		HK	IN-03.01	3J213		IN-04.02	HAC		GRA.14	GRA.16	
3J214		ST	IN-09.03	 RESTROOM					GRA.20		
3J215	2	CLEAN/ EQUIP	IN-03.01	3J215					GRA.14		
3J215	2	CLEAN/ EQUIP	IN-04.02	Clean/Equipment					GRA.16		
3J215		CLEAN/ EQUIP	IN-03.01	3J215		IN-04.02	Clean/Equipment		GRA.14	GRA.16	
3J216		SPEC EXAM	IN-03.01	3J216		IN-04.02	Spec Exam Room		GRA.14	GRA.16	
3J217		SPEC EXAM	IN-03.01	3J217		IN-04.02	Spec Exam Room		GRA.14	GRA.16	
3J218		WORKSPACE	IN-03.01	3J218					GRA.14		
3J219		WORKSPACE	IN-03.01	3J219					GRA.14		
3J221		EXAM	IN-03.01	3J221		IN-04.02	Exam Room		GRA.14	GRA.16	
3J222		EXAM	IN-03.01	3J222		IN-04.02	Exam Room		GRA.14	GRA.16	
3J223		EXAM	IN-03.01	3J223		IN-04.02	Exam Room		GRA.14	GRA.16	
3J224		EXAM	IN-03.01	3J224		IN-04.02	Exam Room		GRA.14	GRA.16	
3J225		TRIAGE	IN-03.01	3J225		IN-04.02	Triage		GRA.14	GRA.16	
3J226		EXAM	IN-03.01	3J226		IN-04.02	Exam Room		GRA.14	GRA.16	
3J228		EXAM	IN-03.01	3J228		IN-04.02	Exam Room		GRA.14	GRA.16	
3J229		TRIAGE	IN-03.01	3J229		IN-04.02	Triage		GRA.14	GRA.16	
3J230		EXAM	IN-03.01	3J230		IN-04.02	Exam Room		GRA.14	GRA.16	
3J231		EXAM	IN-03.01	3J231		IN-04.02	Exam Room		GRA.14	GRA.16	
3J232		EXAM	IN-03.01	3J232		IN-04.02	Exam Room		GRA.14	GRA.16	
3J233		EXAM	IN-03.01	3J233		IN-04.02	Exam Room		GRA.14	GRA.16	





OUT											
Number	Location	Name	Sign Type 1	Message 1		Sign Type 2	Message 2		Sheet Number 1	Sheet Number 2	Notes
3J236		SPEC EXAM (LEAD)	IN-03.01	3J236		IN-04.02	Exam Room		GRA.14	GRA.16	
3J237		PROCED (LEAD)	IN-03.01	3J237		IN-04.02	Exam Room		GRA.14	GRA.16	
3J239		GU URINE	IN-03.01	3J239		IN-04.02	GU Urine		GRA.14	GRA.16	
3J242		PHARM	IN-03.01	3J242					GRA.14		
3J243		ADM ASST	IN-03.01-C	3J243					GRA.15		
3J244		SUPPLY/ EQUIP	IN-03.01	3J244		IN-04.02	Supplies		GRA.14	GRA.16	
3J245A		CAST CUBICLE A	IN-03.01-C	3J245A					GRA.15		
3J245B		TYP CAST CUBICLE B	IN-03.01-C	3J245B					GRA.15		
3J245C		CAST CUBICLE C	IN-03.01-C	3J245C					GRA.15		
3J247		PAT EXAM	IN-03.01	3J247		IN-04.02	Exam Room		GRA.14	GRA.16	
3J248		PAT EXAM	IN-03.01	3J248		IN-04.02	Exam Room		GRA.14	GRA.16	
3J249		PAT EXAM	IN-03.01	3J249		IN-04.02	Exam Room		GRA.14	GRA.16	
3J250		PAT EXAM	IN-03.01	3J250		IN-04.02	Exam Room		GRA.14	GRA.16	
3J252		EXAM	IN-03.01	3J252		IN-04.02	Exam Room		GRA.14	GRA.16	
3J253		TRIAGE	IN-03.01	3J253		IN-04.02	Triage		GRA.14	GRA.16	
3J254		EXAM	IN-03.01	3J254		IN-04.02	Exam Room		GRA.14	GRA.16	
3J255		EXAM	IN-03.01	3J255		IN-04.02	Exam Room		GRA.14	GRA.16	
3J256		EXAM	IN-03.01	3J256		IN-04.02	Exam Room		GRA.14	GRA.16	
3J257		EXAM	IN-03.01	3J257		IN-04.02	Exam Room		GRA.14	GRA.16	
3J259		SPEC EXAM	IN-03.01	3J259		IN-04.02	Spec Exam Room		GRA.14	GRA.16	
3J260		PROCED (LEAD)	IN-03.01	3J260		IN-04.02	Procedure		GRA.14	GRA.16	
3J262		SEC	IN-03.01	3J262					GRA.14		
3J264	2	CLEAN/ EQUIP	IN-03.01	3J264					GRA.14		
3J264	2	CLEAN/ EQUIP	IN-04.02	Clean/Equipment					GRA.16		
3J264		CLEAN/ EQUIP	IN-03.01	3J264		IN-04.02	Clean/Equipment		GRA.14	GRA.16	
3J265		HK	IN-03.01	3J265		IN-04.02	HAC		GRA.14	GRA.16	
3J266		SPEC EXAM	IN-03.01	3J266		IN-04.02	Spec Exam Room		GRA.14	GRA.16	
3J267		SPEC EXAM	IN-03.01	3J267		IN-04.02	Spec Exam Room		GRA.14	GRA.16	
3J268		WORKSPACE	IN-03.01	3J268					GRA.14		
3J269		WORKSPACE	IN-03.01	3J269					GRA.14		
3J271		EXAM	IN-03.01	3J271		IN-04.02	Exam Room		GRA.14	GRA.16	
3J272		EXAM	IN-03.01	3J272		IN-04.02	Exam Room		GRA.14	GRA.16	
3J273		EXAM	IN-03.01	3J273		IN-04.02	Exam Room		GRA.14	GRA.16	
3J274		EXAM	IN-03.01	3J274		IN-04.02	Exam Room		GRA.14	GRA.16	
3J275		TRIAGE	IN-03.01	3J275		IN-04.02	Triage		GRA.14	GRA.16	
3J276		EXAM	IN-03.01	3J276		IN-04.02	Exam Room		GRA.14	GRA.16	
3J278		EXAM	IN-03.01	3J278		IN-04.02	Exam Room		GRA.14	GRA.16	
3J279		EXAM	IN-03.01	3J279		IN-04.02	Exam Room		GRA.14	GRA.16	
3J280		EXAM	IN-03.01	3J280		IN-04.02	Exam Room		GRA.14	GRA.16	
3J281		EXAM	IN-03.01	3J281		IN-04.02	Exam Room		GRA.14	GRA.16	
3J282		EXAM	IN-03.01	3J282		IN-04.02	Exam Room		GRA.14	GRA.16	
3J283		EXAM	IN-03.01	3J283		IN-04.02	Exam Room		GRA.14	GRA.16	
3J285		ISO EXAM	IN-03.01	3J285		IN-04.02	ISO Exam Room		GRA.14	GRA.16	


OUT											
Number	Location	Name	Sign Type 1	Message 1		Sign Type 2	Message 2		Sheet Number 1	Sheet Number 2	Notes
3J286		SPEC EXAM	IN-03.01	3J286		IN-04.02	Spec Exam Room		GRA.14	GRA.16	
3J287		CLEAN/MED	IN-03.01	3J287		IN-04.02	Clean/Med		GRA.14	GRA.16	
3J299		SERVICE BAY	IN-03.01	3J299					GRA.14		
3J299A		EMER ELEC	IN-03.01	3J299A		IN-04.02	Emergency Electrical		GRA.14	GRA.16	
3J299B		NORM ELEC	IN-03.01	3J299B					GRA.14		
3J300A		LOW VOLT	IN-03.01	3J300A					GRA.14		
3J300B		TELECOM	IN-03.01	3J300B					GRA.14		
3J301		CONF	IN-03.01	3J301		IN-07.02	Conference Room		GRA.14	GRA.19	
3J307	2	PROV/RES/STUDENT	IN-03.01	3J307					GRA.14		
3J307	2	PROV/RES/STUDENT	IN-04.02	Work Room					GRA.16		
3J307		PROV/RES/STUDENT	IN-03.01	3J307		IN-04.02	Work Room		GRA.14	GRA.16	
3J308		TELE-MED	IN-03.01	3J308					GRA.14		
3J309		MOD A CONF	IN-03.01	3J309		IN-07.02	Conference Room		GRA.14	GRA.19	
3J310		CLINIC MGR	IN-03.01	3J310					GRA.14		
3J311		SEC	IN-03.01	3J311					GRA.14		
3J315	2	PROV/RES/STUDENT	IN-03.01	3J315					GRA.14		
3J315	2	PROV/RES/STUDENT	IN-04.02	Work Room					GRA.16		
3J315		PROV/RES/STUDENT	IN-03.01	3J315		IN-04.02	Work Room		GRA.14	GRA.16	
3J316		TELE-MED	IN-03.01	3J316					GRA.14		
3J317		STAFF LOUNGE/ LOCKERS	IN-03.01	3J317		IN-04.02	Staff Lounge		GRA.14	GRA.16	
LEVEL 4											
4-STH-1		STAIR	IN-09.07	 STAIR		IN-01.11	STAIR STH-1 ROOF ACCESS 3 ↓ EXIT DOWN TO FLOOR 1 1 THROUGH 4		GRA.21	GRA.12	
4-STJ-2	2	DENTAL/ PROS LAB	IN-13	 Stair					GRA.23		
4-STJ-2	2	STAIR	IN-13	 Stair					GRA.23		
4-STJ-2		STAIR	IN-09.07	 STAIR		IN-01.11	STAIR STJ-2 ROOF ACCESS 4 ↓ EXIT DOWN TO FLOOR 1 1 THROUGH 8		GRA.21	GRA.12	
4H100		MHS CHIEF	IN-03.01	4H100					GRA.14		
4H101		HSS OFFICER	IN-03.01	4H101					GRA.14		
4H102		ITAC ANALYST	IN-03.01	4H102					GRA.14		
4H103		OFF	IN-03.01	4H103					GRA.14		
4H104		OFF	IN-03.01	4H104					GRA.14		
4H105		OFF	IN-03.01	4H105					GRA.14		








OUT											
Number	Location	Name	Sign Type 1	Message 1		Sign Type 2	Message 2		Sheet Number 1	Sheet Number 2	Notes
4H106		OFF	IN-03.01	4H106					GRA.14		
4H107		OFF	IN-03.01	4H107					GRA.14		
4H108		MH COPY/ WORK	IN-03.01	4H108		IN-04.02	Copy Room		GRA.14	GRA.16	
4H109		ASSIST CHIEF	IN-03.01	4H109					GRA.14		
4H111		ACOS AMB CARE	IN-03.01	4H111					GRA.14		
4H113		CONF	IN-03.01	4H113		IN-07.02	Conference Room		GRA.14	GRA.19	
4H114		COPY/ STOR	IN-03.01	4H114		IN-04.02	Copy Storage		GRA.14	GRA.16	
4H116		OFF	IN-03.01	4H116					GRA.14		
4H117		OFF	IN-03.01	4H117					GRA.14		
4H118		OFF	IN-03.01	4H118					GRA.14		
4H119		OFF	IN-03.01	4H119					GRA.14		
4H120		OFF	IN-03.01	4H120					GRA.14		
4H121		OFF	IN-03.01	4H121					GRA.14		
4H122		DERM OFF	IN-03.01	4H122					GRA.14		
4H123		ASST CHIEF	IN-03.01	4H123					GRA.14		
4H124		MH SOCIAL WORK	IN-03.01	4H124					GRA.14		
4H125		ELEC	IN-03.01	4H125					GRA.14		
4H126		ST	IN-09.03	 RESTROOM					GRA.20		
4H127		HK	IN-03.01	4H127		IN-04.02	HAC		GRA.14	GRA.16	
4H128		ST	IN-09.03	 RESTROOM					GRA.20		
4H130	2	CONF	IN-03.01	4H130					GRA.14		
4H130	2	CONF	IN-07.02	Conference Room					GRA.19		
4H130		CONF	IN-03.01	4H130		IN-07.02	Conference Room		GRA.14	GRA.19	
4H130A		UNASSN	IN-03.01	4H130A					GRA.14		
4H132A		PSA-1	IN-03.01	4H132A					GRA.14		
4H132B		PSA-2	IN-03.01	4H132B					GRA.14		
4H132C		PSA-4	IN-03.01	4H132C					GRA.14		
4H132D		PSA-3	IN-03.01	4H132D					GRA.14		
4H133C		CUB	IN-03.01	4H133C					GRA.14		
4H133D		CUB	IN-03.01	4H133D					GRA.14		
4H133E		CUB	IN-03.01	4H133E					GRA.14		
4H134A		CUB	IN-03.01	4H134A					GRA.14		
4H134B		CUB	IN-03.01	4H134B					GRA.14		
4H134C		CUB	IN-03.01	4H134C					GRA.14		
4H134D		CUB	IN-03.01	4H134D					GRA.14		
4H134E		CUB	IN-03.01	4H134E					GRA.14		
4H134F		CUB	IN-03.01	4H134F					GRA.14		
4J-C01	1	EXAM	IN-14.03	(wal directional sign)					GRA.24		
4J-C01	2	TRIAGE	IN-14.03	(wal directional sign)					GRA.24		
4J-C01	3	TRIAGE	IN-14.03	(wal directional sign)					GRA.24		
4J-C01	4	DENTAL TRTMT	IN-14.05	(wall directional sign)					GRA.25		









OUT											
Number	Location	Name	Sign Type 1	Message 1		Sign Type 2	Message 2		Sheet Number 1	Sheet Number 2	Notes
4J-C01	5	DENTAL TRTMT	IN-14.05	(wall directional sign)					GRA.25		
4J-C01	6		IN-14.05	(wall directional sign)					GRA.25		
4J-C13	1	ST	IN-14.05	(wall directional sign)					GRA.25		
4J-C13	2	CLEAN SUPPLY	IN-14.05	(wall directional sign)					GRA.25		
4J-C13	3	CLEAN SUPPLY	IN-14.05	(wall directional sign)					GRA.25		
4J-C13	4	DENTAL TRTMT	IN-14.05	(wall directional sign)					GRA.25		
4J-C13	5	DENTAL TRTMT	IN-14.05	(wall directional sign)					GRA.25		
4J-C13	6	DENTAL ASST	IN-14.05	(wall directional sign)					GRA.25		
4J-STJ-3	2	STAIR	IN-09.07	 STAIR					GRA.21		
4J-STJ-3	2	STAIR	IN-13	 Stair					GRA.23		
4J-STJ-3	3	STAIR	IN-13	 Stair					GRA.23		
4J-STJ-3		STAIR	IN-09.07	 STAIR		IN-01.11	STAIR STJ-3 NO ROOF ACCESS 4 ↓ EXIT DOWN TO FLOOR 1 1 THROUGH 8		GRA.21	GRA.12	
4J100	2	ELEV	IN-13	 Elevator					GRA.23		
4J100	3	CORR	IN-17.05	(floor directory)					GRA.27		
4J100		CORR	IN-01.01.03	(small emergency exit plan)		IN-01.04	(elevator call button)		GRA.09	GRA.10	
4J101	2	MALE	IN-13	 Restroom					GRA.23		
4J101		MALE	IN-09.01	 MEN					GRA.20		
4J102A		TELECOM	IN-03.01	4J102A					GRA.14		
4J102B		LVSR	IN-03.01	4J102B					GRA.14		
4J103		FEMALE	IN-09.02	 WOMEN					GRA.20		
4J104		SERVICE BAY	IN-03.01	4J104					GRA.14		
4J104A		EMER ELEC	IN-03.01	4J104A		IN-04.02	Emergency Electrical		GRA.14	GRA.16	
4J104B		NORM ELEC	IN-03.01	4J104B					GRA.14		
4J105	2	SERV ELEV LOBBY	IN-17.05	(floor directory)					GRA.27		
4J105		SERV ELEV LOBBY	IN-01.01.03	(small emergency exit plan)		IN-01.04	(elevator call button)		GRA.09	GRA.10	
4J110A	2	RECEPT	IC-02.04	(department ID)					GRA.41		
4J110A	3	RECEPT	IC-02.04	(department ID)					GRA.41		
4J110A		RECEPT	IN-19.01	Department Reception					GRA.28		
4J110C		INTV	IN-03.01	4J110C		IN-04.02	Interview		GRA.14	GRA.16	
4J110D		INTV	IN-03.01	4J110D		IN-04.02	Interview		GRA.14	GRA.16	
4J111A	2	RECEPT	IC-02.04	(department ID)					GRA.41		
4J111A		RECEPT	IN-19.01	Department Reception					GRA.28		
4J111C		INTV	IN-03.01	4J111C		IN-04.02	Interview		GRA.14	GRA.16	
4J111D		INTV	IN-03.01	4J111D		IN-04.02	Interview		GRA.14	GRA.16	
4J112	2	T	IN-13	 Restroom					GRA.23		

OUT											
Number	Location	Name	Sign Type 1	Message 1		Sign Type 2	Message 2		Sheet Number 1	Sheet Number 2	Notes
4J112		T	IN-09.03	 RESTROOM					GRA.20		
4J114		SHARED MP CONF	IN-03.01	4J114		IN-07.02	Conference Room		GRA.14	GRA.19	
4J115		SHARED COPY	IN-03.01	4J115		IN-04.02	Copy Room		GRA.14	GRA.16	
4J116		EXAM	IN-03.01	4J116		IN-04.02	Exam Room		GRA.14	GRA.16	
4J117		EXAM	IN-03.01	4J117		IN-04.02	Exam Room		GRA.14	GRA.16	
4J118	2	T	IN-13	 Restroom					GRA.23		
4J118		T	IN-09.03	 RESTROOM					GRA.20		
4J122	2	T	IN-13	 Restroom					GRA.23		
4J122		T	IN-09.03	 RESTROOM					GRA.20		
4J123		KIOSK	IN-04.02	Kiosk					GRA.16		
4J124		UA LAB	IN-03.01	4J124		IN-04.02	UA Lab		GRA.14	GRA.16	
4J200		EXAM	IN-03.01	4J200		IN-04.02	Exam Room		GRA.14	GRA.16	
4J201		EXAM	IN-03.01	4J201		IN-04.02	Exam Room		GRA.14	GRA.16	
4J202		EXAM	IN-03.01	4J202		IN-04.02	Exam Room		GRA.14	GRA.16	
4J203		EXAM	IN-03.01	4J203		IN-04.02	Exam Room		GRA.14	GRA.16	
4J204		EXAM	IN-03.01	4J204		IN-04.02	Exam Room		GRA.14	GRA.16	
4J205		EXAM	IN-03.01	4J205		IN-04.02	Exam Room		GRA.14	GRA.16	
4J206		ISO EXAM	IN-03.01	4J206		IN-04.02	ISO Exam Room		GRA.14	GRA.16	
4J208		CLEAN/ MED	IN-03.01	4J208		IN-04.02	Clean/Med		GRA.14	GRA.16	
4J209		SPEC EXAM	IN-03.01	4J209		IN-04.02	Spec Exam Room		GRA.14	GRA.16	
4J210		SOILED	IN-03.01	4J210		IN-04.02	Soiled Utility		GRA.14	GRA.16	
4J211		ST	IN-09.03	 RESTROOM					GRA.20		
4J213		HK	IN-03.01	4J213		IN-04.02	HAC		GRA.14	GRA.16	
4J214		ST	IN-09.03	 RESTROOM					GRA.20		
4J215	2	CLEAN SUPPLY	IN-03.01	4J215					GRA.14		
4J215	2	CLEAN SUPPLY	IN-04.02	Clean Supply					GRA.16		
4J215		CLEAN SUPPLY	IN-03.01	4J215		IN-04.02	Clean Utility		GRA.14	GRA.16	
4J216		SPEC EXAM	IN-03.01	4J216		IN-04.02	Spec Exam Room		GRA.14	GRA.16	
4J217		SPEC EXAM	IN-03.01	4J217		IN-04.02	Spec Exam Room		GRA.14	GRA.16	
4J218		WORKSPACE	IN-03.01	4J218					GRA.14		
4J219		WORKSPACE	IN-03.01	4J219					GRA.14		
4J221		EXAM	IN-03.01	4J221		IN-04.02	Exam Room		GRA.14	GRA.16	
4J222		EXAM	IN-03.01	4J222		IN-04.02	Exam Room		GRA.14	GRA.16	
4J223		EXAM	IN-03.01	4J223		IN-04.02	Exam Room		GRA.14	GRA.16	
4J224		EXAM	IN-03.01	4J224		IN-04.02	Exam Room		GRA.14	GRA.16	
4J225		TRIAGE	IN-03.01	4J225		IN-04.02	Triage		GRA.14	GRA.16	
4J226		EXAM	IN-03.01	4J226		IN-04.02	Exam Room		GRA.14	GRA.16	
4J228		EXAM	IN-03.01	4J228		IN-04.02	Exam Room		GRA.14	GRA.16	

OUT											
Number	Location	Name	Sign Type 1	Message 1		Sign Type 2	Message 2		Sheet Number 1	Sheet Number 2	Notes
4J229		TRIAGE	IN-03.01	4J229		IN-04.02	Triage		GRA.14	GRA.16	
4J230		EXAM	IN-03.01	4J230		IN-04.02	Exam Room		GRA.14	GRA.16	
4J231		EXAM	IN-03.01	4J231		IN-04.02	Exam Room		GRA.14	GRA.16	
4J232		EXAM	IN-03.01	4J232		IN-04.02	Exam Room		GRA.14	GRA.16	
4J233		EXAM	IN-03.01	4J233		IN-04.02	Exam Room		GRA.14	GRA.16	
4J235		GEN PROCED	IN-03.01	4J235		IN-04.02	General Procedure		GRA.14	GRA.16	
4J236		SPEC EXAM	IN-03.01	4J236		IN-04.02	Spec Exam Room		GRA.14	GRA.16	
4J237		GASTRIC MOTILITY	IN-03.01	4J237		IN-04.02	Gastric Motility		GRA.14	GRA.16	
4J240		DENTAL TRTMT	IN-03.01	4J240		IN-04.02	Dental Treatment		GRA.14	GRA.16	
4J241		DENTAL TRTMT	IN-03.01	4J241		IN-04.02	Dental Treatment		GRA.14	GRA.16	
4J242		DENTAL TRTMT	IN-03.01	4J242		IN-04.02	Dental Treatment		GRA.14	GRA.16	
4J243		DENTAL TRTMT	IN-03.01	4J243		IN-04.02	Dental Treatment		GRA.14	GRA.16	
4J244		DENTAL TRTMT	IN-03.01	4J244		IN-04.02	Dental Treatment		GRA.14	GRA.16	
4J246		DENTAL TRTMT	IN-03.01	4J246		IN-04.02	Dental Treatment		GRA.14	GRA.16	
4J247		DENTAL TRTMT	IN-03.01	4J247		IN-04.02	Dental Treatment		GRA.14	GRA.16	
4J248		DENTAL TRTMT	IN-03.01	4J248		IN-04.02	Dental Treatment		GRA.14	GRA.16	
4J249		DENTAL TRTMT	IN-03.01	4J249		IN-04.02	Dental Treatment		GRA.14	GRA.16	
4J250		DENTAL TRTMT	IN-03.01	4J250		IN-04.02	Dental Treatment		GRA.14	GRA.16	
4J251		DENTAL TRTMT	IN-03.01	4J251		IN-04.02	Dental Treatment		GRA.14	GRA.16	
4J254		DENTAL TRTMT	IN-03.01	4J254		IN-04.02	Dental Treatment		GRA.14	GRA.16	
4J255		DENTAL TRTMT	IN-03.01	4J255		IN-04.02	Dental Treatment		GRA.14	GRA.16	
4J256		DENTAL TRTMT	IN-03.01	4J256		IN-04.02	Dental Treatment		GRA.14	GRA.16	
4J257		DENTAL TRTMT	IN-03.01	4J257		IN-04.02	Dental Treatment		GRA.14	GRA.16	
4J258		DENTAL TRTMT	IN-03.01	4J258		IN-04.02	Dental Treatment		GRA.14	GRA.16	
4J259		DENTAL TRTMT	IN-03.01	4J259		IN-04.02	Dental Treatment		GRA.14	GRA.16	
4J260		DENTAL TRTMT	IN-03.01	4J260		IN-04.02	Dental Treatment		GRA.14	GRA.16	
4J261		PAN-X	IN-03.01	4J261		IN-04.02	PAN-X		GRA.14	GRA.16	
4J262		DENTAL TRTMT	IN-03.01	4J262		IN-04.02	Dental Treatment		GRA.14	GRA.16	
4J263		DENTAL TRTMT	IN-03.01	4J263		IN-04.02	Dental Treatment		GRA.14	GRA.16	
4J264		HK	IN-03.01	4J264		IN-04.02	HAC		GRA.14	GRA.16	
4J266		RES CONF	IN-03.01	4J266		IN-07.02	Conference Room		GRA.14	GRA.19	
4J267		STAFF LKR	IN-03.01	4J267		IN-04.02	Staff Locker		GRA.14	GRA.16	
4J268		DENTAL TRTMT	IN-03.01	4J268		IN-04.02	Dental Treatment		GRA.14	GRA.16	
4J269		SOILED	IN-03.01	4J269		IN-04.02	Soiled Utility		GRA.14	GRA.16	
4J270		DENTAL TRTMT	IN-03.01	4J270		IN-04.02	Dental Treatment		GRA.14	GRA.16	
4J271		COLOR MATCH	IN-03.01	4J271		IN-04.02	Color Matching		GRA.14	GRA.16	
4J272		DENTAL TRTMT	IN-03.01	4J272		IN-04.02	Dental Treatment		GRA.14	GRA.16	
4J273		DENTAL TRTMT	IN-03.01	4J273		IN-04.02	Dental Treatment		GRA.14	GRA.16	
4J274	2	T	IN-13	 Restroom					GRA.23		
4J274		T	IN-09.03	   RESTROOM					GRA.20		
4J275		HYGIENE	IN-03.01	4J275		IN-04.02	Hygiene		GRA.14	GRA.16	
4J276		PAN-X	IN-03.01	4J276		IN-04.02	PAN-X		GRA.14	GRA.16	










OUT											
Number	Location	Name	Sign Type 1	Message 1		Sign Type 2	Message 2		Sheet Number 1	Sheet Number 2	Notes
4J277		HYGIENE	IN-03.01	4J277		IN-04.02	Hygiene		GRA.14	GRA.16	
4J278		RECOVER	IN-03.01	4J278		IN-04.02	Recovery		GRA.14	GRA.16	
4J279		ORAL SURG	IN-03.01	4J279		IN-04.02	Oral Surgery		GRA.14	GRA.16	
4J280		ORAL SURG	IN-03.01	4J280		IN-04.02	Oral Surgery		GRA.14	GRA.16	
4J281		ORAL SURG	IN-03.01	4J281		IN-04.02	Oral Surgery		GRA.14	GRA.16	
4J282		MAX-FAC	IN-03.01	4J282		IN-04.02	MA-FAC		GRA.14	GRA.16	
4J283		ORAL SURG RES	IN-03.01	4J283		IN-04.02	Oral Surgery		GRA.14	GRA.16	
4J286		SURG STOR/MEDS	IN-03.01	4J286		IN-04.02	Storage/Meds		GRA.14	GRA.16	
4J287		ORAL SURG OFF	IN-03.01	4J287					GRA.14		
4J288		ST	IN-09.03	 RESTROOM					GRA.20		
4J289		STOR	IN-03.01	4J289		IN-04.02	Storage		GRA.14	GRA.16	
4J290		LINEN/ SPD CARTS	IN-03.01	4J290		IN-04.02	Linen Carts		GRA.14	GRA.16	
4J291		DENTAL/ PROS LAB	IN-03.01	4J291		IN-04.02	Dental Lab		GRA.14	GRA.16	
4J291A		DIRTY LAB	IN-03.01	4J291A		IN-04.02	Dirty Lab		GRA.14	GRA.16	
4J292		SOIL SPD CART HOLDING	IN-03.01	4J292		IN-04.02	Soiled Cart Holding		GRA.14	GRA.16	
4J293		CERAMIC LAB	IN-03.01	4J293		IN-04.02	Ceramic Lab		GRA.14	GRA.16	
4J294		STAFF LKR	IN-03.01	4J294		IN-04.02	Staff Locker		GRA.14	GRA.16	
4J295		DENTAL ASST	IN-03.01	4J295					GRA.14		
4J297		MED GAS MANIFOLD	IN-03.01	4J297		IN-04.02	Med Gas Manifold		GRA.14	GRA.16	
4J299		SERVICE BAY	IN-03.01	4J299					GRA.14		
4J299A		EMER ELEC	IN-03.01	4J299A		IN-04.02	Emergency Electrical		GRA.14	GRA.16	
4J299B		NORM ELEC	IN-03.01	4J299B					GRA.14		
4J300A		LOW VOLT	IN-03.01	4J300A					GRA.14		
4J300B		TELECOM	IN-03.01	4J300B					GRA.14		
4J301		CHIEF	IN-03.01	4J301					GRA.14		
4J302		ASST CHIEF	IN-03.01	4J302					GRA.14		
4J303		ADMIN	IN-03.01	4J303					GRA.14		
4J304		LOUNGE	IN-03.01	4J304		IN-04.02	Lounge		GRA.14	GRA.16	
4J308	2	PHYS/ PROV/ STUDENT	IN-03.01	4J308					GRA.14		
4J308	2	PHYS/ PROV/ STUDENT	IN-04.02	Work Room					GRA.16		
4J308		PHYS/ PROV/ STUDENT	IN-03.01	4J308		IN-04.02	Work Room		GRA.14	GRA.16	
4J309		DIR	IN-03.01	4J309					GRA.14		
4J310		SEC	IN-03.01	4J310					GRA.14		
4J311		MOD E CONF	IN-03.01	4J311		IN-07.02	Conference Room		GRA.14	GRA.19	
4J315		RES/ PROV/ STUDENT	IN-03.01	4J315		IN-07.02	Conference Room		GRA.14	GRA.19	
4J317		STAFF LOUNGE	IN-03.01	4J317		IN-04.02	Staff Lounge		GRA.14	GRA.16	
LEVEL 5											
5-STJ-2	2	STAIR	IN-13	 Stair					GRA.23		


OUT											
Number	Location	Name	Sign Type 1	Message 1		Sign Type 2	Message 2		Sheet Number 1	Sheet Number 2	Notes
5-STJ-2		STAIR	IN-09.07	 STAIR		IN-01.11	STAIR STJ-2 ROOF ACCESS 5 ↓ EXIT DOWN TO FLOOR 1 1 THROUGH 8		GRA.21	GRA.12	
5J-C01	1	CORR	IN-14.03	(wal directional sign)					GRA.24		
5J-C01	2	CORR	IN-14.03	(wal directional sign)					GRA.24		
5J-C01	3	CORR	IN-14.03	(wal directional sign)					GRA.24		
5J-C01	4	CORR	IN-14.03	(wal directional sign)					GRA.24		
5J-C01	6	CORR	IN-14.03	(wal directional sign)					GRA.24		
5J-C11	1		IN-14.05	(wall directional sign)					GRA.25		
5J-C11	2	CORR	IN-14.05	(wall directional sign)					GRA.25		
5J-C11	3		IN-14.05	(wall directional sign)					GRA.25		
5J-C11	5		IN-14.05	(wall directional sign)					GRA.25		
5J-C11	6	ST	IN-14.05	(wall directional sign)					GRA.25		
5J-STJ-3	2	STAIR	IN-13	 Stair					GRA.23		
5J-STJ-3		STAIR	IN-09.07	 STAIR		IN-01.11	STAIR STJ-3 NO ROOF ACCESS 5 ↓ EXIT DOWN TO FLOOR 1 1 THROUGH 8		GRA.21	GRA.12	
5J100	2	ELEV	IN-13	 Elevator					GRA.23		
5J100	2	PUB ELEV LOBBY	IN-17.05	(floor directory)					GRA.27		
5J100		PUB ELEV LOBBY	IN-01.01.03	(small emergency exit plan)		IN-01.04	(elevator call button)		GRA.09	GRA.10	
5J101	2	MALE	IN-13	 Restroom					GRA.23		
5J101		MALE	IN-09.01	 MEN					GRA.20		
5J102A		TELECOM	IN-03.01	5J102A					GRA.14		
5J102B		LVSR	IN-03.01	5J102B					GRA.14		
5J103		FEMALE	IN-09.02	 WOMEN					GRA.20		
5J104		SERVICE BAY	IN-03.01	5J104					GRA.14		
5J104A		EMER ELEC	IN-03.01	5J104A		IN-04.02	Emergency Electrical		GRA.14	GRA.16	
5J104B		NORM ELEC	IN-03.01	5J104B					GRA.14		
5J105	2	SERV ELEV LOBBY	IN-17.05	(floor directory)					GRA.27		
5J105		SERV ELEV LOBBY	IN-01.01.03	(small emergency exit plan)		IN-01.04	(elevator call button)		GRA.09	GRA.10	
5J110A	2		IC-02.04	(department ID)					GRA.41		
5J110A	3	RECEPT	IC-02.04	(department ID)					GRA.41		
5J110A		RECEPT	IN-19.01	Department Reception					GRA.28		
5J110C		INTV	IN-03.01	5J110C		IN-04.02	Interview		GRA.14	GRA.16	
5J110D		INTV	IN-03.01	5J110D		IN-04.02	Interview		GRA.14	GRA.16	

OUT											
Number	Location	Name	Sign Type 1	Message 1		Sign Type 2	Message 2		Sheet Number 1	Sheet Number 2	Notes
5J111	2	RECEPT	IC-02.04	(department ID)					GRA.41		
5J111A		RECEPT	IN-19.01	Department Reception					GRA.28		
5J111C		INTV	IN-03.01	5J111C		IN-04.02	Interview		GRA.14	GRA.16	
5J111D		INTV	IN-03.01	5J111D		IN-04.02	Interview		GRA.14	GRA.16	
5J111E		HEARING AID CENTER	IN-03.01	5J111E		IN-04.02	Hearing Aid Center		GRA.14	GRA.16	
5J111F		SPEECH THERAPY	IN-03.01	5J111F		IN-04.02	Speech Therapy		GRA.14	GRA.16	
5J111G		SPEECH THERAPY	IN-03.01	5J111G		IN-04.02	Speech Therapy		GRA.14	GRA.16	
5J111H		SPEECH THERAPY	IN-03.01	5J111H		IN-04.02	Speech Therapy		GRA.14	GRA.16	
5J111J		TYP SPEECH PATH	IN-03.01	5J111J		IN-04.02	Speech Pathology		GRA.14	GRA.16	
5J111K		SPEECH PATH	IN-03.01	5J111K		IN-04.02	Speech Pathology		GRA.14	GRA.16	
5J111L		SPEECH ANALYSIS	IN-03.01	5J111L		IN-04.02	Speech Analysis		GRA.14	GRA.16	
5J111M		CAT WKRM	IN-03.01	5J111M		IN-04.02	Work Room		GRA.14	GRA.16	
5J111N		SPEECH PATH	IN-03.01	5J111N		IN-04.02	Speech Pathology		GRA.14	GRA.16	
5J111P		TYP SPECIAL PROCED	IN-03.01	5J111P		IN-04.02	Special Procedure		GRA.14	GRA.16	
5J111Q		SPECIAL PROCED	IN-03.01	5J111Q		IN-04.02	Special Procedure		GRA.14	GRA.16	
5J111R		SPEECH GRP THERAPY	IN-03.01	5J111R		IN-04.02	Group Therapy		GRA.14	GRA.16	
5J111S	2	T	IN-13	 Restroom					GRA.23		
5J111S		T	IN-09.03	 RESTROOM					GRA.20		
5J111T		FITTING/ EXAM	IN-03.01	5J111T		IN-04.02	Fitting		GRA.14	GRA.16	
5J112	2	T	IN-13	 Restroom					GRA.23		
5J112		T	IN-09.03	 RESTROOM					GRA.20		
5J114	2	SHARED CONF	IN-03.01	5J114					GRA.14		
5J114	2	SHARED CONF	IN-07.02	Conference Room					GRA.19		
5J114		SHARED CONF	IN-03.01	5J114		IN-07.02	Conference Room		GRA.14	GRA.19	
5J115		UNASSN	IN-03.01	5J115					GRA.14		
5J116		SHARED COPY	IN-03.01	5J116		IN-04.02	Copy Room		GRA.14	GRA.16	
5J118	2	T	IN-13	 Restroom					GRA.23		
5J118		T	IN-09.03	 RESTROOM					GRA.20		
5J122	2	T	IN-13	 Restroom					GRA.23		
5J122		T	IN-09.03	 RESTROOM					GRA.20		
5J124		CONSULT	IN-03.01	5J124		IN-04.02	Consultation		GRA.14	GRA.16	
5J200		EXAM	IN-03.01	5J200		IN-04.02	Exam Room		GRA.14	GRA.16	
5J201		EXAM	IN-03.01	5J201		IN-04.02	Exam Room		GRA.14	GRA.16	
5J202		EXAM	IN-03.01	5J202		IN-04.02	Exam Room		GRA.14	GRA.16	
5J203		TYP EXAM	IN-03.01	5J203		IN-04.02	Exam Room		GRA.14	GRA.16	
5J204		EXAM	IN-03.01	5J204		IN-04.02	Exam Room		GRA.14	GRA.16	
5J205		EXAM	IN-03.01	5J205		IN-04.02	Exam Room		GRA.14	GRA.16	
5J206		ISO EXAM	IN-03.01	5J206		IN-04.02	ISO Exam Room		GRA.14	GRA.16	
5J207		SPEC EXAM	IN-03.01	5J207		IN-04.02	Spec Exam Room		GRA.14	GRA.16	

OUT											
Number	Location	Name	Sign Type 1	Message 1		Sign Type 2	Message 2		Sheet Number 1	Sheet Number 2	Notes
5J208		CLEAN/ MED	IN-03.01	5J208		IN-04.02	Clean/Med		GRA.14	GRA.16	
5J209		SPD SOILED	IN-03.01	5J209		IN-04.02	Soiled Utility		GRA.14	GRA.16	
5J210		SOILED	IN-03.01	5J210		IN-04.02	Soiled Utility		GRA.14	GRA.16	
5J212		HK	IN-03.01	5J212		IN-04.02	HAC		GRA.14	GRA.16	
5J214		ST	IN-09.03	 RESTROOM					GRA.20		
5J215		SPEC EXAM	IN-03.01	5J215		IN-04.02	Spec Exam Room		GRA.14	GRA.16	
5J216		SPEC EXAM	IN-03.01	5J216		IN-04.02	Spec Exam Room		GRA.14	GRA.16	
5J218		WORKSPACE	IN-03.01	5J218					GRA.14		
5J219		WORKSPACE	IN-03.01	5J219					GRA.14		
5J221		EXAM	IN-03.01	5J221		IN-04.02	Exam Room		GRA.14	GRA.16	
5J222		TYP EXAM	IN-03.01	5J222		IN-04.02	Exam Room		GRA.14	GRA.16	
5J223		TYP EXAM	IN-03.01	5J223		IN-04.02	Exam Room		GRA.14	GRA.16	
5J224		EXAM	IN-03.01	5J224		IN-04.02	Exam Room		GRA.14	GRA.16	
5J225		TRIAGE	IN-03.01	5J225		IN-04.02	Triage		GRA.14	GRA.16	
5J226		EXAM	IN-03.01	5J226		IN-04.02	Exam Room		GRA.14	GRA.16	
5J228		EXAM	IN-03.01	5J228		IN-04.02	Exam Room		GRA.14	GRA.16	
5J229		TRIAGE	IN-03.01	5J229		IN-04.02	Triage		GRA.14	GRA.16	
5J230		EXAM	IN-03.01	5J230		IN-04.02	Exam Room		GRA.14	GRA.16	
5J231		EXAM	IN-03.01	5J231		IN-04.02	Exam Room		GRA.14	GRA.16	
5J232		EXAM	IN-03.01	5J232		IN-04.02	Exam Room		GRA.14	GRA.16	
5J233		EXAM	IN-03.01	5J233		IN-04.02	Exam Room		GRA.14	GRA.16	
5J235		GEN PROCED	IN-03.01	5J235		IN-04.02	General Procedure		GRA.14	GRA.16	
5J236		SPEC EXAM	IN-03.01	5J236		IN-04.02	Spec Exam Room		GRA.14	GRA.16	
5J237		DERM: PROCED	IN-03.01	5J237		IN-04.02	Procedure		GRA.14	GRA.16	
5J238		DE:PHOTO THER	IN-03.01	5J238		IN-04.02	Photo Therapy		GRA.14	GRA.16	
5J239		DE: MED-PREP	IN-03.01	5J239		IN-04.02	Med-Prep		GRA.14	GRA.16	
5J240		CLEAN/ EQUIP	IN-03.01	5J240		IN-04.02	Clean/Equipment		GRA.14	GRA.16	
5J241		CALIB/ STOR	IN-03.01	5J241		IN-04.02	Storage		GRA.14	GRA.16	
5J242		AUDIO SUITE 1	IN-03.01	5J242		IN-04.02	Audio Suite 1		GRA.14	GRA.16	
5J242A		AUDIO SUITE 1A	IN-03.01	5J242A		IN-04.02	Audio Suite 1A		GRA.14	GRA.16	
5J243		HEARING- AID LAB	IN-03.01	5J243		IN-04.02	Hearing Aid Lab		GRA.14	GRA.16	
5J244		AUDIO SUITE 2	IN-03.01	5J244		IN-04.02	Audio Suite 2		GRA.14	GRA.16	
5J244A		AUDIO SUITE 2A	IN-03.01	5J244A		IN-04.02	Audio Suite 2A		GRA.14	GRA.16	
5J245		COPY	IN-03.01	5J245		IN-04.02	Copy Room		GRA.14	GRA.16	
5J246		AUDIO SUITE 3	IN-03.01	5J246		IN-04.02	Audio Suite 3		GRA.14	GRA.16	
5J246A		AUDIO SUITE 3A	IN-03.01	5J246A		IN-04.02			GRA.14	GRA.16	
5J247		POSTUR	IN-03.01	5J247		IN-04.02	Posture		GRA.14	GRA.16	
5J248		AUDIO SUITE 4	IN-03.01	5J248		IN-04.02	Audio Suite 4		GRA.14	GRA.16	
5J248A		AUDIO SUITE 4A	IN-03.01	5J248A		IN-04.02	Audio Suite 4A		GRA.14	GRA.16	
5J249		VESTIB	IN-03.01	5J249		IN-04.02	(Exam Room Name)		GRA.14	GRA.16	
5J250		AUDIO SUITE 5	IN-03.01	5J250		IN-04.02	Audio Suite 5		GRA.14	GRA.16	
5J250A		AUDIO SUITE 5A	IN-03.01	5J250A		IN-04.02	Audio Suite 5A		GRA.14	GRA.16	







OUT											
Number	Location	Name	Sign Type 1	Message 1		Sign Type 2	Message 2		Sheet Number 1	Sheet Number 2	Notes
5J251		AUDIO SUITE 6	IN-03.01	5J251		IN-04.02	Audio Suite 6		GRA.14	GRA.16	
5J251A		AUDIO SUITE 6A	IN-03.01	5J251A		IN-04.02	Audio Suite 6A		GRA.14	GRA.16	
5J253		AUDIO SUITE 7	IN-03.01	5J253		IN-04.02	Audio Suite 7		GRA.14	GRA.16	
5J253A		AUDIO SUITE 7A	IN-03.01	5J253A		IN-04.02	Audio Suite 7A		GRA.14	GRA.16	
5J255		AUDIO SUITE 8	IN-03.01	5J255		IN-04.02	Audio Suite 8		GRA.14	GRA.16	
5J255A		AUDIO SUITE 8A	IN-03.01	5J255A		IN-04.02	Audio Suite 8A		GRA.14	GRA.16	
5J256		ST	IN-09.03	 RESTROOM					GRA.20		
5J257		HK	IN-03.01	5J257		IN-04.02	HAC		GRA.14	GRA.16	
5J258		EQ STOR	IN-03.01	5J258		IN-04.02	Equipment Storage		GRA.14	GRA.16	
5J259		AUDIO TECH	IN-03.01	5J259					GRA.14		
5J260		ROTARY CHAIR	IN-03.01	5J260		IN-04.02	Rotary Chair		GRA.14	GRA.16	
5J261		AUDIO TECH	IN-03.01	5J261					GRA.14		
5J262		AUDIO SUITE 9	IN-03.01	5J262		IN-04.02	Audio Suite 9		GRA.14	GRA.16	
5J262A		AUDIO SUITE 9A	IN-03.01	5J262A		IN-04.02	Audio Suite 9A		GRA.14	GRA.16	
5J263		TYP AUDIO TECH	IN-03.01	5J263					GRA.14		
5J265		TYP CERUMEN MGT	IN-03.01	5J265		IN-04.02	Cerumen Mgt		GRA.14	GRA.16	
5J278		ELECTRO- PHYS	IN-03.01	5J278		IN-04.02	Electro-Phys		GRA.14	GRA.16	
5J280		CERUMEN MGT	IN-03.01	5J280		IN-04.02	Cerumen Mgt		GRA.14	GRA.16	
5J281		AUDITORY REHAB	IN-03.01	5J281		IN-04.02	Auditory Rehab		GRA.14	GRA.16	
5J282		WORKSPACE	IN-03.01	5J282					GRA.14		
5J283		AUDIO THERAPY	IN-03.01	5J283		IN-04.02	Audio Therapy		GRA.14	GRA.16	
5J284		AUDIO THERAPY	IN-03.01	5J284		IN-04.02	Audio Therapy		GRA.14	GRA.16	
5J285		AUDIO THERAPY	IN-03.01	5J285		IN-04.02	Audio Therapy		GRA.14	GRA.16	
5J286		AUDIO THERAPY	IN-03.01	5J286		IN-04.02	Audio Therapy		GRA.14	GRA.16	
5J287		AUDIO THERAPY	IN-03.01	5J287		IN-04.02	Audio Therapy		GRA.14	GRA.16	
5J299		SERVICE BAY	IN-03.01	5J299					GRA.14		
5J299A		EMER ELEC	IN-03.01	5J299A		IN-04.02	Emergency Electrical		GRA.14	GRA.16	
5J299B		NORM ELEC	IN-03.01	5J299B					GRA.14		
5J300A		LOW VOLT	IN-03.01	5J300A					GRA.14		
5J300B		TELECOM	IN-03.01	5J300B					GRA.14		
5J301		CHIEF	IN-03.01	5J301					GRA.14		
5J302		AUD/SP WORK AREA	IN-03.01	5J302		IN-04.02	Work Area		GRA.14	GRA.16	
5J303		ADMIN ASST	IN-03.01	5J303					GRA.14		
5J304		CLER	IN-03.01	5J304					GRA.14		
5J308		AUD/SP LKR/LOUNGE	IN-03.01	5J308		IN-04.02	Lounge		GRA.14	GRA.16	
5J309		MOD C CONF	IN-03.01	5J309		IN-07.02	Conference Room		GRA.14	GRA.19	
5J311		DE: LAB	IN-03.01	5J311		IN-04.02	Lab		GRA.14	GRA.16	
5J312		PATH LAB	IN-03.01	5J312		IN-04.02	Pathology Lab		GRA.14	GRA.16	
5J315	2	PROVIDER, RESIDENT WORK	IN-03.01	5J315					GRA.14		
5J315	2	PROVIDER, RESIDENT WORK	IN-04.02	Work Room					GRA.16		
5J315		PROVIDER, RESIDENT WORK	IN-03.01	5J315		IN-04.02	Work Room		GRA.14	GRA.16	
5J316		TELE-MED	IN-03.01	5J316					GRA.14		







OUT											
Number	Location	Name	Sign Type 1	Message 1		Sign Type 2	Message 2		Sheet Number 1	Sheet Number 2	Notes
5J317		STAFF LOUNGE	IN-03.01	5J317		IN-04.02	Staff Lounge		GRA.14	GRA.16	
LEVEL 6											
6-STJ-2	2	STAIR	IN-13	 Stair					GRA.23		
6-STJ-2	3	STAIR	IN-09.07	 STAIR					GRA.21		
6-STJ-2	4	STAIR	IN-13	 Stair					GRA.23		
6-STJ-2		STAIR	IN-09.07	 STAIR		IN-01.11	STAIR STJ-2 ROOF ACCESS 6 ↓ EXIT DOWN TO FLOOR 1 1 THROUGH 8		GRA.21	GRA.12	
6110A	2	TYP RECEPT	IC-02.04	(department ID)					GRA.41		
6110A	3	TYP RECEPT	IC-02.04	(department ID)					GRA.41		
6111A	2	RECEPT	IC-02.04	(department ID)					GRA.41		
6111A	3	RECEPT	IC-02.04	(department ID)					GRA.41		
6J-C01	1	CORR	IN-14.03	(wal directional sign)					GRA.24		
6J-C01	2	CORR	IN-14.03	(wal directional sign)					GRA.24		
6J-C01	3	CORR	IN-14.03	(wal directional sign)					GRA.24		
6J-C01	4	CORR	IN-14.03	(wal directional sign)					GRA.24		
6J-C01	5	CORR	IN-14.03	(wal directional sign)					GRA.24		
6J-C01	6	CORR	IN-14.03	(wal directional sign)					GRA.24		
6J-C10	1	ST	IN-14.05	(wall directional sign)					GRA.25		
6J-C10	2	CLEAN/ EQUIP	IN-14.05	(wall directional sign)					GRA.25		
6J-C10	3	CLEAN/ EQUIP	IN-14.05	(wall directional sign)					GRA.25		
6J-C10	4		IN-14.05	(wall directional sign)					GRA.25		
6J-C10	5		IN-14.05	(wall directional sign)					GRA.25		
6J-C10	6	LOW VOLT	IN-14.05	(wall directional sign)					GRA.25		
6J-STJ-3	2	STAIR	IN-09.07	 STAIR					GRA.21		
6J-STJ-3	2	STAIR	IN-13	 Stair					GRA.23		
6J-STJ-3		STAIR	IN-09.07	 STAIR		IN-01.11	STAIR STJ-3 NO ROOF ACCESS 6 ↓ EXIT DOWN TO FLOOR 1 1 THROUGH 8		GRA.21	GRA.12	
6J100	2	ELEV	IN-13	 Elevator					GRA.23		
6J100	2	PUB ELEV LOBBY	IN-17.05	(floor directory)					GRA.27		
6J100		PUB ELEV LOBBY	IN-01.01.03	(small emergency exit plan)		IN-01.04	(elevator call button)		GRA.09	GRA.10	
6J101	2	PUB ELEV LOBBY	IN-13	 Restroom					GRA.23		

OUT											
Number	Location	Name	Sign Type 1	Message 1		Sign Type 2	Message 2		Sheet Number 1	Sheet Number 2	Notes
6J101		MALE	IN-09.01	 MEN					GRA.20		
6J102A		TELECOM	IN-03.01	6J102A					GRA.14		
6J102B		LVSR	IN-03.01	6J102B					GRA.14		
6J103		FEMALE	IN-09.02	 WOMEN					GRA.20		
6J104		SERVICE BAY	IN-03.01	6J104					GRA.14		
6J104A		EMER ELEC	IN-03.01	6J104A		IN-04.02	Emergency Electrical		GRA.14	GRA.16	
6J104B		NORM ELEC	IN-03.01	6J104B					GRA.14		
6J105	2	TYP SERV ELEV LOBBY	IN-17.05	(floor directory)					GRA.27		
6J105		TYP SERV ELEV LOBBY	IN-01.01.03	(small emergency exit plan)		IN-01.04	(elevator call button)		GRA.09	GRA.10	
6J110A		TYP RECEPT	IN-19.01	Department Reception					GRA.28		
6J110C		TYP INTV	IN-03.01	6J110C		IN-04.02	Interview		GRA.14	GRA.16	
6J110D		INTV	IN-03.01	6J110D		IN-04.02	Interview		GRA.14	GRA.16	
6J111A		RECEPT	IN-19.01	Department Reception					GRA.28		
6J111C		INTV	IN-03.01	6J111C		IN-04.02	Interview		GRA.14	GRA.16	
6J111D		INTV	IN-03.01	6J111D		IN-04.02	Interview		GRA.14	GRA.16	
6J112		CONSULT	IN-03.01	6J112		IN-04.02	Consultation		GRA.14	GRA.16	
6J113		CONSULT	IN-03.01	6J113		IN-04.02	Consultation		GRA.14	GRA.16	
6J114		SOC WRK	IN-03.01	6J114					GRA.14		
6J115		ITAC	IN-03.01	6J115					GRA.14		
6J116		ADVOCATE	IN-03.01	6J116					GRA.14		
6J117	2	T	IN-13	 Restroom					GRA.23		
6J117		T	IN-09.03	 RESTROOM					GRA.20		
6J120	2	T	IN-13	 Restroom					GRA.23		
6J120		T	IN-09.03	 RESTROOM					GRA.20		
6J122		IOP TEST	IN-03.01	6J122					GRA.14		
6J123		TELE- RETINAL	IN-03.01	6J123					GRA.14		
6J124		SHARED COPY	IN-03.01	6J124		IN-04.02	Copy Room		GRA.14	GRA.16	
6J125	2	CLEAN/ EQUIP	IN-03.01	6J125					GRA.14		
6J125	2	CLEAN/ EQUIP	IN-04.02	Clean/Equipment					GRA.16		
6J125		SHARED M-P CONF	IN-03.01	6J125		IN-07.02	Conference Room		GRA.14	GRA.19	
6J126	2	T	IN-13	 Restroom					GRA.23		
6J126		T	IN-09.03	 RESTROOM					GRA.20		
6J130	2	TYP T	IN-13	 Restroom					GRA.23		
6J130		TYP T	IN-09.03	 RESTROOM					GRA.20		
6J132		CONSULT	IN-03.01	6J132		IN-04.02	Consultation		GRA.14	GRA.16	
6J200		EXAM	IN-03.01	6J200		IN-04.02	Exam Room		GRA.14	GRA.16	
6J201		EXAM	IN-03.01	6J201		IN-04.02	Exam Room		GRA.14	GRA.16	

OUT											
Number	Location	Name	Sign Type 1	Message 1		Sign Type 2	Message 2		Sheet Number 1	Sheet Number 2	Notes
6J202		EXAM	IN-03.01	6J202		IN-04.02	Exam Room		GRA.14	GRA.16	
6J203		EXAM	IN-03.01	6J203		IN-04.02	Exam Room		GRA.14	GRA.16	
6J204		EXAM	IN-03.01	6J204		IN-04.02	Exam Room		GRA.14	GRA.16	
6J205		TYP EXAM	IN-03.01	6J205		IN-04.02	Exam Room		GRA.14	GRA.16	
6J206		ISO EXAM	IN-03.01	6J206		IN-04.02	ISO Exam Room		GRA.14	GRA.16	
6J208		TYP CLEAN/ MED	IN-03.01	6J208		IN-04.02	Clean/Med		GRA.14	GRA.16	
6J209		TYP SPEC EXAM	IN-03.01	6J209		IN-04.02	Spec Exam		GRA.14	GRA.16	
6J210		TYP SOILED	IN-03.01	6J210		IN-04.02	Soiled Utility		GRA.14	GRA.16	
6J211		ST	IN-09.03	 RESTROOM					GRA.20		
6J212		HK	IN-03.01	6J212		IN-04.02	HAC		GRA.14	GRA.16	
6J214		ST	IN-09.03	 RESTROOM					GRA.20		
6J215		CLEAN/ EQUIP	IN-03.01	6J215		IN-04.02	Clean/Equipment		GRA.14	GRA.16	
6J216		TYP SPEC EXAM	IN-03.01	6J216		IN-04.02	Spec Exam		GRA.14	GRA.16	
6J217		SPEC EXAM	IN-03.01	6J217		IN-04.02	Spec Exam Room		GRA.14	GRA.16	
6J218		TYP WORKSPACE	IN-03.01	6J218					GRA.14		
6J219		TYP WORKSPACE	IN-03.01	6J219					GRA.14		
6J221		EXAM	IN-03.01	6J221		IN-04.02	Exam Room		GRA.14	GRA.16	
6J222		EXAM	IN-03.01	6J222		IN-04.02	Exam Room		GRA.14	GRA.16	
6J223		EXAM	IN-03.01	6J223		IN-04.02	Exam Room		GRA.14	GRA.16	
6J224		EXAM	IN-03.01	6J224		IN-04.02	Exam Room		GRA.14	GRA.16	
6J225		TRIAGE	IN-03.01	6J225		IN-04.02	Triage		GRA.14	GRA.16	
6J226		EXAM	IN-03.01	6J226		IN-04.02	Exam Room		GRA.14	GRA.16	
6J228		EXAM	IN-03.01	6J228		IN-04.02	Exam Room		GRA.14	GRA.16	
6J229		TRIAGE	IN-03.01	6J229		IN-04.02	Triage		GRA.14	GRA.16	
6J230		EXAM	IN-03.01	6J230		IN-04.02	Exam Room		GRA.14	GRA.16	
6J231		EXAM	IN-03.01	6J231		IN-04.02	Exam Room		GRA.14	GRA.16	
6J232		EXAM	IN-03.01	6J232		IN-04.02	Exam Room		GRA.14	GRA.16	
6J233		EXAM	IN-03.01	6J233		IN-04.02	Exam Room		GRA.14	GRA.16	
6J235		WORKSPACE	IN-03.01	6J235					GRA.14		
6J236		SPEC EXAM	IN-03.01	6J236		IN-04.02	Spec Exam Room		GRA.14	GRA.16	
6J237		PROCED	IN-03.01	6J237		IN-04.02	Procedure		GRA.14	GRA.16	
6J239		TYP TELE-MED	IN-03.01	6J239					GRA.14		
6J240		TELE-MED	IN-03.01	6J240					GRA.14		
6J241		ADM MGR	IN-03.01	6J241					GRA.14		
6J242		RN MGR	IN-03.01	6J242					GRA.14		
6J243		WORKSPACE	IN-03.01	6J243					GRA.14		
6J244		MH OFF	IN-03.01	6J244					GRA.14		
6J245		MH OFF	IN-03.01	6J245					GRA.14		
6J246		MH OFF	IN-03.01	6J246					GRA.14		
6J247		PHARM	IN-03.01	6J247					GRA.14		
6J248		MH OFF	IN-03.01	6J248					GRA.14		





OUT											
Number	Location	Name	Sign Type 1	Message 1		Sign Type 2	Message 2		Sheet Number 1	Sheet Number 2	Notes
6J249		PHARM	IN-03.01	6J249					GRA.14		
6J250		MH OFF	IN-03.01	6J250					GRA.14		
6J251		TRIAGE	IN-03.01	6J251		IN-04.02	Triage		GRA.14	GRA.16	
6J252		EXAM	IN-03.01	6J252		IN-04.02	Exam Room		GRA.14	GRA.16	
6J253		EXAM	IN-03.01	6J253		IN-04.02	Exam Room		GRA.14	GRA.16	
6J254		EXAM	IN-03.01	6J254		IN-04.02	Exam Room		GRA.14	GRA.16	
6J255		EXAM	IN-03.01	6J255		IN-04.02	Exam Room		GRA.14	GRA.16	
6J256		EXAM	IN-03.01	6J256		IN-04.02	Exam Room		GRA.14	GRA.16	
6J257		WORKSPACE	IN-03.01	6J257					GRA.14		
6J259		SPEC EXAM	IN-03.01	6J259		IN-04.02	Spec Exam Room		GRA.14	GRA.16	
6J260		TYP PROCED	IN-03.01	6J260		IN-04.02	Procedure		GRA.14	GRA.16	
6J261	2	TYP CLEAN/ EQUIP	IN-03.01	6J261					GRA.14		
6J261	2	TYP CLEAN/ EQUIP	IN-04.02	Clean/Equipment					GRA.16		
6J261		TYP CLEAN/ EQUIP	IN-03.01	6J261		IN-04.02	Clean/Equipment		GRA.14	GRA.16	
6J262		TYP SOILED	IN-03.01	6J262		IN-04.02	Soiled Utility		GRA.14	GRA.16	
6J263		TYP HK	IN-03.01	6J263		IN-04.02	HAC		GRA.14	GRA.16	
6J264		SPEC EXAM	IN-03.01	6J264		IN-04.02	Spec Exam Room		GRA.14	GRA.16	
6J265		SPEC EXAM	IN-03.01	6J265		IN-04.02	Spec Exam Room		GRA.14	GRA.16	
6J268		EXAM	IN-03.01	6J268		IN-04.02	Exam Room		GRA.14	GRA.16	
6J269		EXAM	IN-03.01	6J269		IN-04.02	Exam Room		GRA.14	GRA.16	
6J270		EXAM	IN-03.01	6J270		IN-04.02	Exam Room		GRA.14	GRA.16	
6J271		EXAM	IN-03.01	6J271		IN-04.02	Exam Room		GRA.14	GRA.16	
6J272		EXAM	IN-03.01	6J272		IN-04.02	Exam Room		GRA.14	GRA.16	
6J273		TRIAGE	IN-03.01	6J273		IN-04.02	Triage		GRA.14	GRA.16	
6J274		EXAM	IN-03.01	6J274		IN-04.02	Exam Room		GRA.14	GRA.16	
6J275		EXAM	IN-03.01	6J275		IN-04.02	Exam Room		GRA.14	GRA.16	
6J276		EXAM	IN-03.01	6J276		IN-04.02	Exam Room		GRA.14	GRA.16	
6J277		EXAM	IN-03.01	6J277		IN-04.02	Exam Room		GRA.14	GRA.16	
6J278		EXAM	IN-03.01	6J278		IN-04.02	Exam Room		GRA.14	GRA.16	
6J279		EXAM	IN-03.01	6J279		IN-04.02	Exam Room		GRA.14	GRA.16	
6J281		ISO EXAM	IN-03.01	6J281		IN-04.02	ISO Exam Room		GRA.14	GRA.16	
6J282		SPEC EXAM	IN-03.01	6J282		IN-04.02	Spec Exam Room		GRA.14	GRA.16	
6J283		CLEAN/ MED	IN-03.01	6J283		IN-04.02	Clean/Med		GRA.14	GRA.16	
6J299		SERVICE BAY	IN-03.01	6J299					GRA.14		
6J299A		EMER ELEC	IN-03.01	6J299A		IN-04.02	Emergency Electrical		GRA.14	GRA.16	
6J299B		NORM ELEC	IN-03.01	6J299B					GRA.14		
6J300A		LOW VOLT	IN-03.01	6J300A					GRA.14		
6J300B		TELECOM	IN-03.01	6J300B					GRA.14		
6J302	2	CONFERENCE	IN-03.01	6J302					GRA.14		
6J302	2	CONFERENCE	IN-07.02	Conference Room					GRA.19		
6J302		CONFERENCE	IN-03.01	6J302		IN-07.02	Conference Room		GRA.14	GRA.19	
6J303		CHRG NS	IN-03.01	6J303					GRA.14		
6J308	2	PHYS, RES, STUDENT	IN-03.01	6J308					GRA.14		

OUT											
Number	Location	Name	Sign Type 1	Message 1		Sign Type 2	Message 2		Sheet Number 1	Sheet Number 2	Notes
6J308	2	PHYS, RES, STUDENT	IN-04.02	Work Room					GRA.16		
6J308		PHYS, RES, STUDENT	IN-03.01	6J308		IN-04.02	Work Room		GRA.14	GRA.16	
6J309		CONFERENCE	IN-03.01	6J309		IN-07.02	Conference Room		GRA.14	GRA.19	
6J310		CLINIC MGR	IN-03.01	6J310					GRA.14		
6J311		OFFICE	IN-03.01	6J311					GRA.14		
6J315	2	PHYS, RES, PROV & STUDENTS	IN-03.01	6J315					GRA.14		
6J315	2	PHYS, RES, PROV & STUDENTS	IN-04.02	Work Room					GRA.16		
6J315		PHYS, RES, PROV & STUDENTS	IN-03.01	6J315		IN-04.02	Work Room		GRA.14	GRA.16	
6J316		UNASSN	IN-03.01	6J316					GRA.14		
6J317		TYP STAFF LOUNGE	IN-03.01	6J317		IN-04.02	Staff Lounge		GRA.14	GRA.16	
6J318		ELEV MACHINE ROOM	IN-03.01	6J318					GRA.14		
LEVEL 7											
7-STJ-2	2	STAIR	IN-13	 Stair					GRA.23		
				 STAIR			STAIR STJ-2 ROOF ACCESS 7 ↓ EXIT DOWN TO FLOOR 1 1 THROUGH 8		GRA.21	GRA.12	
7-STJ-2		STAIR	IN-09.07			IN-01.11					
7J-C10	1	CLEAN SUPPLY	IN-14.05	(wall directional sign)					GRA.25		
7J-C01	2	CORR	IN-14.05	(wall directional sign)					GRA.25		
7J-C01	3	CORR	IN-14.03	(wal directional sign)					GRA.24		
7J-C01	4	CORR	IN-14.03	(wal directional sign)					GRA.24		
7J-C01	5	CORR	IN-14.03	(wal directional sign)					GRA.24		
7J-C01	6	CORR	IN-14.03	(wal directional sign)					GRA.24		
7J-C01	7	WORK	IN-14.05	(wall directional sign)					GRA.25		
7J-C02	1	CORR	IN-14.03	(wal directional sign)					GRA.24		
7J-C10	2	EEG	IN-14.05	(wall directional sign)					GRA.25		
7J-C10	3	CLEAN/EQUIP	IN-14.05	(wall directional sign)					GRA.25		
7J-C10	4	CLEAN/EQUIP	IN-14.05	(wall directional sign)					GRA.25		
7J-C10	5	LOW VOLT	IN-14.05	(wall directional sign)					GRA.25		
7J-STJ-3	2	STAIR	IN-09.07	 STAIR					GRA.21		
7J-STJ-3	2	STAIR	IN-13	 Stair					GRA.23		
				 STAIR			STAIR STJ-3 NO ROOF ACCESS 7 ↓ EXIT DOWN TO FLOOR 1 1 THROUGH 8		GRA.21	GRA.12	
7J-STJ-3		STAIR	IN-09.07			IN-01.11					
7J101	2	MODULE F: WAITING	IN-13	 Restroom					GRA.23		




OUT											
Number	Location	Name	Sign Type 1	Message 1		Sign Type 2	Message 2		Sheet Number 1	Sheet Number 2	Notes
7J101		MALE	IN-09.01	 MEN					GRA.20		
7J102A		TELECOM	IN-03.01	7J102A					GRA.14		
7J102B		LVSR	IN-03.01	7J102B					GRA.14		
7J103		FEMALE	IN-09.02	 WOMEN					GRA.20		
7J104		SERVICE BAY	IN-03.01	7J104					GRA.14		
7J104A		EMER ELEC	IN-03.01	7J104A		IN-04.02	Emergency Electrical		GRA.14	GRA.16	
7J104B		NORM ELEC	IN-03.01	7J104B					GRA.14		
7J110	2		IN-13	 Elevator					GRA.23		
7J110	2	MODULE F: WAITING	IN-17.05	(floor directory)					GRA.27		
7J110		MODULE F: WAITING	IN-01.01.03	(small emergency exit plan)		IN-01.04	(elevator call button)		GRA.09	GRA.10	
7J111A	2	RECEPT	IC-02.04	(department ID)					GRA.41		
7J111A		RECEPT	IN-19.01	Department Reception					GRA.28		
7J111C		INTV	IN-03.01	7J111C		IN-04.02	Interview		GRA.14	GRA.16	
7J111D		INTV	IN-03.01	7J111D		IN-04.02	Interview		GRA.14	GRA.16	
7J112A		INFUS TRTMT	IN-03.01	7J112A		IN-04.02	Infusion Room		GRA.14	GRA.16	
7J112B		TYP INFUS TRTMT	IN-03.01	7J112B		IN-04.02	Infusion Room		GRA.14	GRA.16	
7J112C		INFUS TRTMT	IN-03.01	7J112C		IN-04.02	Infusion Room		GRA.14	GRA.16	
7J112D		INFUS TRTMT	IN-03.01	7J112D		IN-04.02	Infusion Room		GRA.14	GRA.16	
7J112E		INFUS TRTMT	IN-03.01	7J112E		IN-04.02	Infusion Room		GRA.14	GRA.16	
7J112F		INFUS TRTMT	IN-03.01	7J112F		IN-04.02	Infusion Room		GRA.14	GRA.16	
7J112G		INFUS TRTMT	IN-03.01	7J112G		IN-04.02	Infusion Room		GRA.14	GRA.16	
7J112H		INFUS TRTMT	IN-03.01	7J112H		IN-04.02	Infusion Room		GRA.14	GRA.16	
7J112I		INFUS TRTMT	IN-03.01	7J112I		IN-04.02	Infusion Room		GRA.14	GRA.16	
7J112J		INFUS TRTMT	IN-03.01	7J112J		IN-04.02	Infusion Room		GRA.14	GRA.16	
7J112K		INFUS TRTMT	IN-03.01	7J112K		IN-04.02	Infusion Room		GRA.14	GRA.16	
7J112L		INFUS TRTMT	IN-03.01	7J112L		IN-04.02	Infusion Room		GRA.14	GRA.16	
7J112M		INFUS TRTMT	IN-03.01	7J112M		IN-04.02	Infusion Room		GRA.14	GRA.16	
7J112N		INFUS TRTMT	IN-03.01	7J112N		IN-04.02	Infusion Room		GRA.14	GRA.16	
7J112O		INFUS TRTMT	IN-03.01	7J112O		IN-04.02	Infusion Room		GRA.14	GRA.16	
7J112P		WORK	IN-03.01	7J112P		IN-04.02	Work Room		GRA.14	GRA.16	
7J112Q		NS STN	IN-03.01	7J112Q					GRA.14		
7J112S		NS STN	IN-03.01	7J112S					GRA.14		
7J113		MEDS	IN-03.01	7J113		IN-04.02	Meds		GRA.14	GRA.16	
7J114	2	AISLE	IN-13	 Restroom					GRA.23		
7J114		T	IN-09.03	 RESTROOM					GRA.20		
7J115		CLEAN/ EQUIP	IN-03.01	7J115		IN-04.02	Clean/Equipment		GRA.14	GRA.16	
7J116		SOILED	IN-03.01	7J116		IN-04.02	Soiled Utility		GRA.14	GRA.16	
7J118	2	AISLE	IN-13	 Restroom					GRA.23		
7J118		T	IN-09.03	 RESTROOM					GRA.20		








OUT											
Number	Location	Name	Sign Type 1	Message 1		Sign Type 2	Message 2		Sheet Number 1	Sheet Number 2	Notes
7J119		ISO TRTMT	IN-03.01	7J119		IN-04.02	ISO Treatment		GRA.14	GRA.16	
7J120	2	T	IN-13	 Restroom					GRA.23		
7J120		T	IN-09.03	  RESTROOM					GRA.20		
7J122		CONF	IN-03.01	7J122		IN-07.02	Conference Room		GRA.14	GRA.19	
7J123		SHARED COPY	IN-03.01	7J123		IN-04.02	Copy Room		GRA.14	GRA.16	
7J125		CHS WAITING	IN-03.01	7J125					GRA.14		
7J125A		RECEPT	IN-19.01	CHS Waiting					GRA.28		
7J126	2	T	IN-13	 Restroom					GRA.23		
7J126		T	IN-09.03	  RESTROOM					GRA.20		
7J200		TRIAGE	IN-03.01	7J200		IN-04.02	Triage		GRA.14	GRA.16	
7J201		TYP EXAM	IN-03.01	7J201		IN-04.02	Exam Room		GRA.14	GRA.16	
7J202		CHS EXAM	IN-03.01	7J202		IN-04.02	Exam Room		GRA.14	GRA.16	
7J203		EXAM	IN-03.01	7J203		IN-04.02	Exam Room		GRA.14	GRA.16	
7J204		EXAM	IN-03.01	7J204		IN-04.02	Exam Room		GRA.14	GRA.16	
7J206		CHS: PROCED	IN-03.01	7J206		IN-04.02	Procedure		GRA.14	GRA.16	
7J207		SPEC EXAM	IN-03.01	7J207		IN-04.02	Spec Exam Room		GRA.14	GRA.16	
7J208		SOILED	IN-03.01	7J208		IN-04.02	Soiled Utility		GRA.14	GRA.16	
7J209		ST	IN-09.03	  RESTROOM					GRA.20		
7J210		HK	IN-03.01	7J210		IN-04.02	HAC		GRA.14	GRA.16	
7J212		ST	IN-09.03	  RESTROOM					GRA.20		
7J213		CLEAN/ MED	IN-03.01	7J213		IN-04.02	Clean/Med		GRA.14	GRA.16	
7J214		ISO SPEC EXAM	IN-03.01	7J214		IN-04.02	ISO Spec Exam		GRA.14	GRA.16	
7J215		PCMC	IN-03.01	7J215					GRA.14		
7J216		WORKSPACE	IN-03.01	7J216					GRA.14		
7J216A		CHS:LAB	IN-03.01	7J216A		IN-04.02	Lab		GRA.14	GRA.16	
7J217		WMNS COORD	IN-03.01	7J217					GRA.14		
7J218		EXAM	IN-03.01	7J218		IN-04.02	Exam Room		GRA.14	GRA.16	
7J219		EXAM	IN-03.01	7J219		IN-04.02	Exam Room		GRA.14	GRA.16	
7J220		EXAM	IN-03.01	7J220		IN-04.02	Exam Room		GRA.14	GRA.16	
7J221		EXAM	IN-03.01	7J221		IN-04.02	Exam Room		GRA.14	GRA.16	
7J224		CONSULT/OFF	IN-03.01	7J224					GRA.14		
7J225		TRIAGE/ TELE-RET	IN-03.01	7J225		IN-04.02	Triage		GRA.14	GRA.16	
7J226		EXAM	IN-03.01	7J226		IN-04.02	Exam Room		GRA.14	GRA.16	
7J227		EXAM	IN-03.01	7J227		IN-04.02	Exam Room		GRA.14	GRA.16	
7J228		EXAM	IN-03.01	7J228		IN-04.02	Exam Room		GRA.14	GRA.16	
7J229		EXAM	IN-03.01	7J229		IN-04.02	Exam Room		GRA.14	GRA.16	
7J230		WORKSPACE	IN-03.01	7J230					GRA.14		
7J231		ISO EXAM	IN-03.01	7J231		IN-04.02	ISO Exam Room		GRA.14	GRA.16	
7J232		CLEAN SUPPLY	IN-03.01	7J232		IN-04.02	Clean Utility		GRA.14	GRA.16	







OUT											
Number	Location	Name	Sign Type 1	Message 1		Sign Type 2	Message 2		Sheet Number 1	Sheet Number 2	Notes
7J233		SPEC EXAM	IN-03.01	7J233		IN-04.02	Spec Exam Room		GRA.14	GRA.16	
7J235		CLEAN/ MED	IN-03.01	7J235		IN-04.02	Clean/Med		GRA.14	GRA.16	
7J236		EMG	IN-03.01	7J236		IN-04.02	EMG		GRA.14	GRA.16	
7J237		EEG	IN-03.01	7J237		IN-04.02	EEG		GRA.14	GRA.16	
7J238		TYP EMG	IN-03.01	7J238		IN-04.02	EMG		GRA.14	GRA.16	
7J239		TYP EEG	IN-03.01	7J239		IN-04.02	EEG		GRA.14	GRA.16	
7J241		WORKSPACE	IN-03.01	7J241					GRA.14		
7J243		EEG STOR/ MOVE	IN-03.01	7J243		IN-04.02	EEG Storage		GRA.14	GRA.16	
7J244		EEG STOR/ EQ	IN-03.01	7J244		IN-04.02	EEG Storage		GRA.14	GRA.16	
7J245		EXAM	IN-03.01	7J245		IN-04.02	Exam Room		GRA.14	GRA.16	
7J246		EXAM	IN-03.01	7J246		IN-04.02	Exam Room		GRA.14	GRA.16	
7J247		FAMILY COUNSEL	IN-03.01	7J247		IN-04.02	Family Counseling		GRA.14	GRA.16	
7J248		CONSULT	IN-03.01	7J248		IN-04.02	Consultation		GRA.14	GRA.16	
7J250		EXAM	IN-03.01	7J250		IN-04.02	Exam Room		GRA.14	GRA.16	
7J251		TRIAGE	IN-03.01	7J251		IN-04.02	Triage		GRA.14	GRA.16	
7J252		EXAM	IN-03.01	7J252		IN-04.02	Exam Room		GRA.14	GRA.16	
7J253		EXAM	IN-03.01	7J253		IN-04.02	Exam Room		GRA.14	GRA.16	
7J254		EXAM	IN-03.01	7J254		IN-04.02	Exam Room		GRA.14	GRA.16	
7J255		EXAM	IN-03.01	7J255		IN-04.02	Exam Room		GRA.14	GRA.16	
7J257		SPEC EXAM	IN-03.01	7J257		IN-04.02	Spec Exam Room		GRA.14	GRA.16	
7J258		PROCED	IN-03.01	7J258		IN-04.02	Procedure		GRA.14	GRA.16	
7J259	2	CLEAN/EQUIP	IN-03.01	7J259					GRA.14		
7J259	2	CLEAN/EQUIP	IN-04.02	Clean/Equipment					GRA.16		
7J259		CLEAN/EQUIP	IN-03.01	7J259		IN-04.02	Clean/Equipment		GRA.14	GRA.16	
7J260		SPEC EXAM	IN-03.01	7J260		IN-04.02	Spec Exam Room		GRA.14	GRA.16	
7J261		HK	IN-03.01	7J261		IN-04.02	HAC		GRA.14	GRA.16	
7J262		WORKSPACE	IN-03.01	7J262					GRA.14		
7J263		SPEC EXAM	IN-03.01	7J263		IN-04.02	Spec Exam Room		GRA.14	GRA.16	
7J265		WORKSPACE	IN-03.01	7J265					GRA.14		
7J266		EXAM	IN-03.01	7J266		IN-04.02	Exam Room		GRA.14	GRA.16	
7J267		EXAM	IN-03.01	7J267		IN-04.02	Exam Room		GRA.14	GRA.16	
7J268		EXAM	IN-03.01	7J268		IN-04.02	Exam Room		GRA.14	GRA.16	
7J269		EXAM	IN-03.01	7J269		IN-04.02	Exam Room		GRA.14	GRA.16	
7J270		EXAM	IN-03.01	7J270		IN-04.02	Exam Room		GRA.14	GRA.16	
7J271		TRIAGE	IN-03.01	7J271		IN-04.02	Triage		GRA.14	GRA.16	
7J272		EXAM	IN-03.01	7J272		IN-04.02	Exam Room		GRA.14	GRA.16	
7J274		EXAM	IN-03.01	7J274		IN-04.02	Exam Room		GRA.14	GRA.16	
7J275		EXAM/ (NS MGR)	IN-03.01	7J275		IN-04.02	Exam Room		GRA.14	GRA.16	
7J276		EXAM	IN-03.01	7J276		IN-04.02	Exam Room		GRA.14	GRA.16	
7J277		EXAM	IN-03.01	7J277		IN-04.02	Exam Room		GRA.14	GRA.16	
7J279		EXAM	IN-03.01	7J279		IN-04.02	Exam Room		GRA.14	GRA.16	
7J280		SPEC EXAM	IN-03.01	7J280		IN-04.02	Spec Exam Room		GRA.14	GRA.16	
7J281		ISO EXAM	IN-03.01	7J281		IN-04.02	ISO Exam Room		GRA.14	GRA.16	

OUT											
Number	Location	Name	Sign Type 1	Message 1		Sign Type 2	Message 2		Sheet Number 1	Sheet Number 2	Notes
7J283		CLEAN/MED	IN-03.01	7J283		IN-04.02	Clean/Med		GRA.14	GRA.16	
7J299		SERVICE BAY	IN-03.01	7J299					GRA.14		
7J299A		EMER ELEC	IN-03.01	7J299A		IN-04.02	Emergency Electrical		GRA.14	GRA.16	
7J299B		NORM ELEC	IN-03.01	7J299B					GRA.14		
7J300A		LOW VOLT	IN-03.01	7J300A					GRA.14		
7J300B		TELECOM	IN-03.01	7J300B					GRA.14		
7J301		CC NRS MGR	IN-03.01	7J301					GRA.14		
7J302		CC ANALYST	IN-03.01	7J302					GRA.14		
7J303		CC PSA	IN-03.01	7J303					GRA.14		
7J305	2	SERV ELEV LOBBY	IN-17.05	(floor directory)					GRA.27		
7J305		SERV ELEV LOBBY	IN-01.01.03	(small emergency exit plan)		IN-01.04	(elevator call button)		GRA.09	GRA.10	
7J306		CC CASE MGR	IN-03.01	7J306					GRA.14		
7J307		PHYS/ RES/ STUDENT	IN-03.01	7J307					GRA.14		
7J308		CHIEF	IN-03.01	7J308					GRA.14		
7J309		EEG READING	IN-03.01	7J309					GRA.14		
7J310		EEG WORK	IN-03.01	7J310					GRA.14		
7J311		MOD F/B CONF	IN-03.01	7J311		IN-07.02	Conference Room		GRA.14	GRA.19	
7J312		PHYS, RES, PROV, STUDENT	IN-03.01	7J312		IN-04.02	Work Room		GRA.14	GRA.16	
7J315		WM PHYS, RES, PROV, STUDENT	IN-03.01	7J315		IN-04.02	Work Room		GRA.14	GRA.16	
7J317		STAFF LOUNGE	IN-03.01	7J317		IN-04.02	Staff Lounge		GRA.14	GRA.16	
LEVEL 8											
8-STJ-2		STAIR	IN-09.07	 STAIR		IN-01.11	STAIR STJ-2 ROOF ACCESS 8 ↓ EXIT DOWN TO FLOOR 1 1 THROUGH 8		GRA.21	GRA.12	
8-STJ-3	2	STAIR	IN-17.05	(floor directory)					GRA.27		
8-STJ-4	2		IN-13	 Stair					GRA.23		
8-STJ-4		STAIR	IN-09.07	 STAIR		IN-01.11	STAIR STJ-4 ROOF ACCESS 8 NOT AN EXIT STAIR		GRA.21	GRA.12	
8J-STJ-3		STAIR	IN-09.07	 STAIR		IN-01.11	STAIR STJ-3 NO ROOF ACCESS 8 ↓ EXIT DOWN TO FLOOR 1 1 THROUGH 8		GRA.21	GRA.12	
8J100		MECH	IN-03.01	8J100					GRA.14		
8J101	2	EMER ELEC	IN-03.01	8J101					GRA.14		

OUT											
Number	Location	Name	Sign Type 1	Message 1		Sign Type 2	Message 2		Sheet Number 1	Sheet Number 2	Notes
8J101	2	EMER ELEC	IN-04.02	Emergency Electrical					GRA.16		
8J101		EMER ELEC	IN-03.01	8J101		IN-04.02	Emergency Electrical		GRA.14	GRA.16	
8J102	2	NORM ELEC	IN-03.01	8J102					GRA.14		
8J102	2	NORM ELEC	IN-04.02	Electrical					GRA.16		
8J102		NORM ELEC	IN-03.01	8J102					GRA.14		
8J103		MECHANICAL	IN-03.01	8J103					GRA.14		
8J104		ELEV MACH RM	IN-03.01	8J104					GRA.14		

STAFF GARAGE											
Number	Location	Name	Sign Type 1	Message 1		Sign Type 2	Message 2		Sheet Number 1	Sheet Number 2	Notes
LEVEL 1	STAFF GARAGE										
1K101		SECURITY	IN-03.01	1K101					GRA.14		
1K103		TEL-DATA	IN-03.01	1K103					GRA.14		
1K104		TELECOM	IN-03.01	1K104		IN-04.02			GRA.14	GRA.16	
1K105		EQUIPMENT STORAGE	IN-03.01	1K105					GRA.14		
1K106		SECURITY	IN-03.01	1K106		IN-04.02			GRA.14	GRA.16	
1K107		EQUIPMENT STORAGE	IN-03.01	1K107		IN-04.02			GRA.14	GRA.16	
1K108		ELEC	IN-03.01	1K108		IN-04.02			GRA.14	GRA.16	
1K109		WC STOR	IN-03.01	1K109					GRA.14		
1K110		MECHANICAL	IN-03.01	1K110					GRA.14		
1K112		ATTENDANT OFFICE	IN-03.01	1K112					GRA.14		
1K114		DISPATCH & CUBICLES	IN-03.01	1K114					GRA.14		
1K114A		TRANS SUPV	IN-03.01	1K114A		IN-04.02			GRA.14	GRA.16	
1K116		LOUNGE	IN-03.01	1K116					GRA.14		
1K116A		ST	IN-09.03	 RESTROOM					GRA.20		
1K116B		ST	IN-09.03	 RESTROOM					GRA.20		
1-STK-1		STAIR	IN-09.07	 STAIR		IN-01.11	STAIR STK-1 ROOF ACCESS 1 EXIT THIS LEVEL 1 THROUGH 7		GRA.21	GRA.12	

STAFF GARAGE											
Number	Location	Name	Sign Type 1	Message 1		Sign Type 2	Message 2		Sheet Number 1	Sheet Number 2	Notes
2-STK-1		STAIR	IN-09.07	 STAIR		IN-01.11	STAIR STK-1 ROOF ACCESS 2 ↓ EXIT DOWN TO FLOOR 1 1 THROUGH 7		GRA.21	GRA.12	
3-STK-1		STAIR	IN-09.07	 STAIR		IN-01.11	STAIR STK-1 ROOF ACCESS 3 ↓ EXIT DOWN TO FLOOR 1 1 THROUGH 7		GRA.21	GRA.12	
4-STK-1		STAIR	IN-09.07	 STAIR		IN-01.11	STAIR STK-1 ROOF ACCESS 4 ↓ EXIT DOWN TO FLOOR 1 1 THROUGH 7		GRA.21	GRA.12	
5-STK-1		STAIR	IN-09.07	 STAIR		IN-01.11	STAIR STK-1 ROOF ACCESS 5 ↓ EXIT DOWN TO FLOOR 1 1 THROUGH 7		GRA.21	GRA.12	
6-STK-1		STAIR	IN-09.07	 STAIR		IN-01.11	STAIR STK-1 ROOF ACCESS 6 ↓ EXIT DOWN TO FLOOR 1 1 THROUGH 7		GRA.21	GRA.12	
7-STK-1		STAIR	IN-09.07	 STAIR		IN-01.11	STAIR STK-1 ROOF ACCESS 7 ↓ EXIT DOWN TO FLOOR 1 1 THROUGH 7		GRA.21	GRA.12	
1-STK-2		STAIR	IN-09.07	 STAIR		IN-01.11	STAIR STK-2 ROOF ACCESS 1 EXIT THIS LEVEL 1 THROUGH 7		GRA.21	GRA.12	

STAFF GARAGE											
Number	Location	Name	Sign Type 1	Message 1		Sign Type 2	Message 2		Sheet Number 1	Sheet Number 2	Notes
2-STK-2		STAIR	IN-09.07	 STAIR		IN-01.11	STAIR STK-2 ROOF ACCESS 2 ↓ EXIT DOWN TO FLOOR 1 1 THROUGH 7		GRA.21	GRA.12	
3-STK-2		STAIR	IN-09.07	 STAIR		IN-01.11	STAIR STK-2 ROOF ACCESS 3 ↓ EXIT DOWN TO FLOOR 1 1 THROUGH 7		GRA.21	GRA.12	
4-STK-2		STAIR	IN-09.07	 STAIR		IN-01.11	STAIR STK-2 ROOF ACCESS 4 ↓ EXIT DOWN TO FLOOR 1 1 THROUGH 7		GRA.21	GRA.12	
5-STK-2		STAIR	IN-09.07	 STAIR		IN-01.11	STAIR STK-2 ROOF ACCESS 5 ↓ EXIT DOWN TO FLOOR 1 1 THROUGH 7		GRA.21	GRA.12	
6-STK-2		STAIR	IN-09.07	 STAIR		IN-01.11	STAIR STK-1 ROOF ACCESS 6 ↓ EXIT DOWN TO FLOOR 1 1 THROUGH 7		GRA.21	GRA.12	
7-STK-2		STAIR	IN-09.07	 STAIR		IN-01.11	STAIR STK-2 ROOF ACCESS 7 ↓ EXIT DOWN TO FLOOR 1 1 THROUGH 7		GRA.21	GRA.12	
	K-100		PS-08	Exit					Standard Parking		
	K-102		PS-08	Entrance					Standard Parking		
	K-104		PS-10	(occupancy sign)					Standard Parking		

STAFF GARAGE											
Number	Location	Name	Sign Type 1	Message 1		Sign Type 2	Message 2		Sheet Number 1	Sheet Number 2	Notes
	K-106		PS-09	(clearance bang bar)					Standard Parking		
	K-108		PS-08	Exit					Standard Parking		
	K-110		PS-08	Exit					Standard Parking		
	K-112		PS-10	(occupancy sign)					Standard Parking		
	K-114		PS-09	(clearance bang bar)					Standard Parking		
	K-116		PS-08	Entrance					Standard Parking		
	K-118		PS-10	(occupancy sign)	RFI-05134: Sign to have "Open" and "Close" Messages				Standard Parking		
	K-120		PS-09	(clearance bang bar)					Standard Parking		
	K-122		PS-08	Entrance					Standard Parking		
	K-124		PS-10	(occupancy sign)	RFI-05134: Sign to have "Open" and "Close" Messages				Standard Parking		
	K-126		PS-09	(clearance bang bar)					Standard Parking		
	K-128		PS-08	Exit					Standard Parking		
	K-130		PS-08	Entrance					Standard Parking		
	K-132		PS-10	(occupancy sign)	RFI-05134: Sign to have "Open" and "Close" Messages				Standard Parking		
	K-134		PS-09	(clearance bang bar)					Standard Parking		
	K-162		EN-12.04	(accessible parking)					Standard Parking		
	K-174		EN-12.04	(accessible parking)					Standard Parking		
	K-176		EN-12.04	(accessible parking)					Standard Parking		
	K-178		EN-12.04	(accessible parking)					Standard Parking		
	K-179A		EN-12.04	(TLR parking)					Standard Parking		
	K-179B		EN-12.04	(TLR parking)					Standard Parking		

STAFF GARAGE											
Number	Location	Name	Sign Type 1	Message 1		Sign Type 2	Message 2		Sheet Number 1	Sheet Number 2	Notes
	K-179C		EN-12.04	(TLR parking)					Standard Parking		
	K-179D		EN-12.04	(TLR parking)					Standard Parking		
	K-179E		EN-12.04	(TLR parking)					Standard Parking		
	K-179F		EN-12.04	(TLR parking)					Standard Parking		
	K-179G		EN-12.04	(TLR parking)					Standard Parking		
	K-179H		EN-12.04	(TLR parking)					Standard Parking		
	K-179I		EN-12.04	(TLR parking)					Standard Parking		
	K-179J		EN-12.04	(TLR parking)					Standard Parking		
	K-179K		EN-12.04	(TLR parking)					Standard Parking		
	K-179L		EN-12.04	(TLR parking)					Standard Parking		
	K-179M		EN-12.04	(TLR parking)					Standard Parking		
	K-179N		EN-12.04	(TLR parking)					Standard Parking		
	K-179O		EN-12.04	(TLR parking)					Standard Parking		
	K-179P		EN-12.04	(TLR parking)					Standard Parking		
	K-179Q		EN-12.04	(TLR parking)					Standard Parking		
	K-179R		EN-12.04	(TLR parking)					Standard Parking		
	K-179S		EN-12.04	(TLR parking)					Standard Parking		
	K-179T		EN-12.04	(TLR parking)					Standard Parking		
	K-182		PS-07	Level 1					Standard Parking		
	K-184		PS-07	Level 1					Standard Parking		
	K-186		PS-07	Level 1					Standard Parking		

STAFF GARAGE											
Number	Location	Name	Sign Type 1	Message 1		Sign Type 2	Message 2		Sheet Number 1	Sheet Number 2	Notes
	K-188		PS-07	Level 1					Standard Parking		
	K-190		PS-07	Level 1					Standard Parking		
	K-192		EN-12.04	(accessible parking)					Standard Parking		
	K-193		EN-12.04	(accessible parking)					Standard Parking		
	K-194		EN-12.04	(accessible parking)					Standard Parking		
	K-195		IN-01.10	(stair identification)					GRA.11		
	K-196		IN-02.06	(policy sign)					Standard Policy		
	K-197		IN-02.06	(policy sign)					Standard Policy		
LEVEL 2											
	K-200		PS-02.03	↑ Exit					Standard Parking		
	K-202		PS-02.03	← Additional Parking					Standard Parking		
	K-204		PS-05.03	Level 2					Standard Parking		
	K-206		PS-02.03	Exit →					Standard Parking		
	K-208		PS-02.03	↑ Additional Parking					Standard Parking		
	K-210		PS-02.03	← Additional Parking					Standard Parking		
	K-212		PS-05.03	Level 2					Standard Parking		
	K-214		PS-02.03	Additional Parking →					Standard Parking		
	K-216		PS-02.03	↑ Exit					Standard Parking		
	K-222		PS-07	Level 2					Standard Parking		
	K-224		PS-05.03	Level 2					Standard Parking		
	K-226		PS-02.03	Additional Parking →					Standard Parking		
	K-228		PS-02.03	← Additional Parking					Standard Parking		

STAFF GARAGE											
Number	Location	Name	Sign Type 1	Message 1		Sign Type 2	Message 2		Sheet Number 1	Sheet Number 2	Notes
	K-230		PS-05.03	Level 2					Standard Parking		
	K-232		PS-05.03	Level 2					Standard Parking		
	K-234		PS-05.03	Level 2					Standard Parking		
	K-236		PS-02.03	Exit →					Standard Parking		
	K-236		PS-05.03	Level 2					Standard Parking		
	K-238		PS-05.03	Level 2					Standard Parking		
	K-240		PS-05.03	Level 2					Standard Parking		
	K-242		PS-05.03	Level 2					Standard Parking		
	K-244		PS-05.03	Level 2					Standard Parking		
	K-246		PS-05.03	Level 2					Standard Parking		
	K-248		PS-05.03	Level 2					Standard Parking		
	K-250		PS-05.03	Level 2					Standard Parking		
	K-252		PS-05.03	Level 2					Standard Parking		
	K-254		PS-05.03	Level 2					Standard Parking		
	K-256		PS-05.03	Level 2					Standard Parking		
	K-258		PS-02.03	Exit →					Standard Parking		
	K-260		PS-02.03	Additional Parking →					Standard Parking		
	K-262		PS-02.03	← Exit					Standard Parking		
	K-264		PS-05.03	Level 2					Standard Parking		
	K-266		PS-05.03	Level 2					Standard Parking		
	K-268		PS-02.03	↑ Additional Parking					Standard Parking		

STAFF GARAGE											
Number	Location	Name	Sign Type 1	Message 1		Sign Type 2	Message 2		Sheet Number 1	Sheet Number 2	Notes
	K-270		PS-02.03	← Exit					Standard Parking		
	K-272		PS-05.03	Level 2					Standard Parking		
	K-274		PS-02.03	Additional Parking →					Standard Parking		
	K-276		PS-02.03	↑ Exit					Standard Parking		
	K-278		PS-02.03	← Additional Parking					Standard Parking		
	K-279		PS-07	Level 2					Standard Parking		
	K-280		PS-05.03	Level 2					Standard Parking		
	K-282		PS-02.03	Exit →					Standard Parking		
	K-284		PS-02.03	↑ Additional Parking					Standard Parking		
	K-286		PS-05.03	Level 2					Standard Parking		
	K-288		PS-07	Level 2					Standard Parking		
	K-290		EN-12.04	(accessible parking)					Standard Parking		
	K-291		EN-12.04	(accessible parking)					Standard Parking		
	K-292		EN-12.04	(accessible parking)					Standard Parking		
	K-293		EN-12.04	(accessible parking)					Standard Parking		
	K-295		EN-12.04	(accessible parking)					Standard Parking		
	K-296		PS-07	Level 2					Standard Parking		
	K-297		PS-07	Level 2					Standard Parking		
	K-298		PS-07	Level 2					Standard Parking		
LEVEL 3											
	K-300		PS-02.03	↑ Exit					Standard Parking		

STAFF GARAGE											
Number	Location	Name	Sign Type 1	Message 1		Sign Type 2	Message 2		Sheet Number 1	Sheet Number 2	Notes
	K-302		PS-02.03	← Additional Parking					Standard Parking		
	K-304		PS-05.03	Level 3					Standard Parking		
	K-306		PS-02.03	Exit →					Standard Parking		
	K-308		PS-02.03	↑ Additional Parking					Standard Parking		
	K-310		PS-02.03	↑ Additional Parking					Standard Parking		
	K-312		PS-05.03	Level 3					Standard Parking		
	K-314		PS-02.03	Additional Parking →					Standard Parking		
	K-316		PS-02.03	↑ Exit					Standard Parking		
	K-322		PS-07	Level 3					Standard Parking		
	K-324		PS-05.03	Level 3					Standard Parking		
	K-326		PS-02.03	Additional Parking →					Standard Parking		
	K-328		PS-02.03	Exit →					Standard Parking		
	K-329		PS-02.03	← Additional Parking					Standard Parking		
	K-330		PS-05.03	Level 3					Standard Parking		
	K-332		PS-05.03	Level 3					Standard Parking		
	K-334		PS-05.03	Level 3					Standard Parking		
	K-336		PS-05.03	Level 3					Standard Parking		
	K-338		PS-05.03	Level 3					Standard Parking		
	K-340		PS-05.03	Level 3					Standard Parking		
	K-342		PS-05.03	Level 3					Standard Parking		
	K-344		PS-05.03	Level 3					Standard Parking		

STAFF GARAGE											
Number	Location	Name	Sign Type 1	Message 1		Sign Type 2	Message 2		Sheet Number 1	Sheet Number 2	Notes
	K-346		PS-05.03	Level 3					Standard Parking		
	K-348		PS-05.03	Level 3					Standard Parking		
	K-350		PS-05.03	Level 3					Standard Parking		
	K-352		PS-05.03	Level 3					Standard Parking		
	K-354		PS-05.03	Level 3					Standard Parking		
	K-356		PS-05.03	Level 3					Standard Parking		
	K-358		PS-02.03	Exit →					Standard Parking		
	K-360		PS-02.03	Additional Parking →					Standard Parking		
	K-362		PS-02.03	Exit →					Standard Parking		
	K-363		PS-05.03	Level 3					Standard Parking		
	K-364		PS-05.03	Level 3					Standard Parking		
	K-366		PS-02.03	↑ Additional Parking					Standard Parking		
	K-368		PS-02.03	← Exit					Standard Parking		
	K-370		PS-05.03	Level 3					Standard Parking		
	K-372		PS-02.03	Additional Parking →					Standard Parking		
	K-374		PS-02.03	↑ Exit					Standard Parking		
	K-376		PS-02.03	← Additional Parking					Standard Parking		
	K-378		PS-05.03	Level 3					Standard Parking		
	K-380		PS-02.03	Exit →					Standard Parking		
	K-382		PS-07	Level 3					Standard Parking		
	K-384		PS-02.03	↑ Additional Parking					Standard Parking		

STAFF GARAGE											
Number	Location	Name	Sign Type 1	Message 1		Sign Type 2	Message 2		Sheet Number 1	Sheet Number 2	Notes
	K-386		PS-05.03	Level 3					Standard Parking		
	K-387		PS-07	Level 3					Standard Parking		
	K-388		EN-12.04	(accessible parking)					Standard Parking		
	K-390		EN-12.04	(accessible parking)					Standard Parking		
	K-391		EN-12.04	(accessible parking)					Standard Parking		
	K-392		EN-12.04	(accessible parking)					Standard Parking		
	K-395		EN-12.04	(accessible parking)					Standard Parking		
	K-396		PS-07	Level 3					Standard Parking		
	K-397		PS-07	Level 3					Standard Parking		
	K-398		PS-07	Level 3					Standard Parking		
LEVEL 4											
	K-400		PS-02.03	↑ Exit					Standard Parking		
	K-402		PS-02.03	← Additional Parking					Standard Parking		
	K-404		PS-02.03	Exit →					Standard Parking		
	K-406		PS-02.03	↑ Additional Parking					Standard Parking		
	K-408		PS-02.03	← Additional Parking					Standard Parking		
	K-410		PS-02.03	Additional Parking →					Standard Parking		
	K-412		PS-02.03	↑ Exit					Standard Parking		
	K-417		PS-07	Level 4					Standard Parking		
	K-418		PS-07	Level 4					Standard Parking		
	K-420		PS-05.03	Level 4					Standard Parking		

STAFF GARAGE											
Number	Location	Name	Sign Type 1	Message 1		Sign Type 2	Message 2		Sheet Number 1	Sheet Number 2	Notes
	K-422		PS-02.03	Additional Parking →					Standard Parking		
	K-424		PS-02.03	← Additional Parking					Standard Parking		
	K-426		PS-05.03	Level 4					Standard Parking		
	K-428		PS-05.03	Level 4					Standard Parking		
	K-430		PS-05.03	Level 4					Standard Parking		
	K-432		PS-05.03	Level 4					Standard Parking		
	K-434		PS-02.03	Exit →					Standard Parking		
	K-436		PS-05.03	Level 4					Standard Parking		
	K-438		PS-05.03	Level 4					Standard Parking		
	K-440		PS-05.03	Level 4					Standard Parking		
	K-442		PS-05.03	Level 4					Standard Parking		
	K-444		PS-05.03	Level 4					Standard Parking		
	K-446		PS-05.03	Level 4					Standard Parking		
	K-448		PS-05.03	Level 4					Standard Parking		
	K-450		PS-05.03	Level 4					Standard Parking		
	K-452		PS-05.03	Level 4					Standard Parking		
	K-454		PS-05.03	Level 4					Standard Parking		
	K-456		PS-02.03	Exit →					Standard Parking		
	K-458		PS-02.03	Additional Parking →					Standard Parking		
	K-460		PS-02.03	← Exit					Standard Parking		
	K-462		PS-05.03	Level 4					Standard Parking		

STAFF GARAGE											
Number	Location	Name	Sign Type 1	Message 1		Sign Type 2	Message 2		Sheet Number 1	Sheet Number 2	Notes
	K-464		PS-05.03	Level 4					Standard Parking		
	K-466		PS-05.03	Level 4					Standard Parking		
	K-468		EN-12.04	(accessible parking)					Standard Parking		
	K-470		EN-12.04	(accessible parking)					Standard Parking		
	K-472		EN-12.04	(accessible parking)					Standard Parking		
	K-474		EN-12.04	(accessible parking)					Standard Parking		
	K-476		PS-02.03	↑ Additional Parking					Standard Parking		
	K-478		PS-07	Level 4					Standard Parking		
	K-480		PS-02.03	Exit →					Standard Parking		
	K-482		PS-05.03	Level 4					Standard Parking		
	K-484		PS-02.03	← Additional Parking					Standard Parking		
	K-486		PS-02.03	↑ Exit					Standard Parking		
	K-488		PS-02.03	Additional Parking →					Standard Parking		
	K-490		PS-05.03	Level 4					Standard Parking		
	K-492		PS-02.03	← Exit					Standard Parking		
	K-493		PS-02.03	↑ Additional Parking					Standard Parking		
	K-495		PS-07	Level 4					Standard Parking		
	K-496		PS-07	Level 4					Standard Parking		
	K-497		PS-07	Level 4					Standard Parking		
	K-498		EN-12.04	(accessible parking)					Standard Parking		
LEVEL 5											

STAFF GARAGE											
Number	Location	Name	Sign Type 1	Message 1		Sign Type 2	Message 2		Sheet Number 1	Sheet Number 2	Notes
	K-500		PS-02.03	↑ Exit					Standard Parking		
	K-502		PS-02.03	← Additional Parking					Standard Parking		
	K-503		PS-05.03	Level 5					Standard Parking		
	K-504		PS-02.03	Exit →					Standard Parking		
	K-506		PS-02.03	↑ Additional Parking					Standard Parking		
	K-508		PS-02.03	← Additional Parking					Standard Parking		
	K-510		PS-05.03	Level 5					Standard Parking		
	K-512		PS-02.03	Additional Parking →					Standard Parking		
	K-514		PS-02.03	↑ Exit					Standard Parking		
	K-520		PS-07	Level 5					Standard Parking		
	K-522		PS-05.03	Level 5					Standard Parking		
	K-524		PS-02.03	Additional Parking →					Standard Parking		
	K-526		PS-02.03	← Additional Parking					Standard Parking		
	K-528		PS-05.03	Level 5					Standard Parking		
	K-530		PS-05.03	Level 5					Standard Parking		
	K-532		PS-05.03	Level 5					Standard Parking		
	K-534		PS-05.03	Level 5					Standard Parking		
	K-536		PS-02.03	Exit →					Standard Parking		
	K-538		PS-05.03	Level 5					Standard Parking		
	K-540		PS-05.03	Level 5					Standard Parking		
	K-542		PS-05.03	Level 5					Standard Parking		

STAFF GARAGE											
Number	Location	Name	Sign Type 1	Message 1		Sign Type 2	Message 2		Sheet Number 1	Sheet Number 2	Notes
	K-544		PS-05.03	Level 5					Standard Parking		
	K-546		PS-05.03	Level 5					Standard Parking		
	K-548		PS-05.03	Level 5					Standard Parking		
	K-550		PS-05.03	Level 5					Standard Parking		
	K-552		PS-05.03	Level 5					Standard Parking		
	K-554		PS-05.03	Level 5					Standard Parking		
	K-556		PS-05.03	Level 5					Standard Parking		
	K-558		PS-02.03	Exit →					Standard Parking		
	K-560		PS-02.03	Additional Parking →					Standard Parking		
	K-562		PS-02.03	← Exit					Standard Parking		
	K-564		PS-05.03	Level 5					Standard Parking		
	K-566		PS-05.03	Level 5					Standard Parking		
	K-568		PS-02.03	↑ Additional Parking					Standard Parking		
	K-570		PS-02.03	← Exit					Standard Parking		
	K-572		PS-05.03	Level 5					Standard Parking		
	K-574		PS-02.03	Additional Parking →					Standard Parking		
	K-576		PS-02.03	↑ Exit					Standard Parking		
	K-578		PS-02.03	← Additional Parking					Standard Parking		
	K-580		PS-05.03	Level 5					Standard Parking		
	K-582		PS-02.03	Exit →					Standard Parking		
	K-584		PS-07	Level 5					Standard Parking		





STAFF GARAGE											
Number	Location	Name	Sign Type 1	Message 1		Sign Type 2	Message 2		Sheet Number 1	Sheet Number 2	Notes
	K-586		PS-02.03	↑ Additional Parking					Standard Parking		
	K-587		EN-12.04	(accessible parking)					Standard Parking		
	K-588		PS-05.03	Level 5					Standard Parking		
	K-589		PS-07	Level 5					Standard Parking		
	K-590		EN-12.04	(accessible parking)					Standard Parking		
	K-591		EN-12.04	(accessible parking)					Standard Parking		
	K-592		EN-12.04	(accessible parking)					Standard Parking		
	K-593		EN-12.04	(accessible parking)					Standard Parking		
	K-596		PS-07	Level 5					Standard Parking		
	K-597		PS-07	Level 5					Standard Parking		
	K-598		PS-07	Level 5					Standard Parking		
LEVEL 6											
	K-600		PS-02.03	↑ Exit					Standard Parking		
	K-602		PS-02.03	← Additional Parking					Standard Parking		
	K-604		PS-05.03	Level 6					Standard Parking		
	K-606		PS-02.03	Exit →					Standard Parking		
	K-608		PS-02.03	↑ Additional Parking					Standard Parking		
	K-610		PS-02.03	← Additional Parking					Standard Parking		
	K-612		PS-05.03	Level 6					Standard Parking		
	K-614		PS-02.03	Additional Parking →					Standard Parking		
	K-616		PS-02.03	↑ Exit					Standard Parking		








STAFF GARAGE											
Number	Location	Name	Sign Type 1	Message 1		Sign Type 2	Message 2		Sheet Number 1	Sheet Number 2	Notes
	K-622		PS-07	Level 6					Standard Parking		
	K-624		PS-05.03	Level 6					Standard Parking		
	K-626		PS-02.03	Additional Parking →					Standard Parking		
	K-628		PS-02.03	← Additional Parking					Standard Parking		
	K-630		PS-05.03	Level 6					Standard Parking		
	K-632		PS-05.03	Level 6					Standard Parking		
	K-634		PS-05.03	Level 6					Standard Parking		
	K-636		PS-05.03	Level 6					Standard Parking		
	K-638		PS-02.03	← Exit					Standard Parking		
	K-640		PS-05.03	Level 6					Standard Parking		
	K-642		PS-05.03	Level 6					Standard Parking		
	K-644		PS-05.03	Level 6					Standard Parking		
	K-646		PS-05.03	Level 6					Standard Parking		
	K-648		PS-05.03	Level 6					Standard Parking		
	K-650		PS-05.03	Level 6					Standard Parking		
	K-652		PS-05.03	Level 6					Standard Parking		
	K-654		PS-05.03	Level 6					Standard Parking		
	K-656		PS-05.03	Level 6					Standard Parking		
	K-658		PS-05.03	Level 6					Standard Parking		
	K-660		PS-02.03	Exit →					Standard Parking		
	K-662		PS-02.03	Additional Parking →					Standard Parking		




STAFF GARAGE											
Number	Location	Name	Sign Type 1	Message 1		Sign Type 2	Message 2		Sheet Number 1	Sheet Number 2	Notes
	K-664		PS-02.03	← Exit					Standard Parking		
	K-666		PS-05.03	Level 6					Standard Parking		
	K-668		PS-05.03	Level 6					Standard Parking		
	K-670		PS-02.03	↑ Additional Parking					Standard Parking		
	K-672		PS-02.03	← Exit					Standard Parking		
	K-674		PS-05.03	Level 6					Standard Parking		
	K-676		PS-02.03	Additional Parking →					Standard Parking		
	K-678		PS-02.03	↑ Exit					Standard Parking		
	K-680		PS-02.03	← Additional Parking					Standard Parking		
	K-682		PS-05.03	Level 6					Standard Parking		
	K-684		PS-02.03	Exit →					Standard Parking		
	K-685		PS-07	Level 6					Standard Parking		
	K-686		PS-02.03	↑ Additional Parking					Standard Parking		
	K-687		PS-05.03	Level 6					Standard Parking		
	K-688		EN-12.04	(accessible parking)					Standard Parking		
	K-689		EN-12.04	(accessible parking)					Standard Parking		
	K-690		EN-12.04	(accessible parking)					Standard Parking		
	K-691		EN-12.04	(accessible parking)					Standard Parking		
	K-692		PS-07	Level 6					Standard Parking		
	K-695		EN-12.04	(accessible parking)					Standard Parking		
	K-696		PS-07	Level 6					Standard Parking		

STAFF GARAGE											
Number	Location	Name	Sign Type 1	Message 1		Sign Type 2	Message 2		Sheet Number 1	Sheet Number 2	Notes
	K-697		PS-07	Level 6					Standard Parking		
	K-698		PS-07	Level 6					Standard Parking		
LEVEL 7											
	K-700		PS-02.03	← Exit Additional Parking ↑					Standard Parking		
	K-702		PS-05.03	Level 7					Standard Parking		
	K-704		PS-02.03	Exit →					Standard Parking		
	K-706		PS-02.03	↑Additional Parking →					Standard Parking		
	K-708		PS-02.03	← Additional Parking					Standard Parking		
	K-710		PS-05.03	Level 7					Standard Parking		
	K-712		PS-02.03	↑ Exit					Standard Parking		
	K-718		PS-07	Level 7					Standard Parking		
	K-720		PS-05.03	Level 7					Standard Parking		
	K-722		PS-05.03	Level 7					Standard Parking		
	K-724		PS-02.03	Exit →					Standard Parking		
	K-726		PS-05.03	Level 7					Standard Parking		
	K-728		PS-05.03	Level 7					Standard Parking		
	K-730		PS-05.03	Level 7					Standard Parking		
	K-732		PS-05.03	Level 7					Standard Parking		
	K-734		PS-05.03	Level 7					Standard Parking		
	K-736		PS-05.03	Level 7					Standard Parking		
	K-738		PS-05.03	Level 7					Standard Parking		

STAFF GARAGE											
Number	Location	Name	Sign Type 1	Message 1		Sign Type 2	Message 2		Sheet Number 1	Sheet Number 2	Notes
	K-740		PS-05.03	Level 7					Standard Parking		
	K-742		PS-05.03	Level 7					Standard Parking		
	K-744		PS-05.03	Level 7					Standard Parking		
	K-746		PS-05.03	Level 7					Standard Parking		
	K-748		PS-05.03	Level 7					Standard Parking		
	K-750		PS-02.03	← Additional Parking					Standard Parking		
	K-752		PS-02.03	↑ Exit					Standard Parking		
	K-754		PS-02.03	← Additional Parking					Standard Parking		
	K-755		PS-05.03	Level 7					Standard Parking		
	K-756		PS-02.03	Exit →					Standard Parking		
	K-758		PS-07	Level 7					Standard Parking		
	K-760		EN-12.04	(accessible parking)					Standard Parking		
	K-762		PS-05.03	Level 7					Standard Parking		
	K-764		EN-12.04	(accessible parking)					Standard Parking		
	K-766		EN-12.04	(accessible parking)					Standard Parking		
	K-772		PS-07	Level 7					Standard Parking		
	K-774		PS-07	Level 7					Standard Parking		
	K-776		PS-07	Level 7					Standard Parking		
	K-778		EN-12.04	(accessible parking)					Standard Parking		
	K-780		PS-07	Level 7					Standard Parking		
	K-782		EN-12.04	(accessible parking)					Standard Parking		

VISITOR GARAGE											
Number	Location	Name	Sign Type 1	Message 1		Sign Type 2	Message 2		Sheet Number 1	Sheet Number 2	Notes
LEVEL 1	VISITOR GARAGE										
1L105		SECURITY	IN-03.01	1L105					GRA.14		
1L106		ATTENDANT OFFICE	IN-03.01	1L106					GRA.14		
1L107		TEL-DATA	IN-03.01	1L107					GRA.14		
1L108		SECURITY	IN-03.01	1L108					GRA.14		
1L110		TEL-DATA	IN-03.01	1L110					GRA.14		
1-STL-1		STAIR	IN-09.07	 STAIR		IN-01.11	STAIR STL-1 ROOF ACCESS 1 EXIT THIS LEVEL 1 THROUGH 7		GRA.21	GRA.12	
2-STL-1		STAIR	IN-09.07	 STAIR		IN-01.11	STAIR STL-1 ROOF ACCESS 2 ↓ EXIT DOWN TO FLOOR 1 1 THROUGH 7		GRA.21	GRA.12	
3-STL-1		STAIR	IN-09.07	 STAIR		IN-01.11	STAIR STL-1 ROOF ACCESS 3 ↓ EXIT DOWN TO FLOOR 1 1 THROUGH 7		GRA.21	GRA.12	
4-STL-1		STAIR	IN-09.07	 STAIR		IN-01.11	STAIR STL-1 ROOF ACCESS 4 ↓ EXIT DOWN TO FLOOR 1 1 THROUGH 7		GRA.21	GRA.12	

VISITOR GARAGE											
Number	Location	Name	Sign Type 1	Message 1		Sign Type 2	Message 2		Sheet Number 1	Sheet Number 2	Notes
5-STL-1		STAIR	IN-09.07	 STAIR		IN-01.11	STAIR STL-1 ROOF ACCESS 5 ↓ EXIT DOWN TO FLOOR 1 1 THROUGH 7		GRA.21	GRA.12	
6-STL-1		STAIR	IN-09.07	 STAIR		IN-01.11	STAIR STL-1 ROOF ACCESS 6 ↓ EXIT DOWN TO FLOOR 1 1 THROUGH 7		GRA.21	GRA.12	
7-STL-1		STAIR	IN-09.07	 STAIR		IN-01.11	STAIR STL-1 ROOF ACCESS 7 ↓ EXIT DOWN TO FLOOR 1 1 THROUGH 7		GRA.21	GRA.12	
1-STL-2		STAIR	IN-09.07	 STAIR		IN-01.11	STAIR STL-2 ROOF ACCESS 1 EXIT THIS LEVEL 1 THROUGH 7		GRA.21	GRA.12	
2-STL-2		STAIR	IN-09.07	 STAIR		IN-01.11	STAIR STL-2 ROOF ACCESS 2 ↓ EXIT DOWN TO FLOOR 1 1 THROUGH 7		GRA.21	GRA.12	
3-STL-2		STAIR	IN-09.07	 STAIR		IN-01.11	STAIR STL-2 ROOF ACCESS 3 ↓ EXIT DOWN TO FLOOR 1 1 THROUGH 7		GRA.21	GRA.12	
4-STL-2		STAIR	IN-09.07	 STAIR		IN-01.11	STAIR STL-2 ROOF ACCESS 4 ↓ EXIT DOWN TO FLOOR 1 1 THROUGH 7		GRA.21	GRA.12	

VISITOR GARAGE											
Number	Location	Name	Sign Type 1	Message 1		Sign Type 2	Message 2		Sheet Number 1	Sheet Number 2	Notes
5-STL-2		STAIR	IN-09.07	 STAIR		IN-01.11	STAIR STL-2 ROOF ACCESS 5 ↓ EXIT DOWN TO FLOOR 1 1 THROUGH 7		GRA.21	GRA.12	
6-STL-2		STAIR	IN-09.07	 STAIR		IN-01.11	STAIR STL-1 ROOF ACCESS 6 ↓ EXIT DOWN TO FLOOR 1 1 THROUGH 7		GRA.21	GRA.12	
7-STL-2		STAIR	IN-09.07	 STAIR		IN-01.11	STAIR STL-2 ROOF ACCESS 7 ↓ EXIT DOWN TO FLOOR 1 1 THROUGH 7		GRA.21	GRA.12	
	L-100		EN-12.04	(accessible parking)					Standard Parking		
	L-102		EN-12.04	(accessible parking)					Standard Parking		
	L-104		EN-12.04	(accessible parking)					Standard Parking		
	L-106		EN-12.04	(accessible parking)					Standard Parking		
	L-108		EN-12.04	(accessible parking)					Standard Parking		
	L-110		EN-12.04	(accessible parking)					Standard Parking		
	L-112		EN-12.04	(accessible parking)					Standard Parking		
	L-114		EN-12.04	(accessible parking)					Standard Parking		
	L-116		EN-12.04	(accessible parking)					Standard Parking		
	L-118		EN-12.04	(accessible parking)					Standard Parking		
	L-120		EN-12.04	(accessible parking)					Standard Parking		
	L-122		EN-12.04	(accessible parking)					Standard Parking		

VISITOR GARAGE											
Number	Location	Name	Sign Type 1	Message 1		Sign Type 2	Message 2		Sheet Number 1	Sheet Number 2	Notes
	L-124		EN-12.04	(accessible parking)					Standard Parking		
	L-126		EN-12.04	(accessible parking)					Standard Parking		
	L-128		EN-12.04	(accessible parking)					Standard Parking		
	L-130		EN-12.04	(accessible parking)					Standard Parking		
	L-132		IN-01.10	(stair identification)					GRA.11		
	L-134		IN-01.10	(stair identification)					GRA.11		
	L-136		IN-02.06	(policy sign)					Standard Policy		
	L-138		IN-02.06	(policy sign)					Standard Policy		
	L-140		IN-02.06	(policy sign)					Standard Policy		
	L-142		PS-02.03	Enter					Standard Parking		
	L-144		PS-02.03	Enter					Standard Parking		
	L-146		PS-02.03	Enter					Standard Parking		
	L-148		PS-02.03	⬤ Do Not Enter ⬤					Standard Parking		
	L-150		PS-02.03	Exit Only					Standard Parking		
	L-152		PS-02.03	⬅️ ♿ Accessible Parking					Standard Parking		
	L-154		PS-02.03	⬤ Do Not Enter ⬤					Standard Parking		
	L-156		PS-02.03	⬆️ Exit (no right turn symbol)					Standard Parking		
	L-158		PS-02.03	⬅️ Additional Parking Exit ➡️					Standard Parking		
	L-160		PS-05.03	Level 1					Standard Parking		
	L-162		PS-05.03	Level 1					Standard Parking		
	L-164		PS-05.03	Level 1					Standard Parking		
	L-166		PS-05.03	Level 1					Standard Parking		
	L-168		PS-05.03	Level 1					Standard Parking		
	L-170		PS-05.03	Level 1					Standard Parking		

VISITOR GARAGE											
Number	Location	Name	Sign Type 1	Message 1		Sign Type 2	Message 2		Sheet Number 1	Sheet Number 2	Notes
	L-172		PS-05.03	Level 1					Standard Parking		
	L-174		PS-05.03	Level 1					Standard Parking		
	L-176		PS-05.03	Level 1					Standard Parking		
	L-178		PS-07	Level 1					Standard Parking		
	L-180		PS-07	Level 1					Standard Parking		
	L-182		PS-07	Level 1					Standard Parking		
	L-184		PS-07	Level 1					Standard Parking		
	L-186		PS-07	Level 1					Standard Parking		
	L-188		PS-07	Level 1					Standard Parking		
	L-190		PS-08	Parking					Standard Parking		
	L-192		PS-08	Entrance					Standard Parking		
	L-194		PS-08	Exit					Standard Parking		
	L-195		PS-09	(clearance bang bar)					Standard Parking		
	L-196		PS-09	(clearance bang bar)					Standard Parking		
	L-197		PS-10	(occupancy sign)					Standard Parking		
	L-198		PS-10	(occupancy sign)					Standard Parking		
LEVEL 2											
	L-202		EN-12.04	(accessible parking)					Standard Parking		
	L-204		EN-12.04	(accessible parking)					Standard Parking		
	L-206		EN-12.04	(accessible parking)					Standard Parking		
	L-208		EN-12.04	(accessible parking)					Standard Parking		

RFI-05134: Clearance Bar Clarification

RFI-05134: Clearance Bar Clarification

RFI-05134: Sign to have "Open" and "Close" Messages

RFI-05134: Sign to have "Open" and "Close" Messages

VISITOR GARAGE											
Number	Location	Name	Sign Type 1	Message 1		Sign Type 2	Message 2		Sheet Number 1	Sheet Number 2	Notes
	L-210		EN-12.04	(accessible parking)					Standard Parking		
	L-212		EN-12.04	(accessible parking)					Standard Parking		
	L-214		EN-12.04	(accessible parking)					Standard Parking		
	L-216		EN-12.04	(accessible parking)					Standard Parking		
	L-218		EN-12.04	(accessible parking)					Standard Parking		
	L-220		EN-12.04	(accessible parking)					Standard Parking		
	L-222		EN-12.04	(accessible parking)					Standard Parking		
	L-224		EN-12.04	(accessible parking)					Standard Parking		
	L-226		EN-12.04	(accessible parking)					Standard Parking		
	L-228		EN-12.04	(accessible parking)					Standard Parking		
	L-230		EN-12.04	(accessible parking)					Standard Parking		
	L-233		EN-12.04	(accessible parking)					Standard Parking		
	L-234		PS-02.03	Exit →					Standard Parking		
	L-236		PS-02.03	← Additional Parking ↑					Standard Parking		
	L-238		PS-02.03	↑ Exit					Standard Parking		
	L-240		PS-02.03	← Additional Parking					Standard Parking		
	L-243		PS-02.03	Exit →					Standard Parking		
	L-244		PS-02.03	↑ Additional Parking					Standard Parking		
	L-246		PS-02.03	← Additional Parking Exit →					Standard Parking		
	L-248		PS-02.03	Exit →					Standard Parking		
	L-250		PS-02.03	↑ Additional Parking					Standard Parking		

VISITOR GARAGE											
Number	Location	Name	Sign Type 1	Message 1		Sign Type 2	Message 2		Sheet Number 1	Sheet Number 2	Notes
	L-252		PS-02.03	← Additional Parking					Standard Parking		
	L-254		PS-02.03	Exit →					Standard Parking		
	L-256		PS-02.03	← Additional Parking Exit →					Standard Parking		
	L-258		PS-02.03	↑ Exit					Standard Parking		
	L-260		PS-02.03	← Additional Parking					Standard Parking		
	L-262		PS-05.03	Level 2					Standard Parking		
	L-264		PS-05.03	Level 2					Standard Parking		
	L-266		PS-05.03	Level 2					Standard Parking		
	L-268		PS-05.03	Level 2					Standard Parking		
	L-270		PS-05.03	Level 2					Standard Parking		
	L-272		PS-05.03	Level 2					Standard Parking		
	L-274		PS-05.03	Level 2					Standard Parking		
	L-276		PS-05.03	Level 2					Standard Parking		
	L-278		PS-05.03	Level 2					Standard Parking		
	L-280		PS-05.03	Level 2					Standard Parking		
	L-281		PS-05.03	Level 2					Standard Parking		
	L-282		PS-05.03	Level 2					Standard Parking		
	L-283		PS-05.03	Level 2					Standard Parking		
	L-284		PS-05.03	Level 2					Standard Parking		
	L-285		PS-05.03	Level 2					Standard Parking		
	L-286		PS-05.03	Level 2					Standard Parking		

VISITOR GARAGE											
Number	Location	Name	Sign Type 1	Message 1		Sign Type 2	Message 2		Sheet Number 1	Sheet Number 2	Notes
	L-287		PS-05.03	Level 2					Standard Parking		
	L-288		PS-05.03	Level 2					Standard Parking		
	L-289		PS-05.03	Level 2					Standard Parking		
	L-290		PS-05.03	Level 2					Standard Parking		
	L-291		PS-05.03	Level 2					Standard Parking		
	L-292		PS-07	Level 2					Standard Parking		
	L-293		PS-07	Level 2					Standard Parking		
	L-294		PS-07	Level 2					Standard Parking		
	L-295		PS-07	Level 2					Standard Parking		
	L-296		PS-07	Level 2					Standard Parking		
	L-297		PS-07	Level 2					Standard Parking		
	L-298		PS-07	Level 2					Standard Parking		
LEVEL 3											
	L-302		EN-12.04	(accessible parking)					Standard Parking		
	L-304		EN-12.04	(accessible parking)					Standard Parking		
	L-306		EN-12.04	(accessible parking)					Standard Parking		
	L-308		EN-12.04	(accessible parking)					Standard Parking		
	L-310		EN-12.04	(accessible parking)					Standard Parking		
	L-312		EN-12.04	(accessible parking)					Standard Parking		
	L-314		EN-12.04	(accessible parking)					Standard Parking		
	L-316		EN-12.04	(accessible parking)					Standard Parking		

VISITOR GARAGE											
Number	Location	Name	Sign Type 1	Message 1		Sign Type 2	Message 2		Sheet Number 1	Sheet Number 2	Notes
	L-318		EN-12.04	(accessible parking)					Standard Parking		
	L-320		EN-12.04	(accessible parking)					Standard Parking		
	L-322		EN-12.04	(accessible parking)					Standard Parking		
	L-324		EN-12.04	(accessible parking)					Standard Parking		
	L-326		EN-12.04	(accessible parking)					Standard Parking		
	L-328		EN-12.04	(accessible parking)					Standard Parking		
	L-330		EN-12.04	(accessible parking)					Standard Parking		
	L-332		PS-02.03	← Additional Parking					Standard Parking		
	L-334		PS-02.03	↑ Exit					Standard Parking		
	L-336		PS-02.03	← Additional Parking ↑					Standard Parking		
	L-338		PS-02.03	Exit →					Standard Parking		
	L-340		PS-02.03	← Additional Parking Exit →					Standard Parking		
	L-342		PS-02.03	← Additional Parking					Standard Parking		
	L-344		PS-02.03	↑ Exit					Standard Parking		
	L-346		PS-02.03	↑ Additional Parking					Standard Parking		
	L-348		PS-02.03	Exit →					Standard Parking		
	L-350		PS-02.03	← Additional Parking Exit →					Standard Parking		
	L-352		PS-02.03	← Additional Parking					Standard Parking		
	L-354		PS-02.03	Exit →					Standard Parking		
	L-356		PS-02.03	↑ Additional Parking					Standard Parking		
	L-358		PS-02.03	Exit →					Standard Parking		

VISITOR GARAGE											
Number	Location	Name	Sign Type 1	Message 1		Sign Type 2	Message 2		Sheet Number 1	Sheet Number 2	Notes
	L-360		PS-05.03	Level 3					Standard Parking		
	L-362		PS-05.03	Level 3					Standard Parking		
	L-364		PS-05.03	Level 3					Standard Parking		
	L-366		PS-05.03	Level 3					Standard Parking		
	L-368		PS-05.03	Level 3					Standard Parking		
	L-370		PS-05.03	Level 3					Standard Parking		
	L-372		PS-05.03	Level 3					Standard Parking		
	L-374		PS-05.03	Level 3					Standard Parking		
	L-376		PS-05.03	Level 3					Standard Parking		
	L-378		PS-05.03	Level 3					Standard Parking		
	L-380		PS-05.03	Level 3					Standard Parking		
	L-381		PS-05.03	Level 3					Standard Parking		
	L-382		PS-05.03	Level 3					Standard Parking		
	L-383		PS-05.03	Level 3					Standard Parking		
	L-384		PS-05.03	Level 3					Standard Parking		
	L-385		PS-05.03	Level 3					Standard Parking		
	L-386		PS-05.03	Level 3					Standard Parking		
	L-387		PS-05.03	Level 3					Standard Parking		
	L-388		PS-05.03	Level 3					Standard Parking		
	L-389		PS-05.03	Level 3					Standard Parking		
	L-390		PS-05.03	Level 3					Standard Parking		

VISITOR GARAGE											
Number	Location	Name	Sign Type 1	Message 1		Sign Type 2	Message 2		Sheet Number 1	Sheet Number 2	Notes
	L-391		PS-07	Level 3					Standard Parking		
	L-392		PS-07	Level 3					Standard Parking		
	L-393		PS-07	Level 3					Standard Parking		
	L-394		PS-07	Level 3					Standard Parking		
	L-395		PS-07	Level 3					Standard Parking		
	L-396		PS-07	Level 3					Standard Parking		
	L-397		PS-07	Level 3					Standard Parking		
LEVEL 4											
	L-402		EN-12.04	(accessible parking)					Standard Parking		
	L-404		EN-12.04	(accessible parking)					Standard Parking		
	L-406		EN-12.04	(accessible parking)					Standard Parking		
	L-408		EN-12.04	(accessible parking)					Standard Parking		
	L-410		EN-12.04	(accessible parking)					Standard Parking		
	L-412		EN-12.04	(accessible parking)					Standard Parking		
	L-414		EN-12.04	(accessible parking)					Standard Parking		
	L-416		EN-12.04	(accessible parking)					Standard Parking		
	L-418		EN-12.04	(accessible parking)					Standard Parking		
	L-420		EN-12.04	(accessible parking)					Standard Parking		
	L-422		EN-12.04	(accessible parking)					Standard Parking		
	L-424		EN-12.04	(accessible parking)					Standard Parking		
	L-426		EN-12.04	(accessible parking)					Standard Parking		

VISITOR GARAGE											
Number	Location	Name	Sign Type 1	Message 1		Sign Type 2	Message 2		Sheet Number 1	Sheet Number 2	Notes
	L-428		EN-12.04	(accessible parking)					Standard Parking		
	L-430		EN-12.04	(accessible parking)					Standard Parking		
	L-432		PS-02.03	← Additional Parking Exit →					Standard Parking		
	L-434		PS-02.03	← Additional Parking					Standard Parking		
	L-436		PS-02.03	↑ Exit					Standard Parking		
	L-438		PS-02.03	↑ Additional Parking					Standard Parking		
	L-440		PS-02.03	Exit →					Standard Parking		
	L-442		PS-02.03	← Additional Parking Exit →					Standard Parking		
	L-444		PS-02.03	← Additional Parking					Standard Parking		
	L-446		PS-02.03	Exit →					Standard Parking		
	L-448		PS-02.03	↑ Additional Parking					Standard Parking		
	L-450		PS-02.03	Exit →					Standard Parking		
	L-452		PS-02.03	↑ Exit					Standard Parking		
	L-454		PS-02.03	← Additional Parking					Standard Parking		
	L-456		PS-02.03	← Additional Parking ↑					Standard Parking		
	L-458		PS-02.03	Exit →					Standard Parking		
	L-460		PS-05.03	Level 4					Standard Parking		
	L-462		PS-05.03	Level 4					Standard Parking		
	L-464		PS-05.03	Level 4					Standard Parking		
	L-466		PS-05.03	Level 4					Standard Parking		
	L-468		PS-05.03	Level 4					Standard Parking		

VISITOR GARAGE											
Number	Location	Name	Sign Type 1	Message 1		Sign Type 2	Message 2		Sheet Number 1	Sheet Number 2	Notes
	L-470		PS-05.03	Level 4					Standard Parking		
	L-472		PS-05.03	Level 4					Standard Parking		
	L-474		PS-05.03	Level 4					Standard Parking		
	L-476		PS-05.03	Level 4					Standard Parking		
	L-478		PS-05.03	Level 4					Standard Parking		
	L-480		PS-05.03	Level 4					Standard Parking		
	L-481		PS-05.03	Level 4					Standard Parking		
	L-482		PS-05.03	Level 4					Standard Parking		
	L-483		PS-05.03	Level 4					Standard Parking		
	L-484		PS-05.03	Level 4					Standard Parking		
	L-485		PS-05.03	Level 4					Standard Parking		
	L-486		PS-05.03	Level 4					Standard Parking		
	L-487		PS-05.03	Level 4					Standard Parking		
	L-488		PS-05.03	Level 4					Standard Parking		
	L-489		PS-05.03	Level 4					Standard Parking		
	L-490		PS-05.03	Level 4					Standard Parking		
	L-491		PS-05.03	Level 4					Standard Parking		
	L-492		PS-07	Level 4					Standard Parking		
	L-493		PS-07	Level 4					Standard Parking		
	L-494		PS-07	Level 4					Standard Parking		
	L-495		PS-07	Level 4					Standard Parking		

VISITOR GARAGE											
Number	Location	Name	Sign Type 1	Message 1		Sign Type 2	Message 2		Sheet Number 1	Sheet Number 2	Notes
	L-496		PS-07	Level 4					Standard Parking		
	L-497		PS-07	Level 4					Standard Parking		
	L-498		PS-07	Level 4					Standard Parking		
LEVEL 5											
	L-502		EN-12.04	(accessible parking)					Standard Parking		
	L-504		EN-12.04	(accessible parking)					Standard Parking		
	L-506		EN-12.04	(accessible parking)					Standard Parking		
	L-508		EN-12.04	(accessible parking)					Standard Parking		
	L-510		EN-12.04	(accessible parking)					Standard Parking		
	L-512		EN-12.04	(accessible parking)					Standard Parking		
	L-514		EN-12.04	(accessible parking)					Standard Parking		
	L-516		EN-12.04	(accessible parking)					Standard Parking		
	L-518		EN-12.04	(accessible parking)					Standard Parking		
	L-520		EN-12.04	(accessible parking)					Standard Parking		
	L-522		EN-12.04	(accessible parking)					Standard Parking		
	L-524		EN-12.04	(accessible parking)					Standard Parking		
	L-526		EN-12.04	(accessible parking)					Standard Parking		
	L-528		EN-12.04	(accessible parking)					Standard Parking		
	L-530		EN-12.04	(accessible parking)					Standard Parking		
	L-532		PS-02.03	← Additional Parking Exit →					Standard Parking		
	L-534		PS-02.03	← Additional Parking					Standard Parking		

VISITOR GARAGE											
Number	Location	Name	Sign Type 1	Message 1		Sign Type 2	Message 2		Sheet Number 1	Sheet Number 2	Notes
	L-536		PS-02.03	↑ Exit					Standard Parking		
	L-538		PS-02.03	↑ Additional Parking					Standard Parking		
	L-540		PS-02.03	Exit →					Standard Parking		
	L-542		PS-02.03	← Additional Parking Exit →					Standard Parking		
	L-544		PS-02.03	← Additional Parking					Standard Parking		
	L-546		PS-02.03	Exit →					Standard Parking		
	L-548		PS-02.03	↑ Additional Parking					Standard Parking		
	L-550		PS-02.03	Exit →					Standard Parking		
	L-552		PS-02.03	← Additional Parking					Standard Parking		
	L-554		PS-02.03	↑ Exit					Standard Parking		
	L-556		PS-02.03	← Additional Parking ↑					Standard Parking		
	L-558		PS-02.03	Exit →					Standard Parking		
	L-560		PS-05.03	Level 5					Standard Parking		
	L-562		PS-05.03	Level 5					Standard Parking		
	L-564		PS-05.03	Level 5					Standard Parking		
	L-566		PS-05.03	Level 5					Standard Parking		
	L-568		PS-05.03	Level 5					Standard Parking		
	L-570		PS-05.03	Level 5					Standard Parking		
	L-572		PS-05.03	Level 5					Standard Parking		
	L-574		PS-05.03	Level 5					Standard Parking		
	L-576		PS-05.03	Level 5					Standard Parking		

VISITOR GARAGE											
Number	Location	Name	Sign Type 1	Message 1		Sign Type 2	Message 2		Sheet Number 1	Sheet Number 2	Notes
	L-578		PS-05.03	Level 5					Standard Parking		
	L-580		PS-05.03	Level 5					Standard Parking		
	L-581		PS-05.03	Level 5					Standard Parking		
	L-582		PS-05.03	Level 5					Standard Parking		
	L-583		PS-05.03	Level 5					Standard Parking		
	L-584		PS-05.03	Level 5					Standard Parking		
	L-585		PS-05.03	Level 5					Standard Parking		
	L-586		PS-05.03	Level 5					Standard Parking		
	L-587		PS-05.03	Level 5					Standard Parking		
	L-588		PS-05.03	Level 5					Standard Parking		
	L-589		PS-05.03	Level 5					Standard Parking		
	L-590		PS-05.03	Level 5					Standard Parking		
	L-591		PS-05.03	Level 5					Standard Parking		
	L-592		PS-07	Level 5					Standard Parking		
	L-593		PS-07	Level 5					Standard Parking		
	L-594		PS-07	Level 5					Standard Parking		
	L-595		PS-07	Level 5					Standard Parking		
	L-596		PS-07	Level 5					Standard Parking		
	L-597		PS-07	Level 5					Standard Parking		
	L-598		PS-07	Level 5					Standard Parking		
LEVEL 6											




VISITOR GARAGE											
Number	Location	Name	Sign Type 1	Message 1		Sign Type 2	Message 2		Sheet Number 1	Sheet Number 2	Notes
	L-602		EN-12.04	(accessible parking)					Standard Parking		
	L-604		EN-12.04	(accessible parking)					Standard Parking		
	L-606		EN-12.04	(accessible parking)					Standard Parking		
	L-608		EN-12.04	(accessible parking)					Standard Parking		
	L-610		EN-12.04	(accessible parking)					Standard Parking		
	L-612		EN-12.04	(accessible parking)					Standard Parking		
	L-614		EN-12.04	(accessible parking)					Standard Parking		
	L-616		EN-12.04	(accessible parking)					Standard Parking		
	L-618		EN-12.04	(accessible parking)					Standard Parking		
	L-620		EN-12.04	(accessible parking)					Standard Parking		
	L-622		EN-12.04	(accessible parking)					Standard Parking		
	L-624		EN-12.04	(accessible parking)					Standard Parking		
	L-628		EN-12.04	(accessible parking)					Standard Parking		
	L-630		EN-12.04	(accessible parking)					Standard Parking		
	L-632		PS-02.03	← Additional Parking					Standard Parking		
	L-634		PS-02.03	Exit →					Standard Parking		
	L-636		EN-12.04	↑ Additional Parking					Standard Parking		
	L-638		PS-02.03	Exit →					Standard Parking		
	L-640		PS-02.03	← Additional Parking Exit →					Standard Parking		
	L-642		PS-02.03	Exit →					Standard Parking		
	L-644		PS-02.03	↑ Additional Parking					Standard Parking		

VISITOR GARAGE											
Number	Location	Name	Sign Type 1	Message 1		Sign Type 2	Message 2		Sheet Number 1	Sheet Number 2	Notes
	L-646		PS-02.03	← Additional Parking					Standard Parking		
	L-648		PS-02.03	↑ Exit					Standard Parking		
	L-650		PS-02.03	← Additional Parking Exit →					Standard Parking		
	L-652		PS-02.03	← Additional Parking ↑					Standard Parking		
	L-654		PS-02.03	Exit →					Standard Parking		
	L-656		PS-02.03	↑ Exit					Standard Parking		
	L-658		PS-02.03	← Additional Parking					Standard Parking		
	L-660		PS-05.03	Level 6					Standard Parking		
	L-662		PS-05.03	Level 6					Standard Parking		
	L-664		PS-05.03	Level 6					Standard Parking		
	L-666		PS-05.03	Level 6					Standard Parking		
	L-668		PS-05.03	Level 6					Standard Parking		
	L-670		PS-05.03	Level 6					Standard Parking		
	L-672		PS-05.03	Level 6					Standard Parking		
	L-674		PS-05.03	Level 6					Standard Parking		
	L-676		PS-05.03	Level 6					Standard Parking		
	L-678		PS-05.03	Level 6					Standard Parking		
	L-680		PS-05.03	Level 6					Standard Parking		
	L-681		PS-05.03	Level 6					Standard Parking		
	L-682		PS-05.03	Level 6					Standard Parking		
	L-683		PS-05.03	Level 6					Standard Parking		





VISITOR GARAGE											
Number	Location	Name	Sign Type 1	Message 1		Sign Type 2	Message 2		Sheet Number 1	Sheet Number 2	Notes
	L-684		PS-05.03	Level 6					Standard Parking		
	L-685		PS-05.03	Level 6					Standard Parking		
	L-686		PS-05.03	Level 6					Standard Parking		
	L-687		PS-05.03	Level 6					Standard Parking		
	L-688		PS-05.03	Level 6					Standard Parking		
	L-689		PS-05.03	Level 6					Standard Parking		
	L-690		PS-05.03	Level 6					Standard Parking		
	L-691		PS-05.03	Level 6					Standard Parking		
	L-692		PS-07	Level 6					Standard Parking		
	L-693		PS-07	Level 6					Standard Parking		
	L-694		PS-07	Level 6					Standard Parking		
	L-695		PS-07	Level 6					Standard Parking		
	L-696		PS-07	Level 6					Standard Parking		
	L-697		PS-07	Level 6					Standard Parking		
	L-698		PS-07	Level 6					Standard Parking		
LEVEL 7											
	L-702		EN-12.04	(accessible parking)					Standard Parking		
	L-704		EN-12.04	(accessible parking)					Standard Parking		
	L-706		EN-12.04	(accessible parking)					Standard Parking		
	L-708		EN-12.04	(accessible parking)					Standard Parking		
	L-710		EN-12.04	(accessible parking)					Standard Parking		

VISITOR GARAGE											
Number	Location	Name	Sign Type 1	Message 1		Sign Type 2	Message 2		Sheet Number 1	Sheet Number 2	Notes
	L-712		EN-12.04	(accessible parking)					Standard Parking		
	L-714		PS-02.03	↑ Exit					Standard Parking		
	L-716		PS-02.03	← Additional Parking					Standard Parking		
	L-718		PS-05.03	Level 7					Standard Parking		
	L-720		PS-05.03	Level 7					Standard Parking		
	L-722		PS-05.03	Level 7					Standard Parking		
	L-724		PS-05.03	Level 7					Standard Parking		
	L-726		PS-05.03	Level 7					Standard Parking		
	L-728		PS-05.03	Level 7					Standard Parking		
	L-730		PS-05.03	Level 7					Standard Parking		
	L-732		PS-05.03	Level 7					Standard Parking		
	L-734		PS-05.03	Level 7					Standard Parking		
	L-736		PS-05.03	Level 7					Standard Parking		
	L-738		PS-05.03	Level 7					Standard Parking		
	L-74		PS-07	Level 7					Standard Parking		
	L-740		PS-05.03	Level 7					Standard Parking		
	L-742		PS-05.03	Level 7					Standard Parking		
	L-744		PS-05.03	Level 7					Standard Parking		
	L-746		PS-07	Level 7					Standard Parking		
	L-748		PS-07	Level 7					Standard Parking		
	L-750		PS-07	Level 7					Standard Parking		

VISITOR GARAGE											
Number	Location	Name	Sign Type 1	Message 1		Sign Type 2	Message 2		Sheet Number 1	Sheet Number 2	Notes
	L-752		PS-07	Level 7					Standard Parking		
	L-756		PS-07	Level 7					Standard Parking		
	L-758		PS-07	Level 7					Standard Parking		

TLR											
Number	Location	Name	Sign Type 1	Message 1		Sign Type 2	Message 2		Sheet Number 1	Sheet Number 2	Notes
LEVEL 1	TRANSITIONAL LIVING										
1M000	1	CORR	IN-03.01	1M000					GRA.14		
1M000	1	CORR	IN-04.02	(room name)					GRA.16		
1M000	2	CORR	IN-03.01	1M000					GRA.14		
1M000	2	CORR	IN-04.02	(room name)					GRA.16		
1M000	3	CORR	IN-03.01	1M000					GRA.14		
1M000	3	CORR	IN-04.02	(room name)					GRA.16		
1M000	6	CORR	IN-09.02	 WOMEN					GRA.20		
1M000	7	CORR	IN-09.01	 MEN					GRA.20		
1M001	2	VESTIBLE	IN-02.03	(no weapons)					GRA.13	#N/A	
1M001		VESTIBLE	IN-02.01	(consent to inspection)		IN-02.02	(no smoking)		GRA.13	GRA.13	
1M004	2	ADMIN WKRM	IN-14.03	(wall directional sign)					GRA.24		
1M004		RECEPT	IN-19.01	Transitional Living & Rehab					GRA.28		
1M005A		ADMIN WKRM	IN-03.01	1M005A		IN-04.02	Work Room		GRA.14	GRA.16	
1M005B		CHECK OUT	IN-03.01	1M005B		IN-04.02	Check Out		GRA.14	GRA.16	
1M005C		STOR	IN-03.01	1M005C		IN-04.02	Storage		GRA.14	GRA.16	
1M005D		CHECK OUT	IN-03.01	1M005D		IN-04.02	Check Out		GRA.14	GRA.16	
1M006		PROS REP	IN-03.01	1M006					GRA.14		
1M007	1	CORR	IN-14.03	(wall directional sign)					GRA.24		
1M007	2	CORR	IN-13	 Restroom					GRA.23		
1M011	2	CORR	IN-13	 Family Restroom					GRA.23		

TLR											
Number	Location	Name	Sign Type 1	Message 1		Sign Type 2	Message 2		Sheet Number 1	Sheet Number 2	Notes
1M011		FAMILY T	IN-09.03	 RESTROOM		IN-04.02	Family Restroom		GRA.20	GRA.16	
1M020	2	ADMIN WKRM	IN-13	 Elevator					GRA.23		
1M020	3	MP-01	IN-13	 Elevator					GRA.23		
1M020	5	ADMIN WKRM	IN-17.05	(floor directory)					GRA.27		
1M020	4	ADMIN WKRM	IN-13	 Elevator					GRA.23		
1M020		PUB ELEV LOBBY	IN-01.01.03	(small emergency exit plan)		IN-01.04	(elevator call button)		GRA.09	GRA.10	
1M022	2	ADMIN WKRM	IN-13	 Stair					GRA.23		
1M022		STAIR M1	IN-09.07	 STAIR		IN-01.11	STAIR M1 NO ROOF ACCESS 1 EXIT THIS LEVEL 1 THROUGH 3		GRA.21	GRA.12	
1M023	2	ADMIN WKRM	IN-19.01						GRA.28		
1M023		SANCTUARY	IN-03.01	1M023		IN-04.02	Sanctuary		GRA.14	GRA.16	
1M024	2	ADMIN WKRM	IN-19.01						GRA.28		
1M024		SALON	IN-03.01	1M024		IN-04.02	Salon		GRA.14	GRA.16	
1M025		COFFEE SHOP	IN-19.01	Coffee Shop					GRA.28		
1M025A		T	IN-09.03	 RESTROOM					GRA.20		
1M026	1	CORR	IN-14.03	(wall directional sign)					GRA.24		
1M026	2	CORR	IN-13	 Restroom					GRA.23		
1M026	3		IN-14.03	(wall directional sign)					GRA.24		
1M028		PMRS SCI EXAM	IN-03.01	1M028		IN-04.02	Exam Room		GRA.14	GRA.16	
1M029		PMRS SCI EXAM	IN-03.01	1M029		IN-04.02	Exam Room		GRA.14	GRA.16	
1M030		PMRS SCI EXAM	IN-03.01	1M030		IN-04.02	Exam Room		GRA.14	GRA.16	


TLR											
Number	Location	Name	Sign Type 1	Message 1		Sign Type 2	Message 2		Sheet Number 1	Sheet Number 2	Notes
1M031		PMRS SCI EXAM	IN-03.01	1M031		IN-04.02	Exam Room		GRA.14	GRA.16	
1M032A		DR	IN-03.01-C	1M032A					GRA.15		
1M032B		DR	IN-03.01-C	1M032B					GRA.15		
1M033		NS	IN-03.01	1M033					GRA.14		
1M034	2		IN-13	 Restroom					GRA.23		
1M034	3		IN-13	 Restroom					GRA.23		
1M034		T	IN-09.03	   RESTROOM					GRA.20		
1M035		PMRS EXAM	IN-03.01	1M035		IN-04.02	Exam Room		GRA.14	GRA.16	
1M036		PMRS EXAM	IN-03.01	1M036		IN-04.02	Exam Room		GRA.14	GRA.16	
1M037		PMRS EXAM	IN-03.01	1M037		IN-04.02	Exam Room		GRA.14	GRA.16	
1M038		PMRS EXAM	IN-03.01	1M038		IN-04.02	Exam Room		GRA.14	GRA.16	
1M039		PMRS EXAM	IN-03.01	1M039		IN-04.02	Exam Room		GRA.14	GRA.16	
1M040		PMRS EXAM	IN-03.01	1M040		IN-04.02	Exam Room		GRA.14	GRA.16	
1M042		CONSULT	IN-03.01	1M042		IN-04.02	Consultation		GRA.14	GRA.16	
1M043		PROS EXAM	IN-03.01	1M043		IN-04.02	Exam Room		GRA.14	GRA.16	
1M044		DRESS	IN-03.01	1M044		IN-04.02	Changing Room		GRA.14	GRA.16	
1M045		PROS EXAM	IN-03.01	1M045		IN-04.02	Exam Room		GRA.14	GRA.16	
1M046		ELECTRO	IN-03.01	1M046		IN-04.02	Electro		GRA.14	GRA.16	
1M047		PROS EXAM	IN-03.01	1M047		IN-04.02	Exam Room		GRA.14	GRA.16	
1M048		MEDS	IN-03.01	1M048		IN-04.02	Meds		GRA.14	GRA.16	
1M049		PROS EXAM	IN-03.01	1M049		IN-04.02	Exam Room		GRA.14	GRA.16	

TLR											
Number	Location	Name	Sign Type 1	Message 1		Sign Type 2	Message 2		Sheet Number 1	Sheet Number 2	Notes
1M050		ST	IN-09.03	 RESTROOM					GRA.20		
1M052		SEWING RM	IN-03.01	1M052		IN-04.02	Sewing Room		GRA.14	GRA.16	
1M053		SHOE	IN-03.01	1M053		IN-04.02	Shoe Room		GRA.14	GRA.16	
1M054		RESTR LAB	IN-03.01	1M054		IN-04.02	Lab		GRA.14	GRA.16	
1M055		MOLD ROOM	IN-03.01	1M055		IN-04.02	Mold Room		GRA.14	GRA.16	
1M056		LAB	IN-03.01	1M056					GRA.14		
1M057		P/O PARTS	IN-03.01	1M057		IN-04.02	P/O Parts		GRA.14	GRA.16	
1M058		LAB	IN-03.01	1M058					GRA.14		
1M060		LAB	IN-03.01	1M060					GRA.14		
1M061		EQUIP STOR	IN-03.01	1M061		IN-04.02	Equipment Storage		GRA.14	GRA.16	
1M062		DUST ROOM	IN-03.01	1M062		IN-04.02	Dust Room		GRA.14	GRA.16	
1M063	2		IN-03.01	1M063					GRA.14		
1M063	2		IN-04.02	WC Holding					GRA.16		
1M063		WC HOLDING	IN-03.01	1M063		IN-04.02	WC Holding		GRA.14	GRA.16	
1M064		MAINT	IN-03.01	1M064					GRA.14		
1M065	2		IN-03.01	1M065					GRA.14		
1M065	2		IN-04.02	WC Active					GRA.16		
1M065		WC ACTIVE	IN-03.01	1M065		IN-04.02	WC Active		GRA.14	GRA.16	
1M066		FUME ROOM	IN-03.01	1M066		IN-04.02	Fume Room		GRA.14	GRA.16	
1M068		WC REPAIR	IN-03.01	1M068		IN-04.02	WC Repair		GRA.14	GRA.16	
1M069		WC PARTS	IN-03.01	1M069		IN-04.02	WC Parts		GRA.14	GRA.16	







TLR											
Number	Location	Name	Sign Type 1	Message 1		Sign Type 2	Message 2		Sheet Number 1	Sheet Number 2	Notes
1M071		SOILED	IN-03.01	1M071		IN-04.02	Soiled Utility		GRA.14	GRA.16	
1M072		TRASH	IN-03.01	1M072		IN-04.02	Trash		GRA.14	GRA.16	
1M073		HK	IN-03.01	1M073		IN-04.02	HAC		GRA.14	GRA.16	
1M074		MAIL AREA	IN-03.01	1M074		IN-04.02	Mail Area		GRA.14	GRA.16	
1M075		CAD/CAM	IN-03.01	1M075		IN-04.02	CAD/CAM		GRA.14	GRA.16	
1M076		CAST ROOM	IN-03.01	1M076		IN-04.02	Cast Room		GRA.14	GRA.16	
1M077		CLEAN LINEN	IN-03.01	1M077		IN-04.02	Clean Utility		GRA.14	GRA.16	
1M078		GAIT LANE	IN-03.01	1M078		IN-04.02	Gait Lane		GRA.14	GRA.16	
1M079A		SEC/ WAIT	IN-03.01	1M079		IN-04.02	(dept name) Offices		GRA.14	GRA.16	
1M080		PROS OFFICE	IN-03.01	1M080					GRA.14		
1M081		PROS OFFICE	IN-03.01	1M081					GRA.14		
1M082		STOR	IN-03.01	1M082		IN-04.02	Storage		GRA.14	GRA.16	
1M083		CHIEF OFFICE	IN-03.01	1M083					GRA.14		
1M084		PURCH AGNT	IN-03.01-C	1M084					GRA.15		
1M085		PURCH AGNT	IN-03.01-C	1M085					GRA.15		
1M086		PURCH AGNT	IN-03.01-C	1M086					GRA.15		
1M087		PURCH AGNT	IN-03.01-C	1M087					GRA.15		
1M088		COPY/ FAX	IN-03.01	1M088		IN-04.02	Copy Room		GRA.14	GRA.16	
1M089		PURCH AGNT	IN-03.01-C	1M089					GRA.15		
1M090		PURCH AGNT	IN-03.01-C	1M090					GRA.15		
1M091		PURCH AGNT	IN-03.01-C	1M091					GRA.15		

TLR											
Number	Location	Name	Sign Type 1	Message 1		Sign Type 2	Message 2		Sheet Number 1	Sheet Number 2	Notes
1M092		MULTI-PUR RM	IN-03.01	1M092		IN-07.02	Multi-Purpose Room		GRA.14	GRA.19	
1M093	2	PROS CONF	IN-03.01	1M093					GRA.14		
1M093	2	PROS CONF	IN-07.02	Conference Room					GRA.19		
1M093		PROS CONF	IN-03.01	1M093		IN-07.02	Conference Room		GRA.14	GRA.19	
1M094	1		IN-13	 Restroom					GRA.23		
1M094	3		IN-14.03	(wall directional sign)					GRA.24		
1M095	2	PT GYM	IN-19.01	Physical Therapy					GRA.28		
1M095		PT GYM	IN-03.01	1M095		IN-04.02	PT Gym		GRA.14	GRA.16	
1M096		BRAIN TRAIN	IN-03.01	1M096		IN-04.02	Brain Training		GRA.14	GRA.16	
1M097		SOILED	IN-03.01	1M097		IN-04.02	Soiled Utility		GRA.14	GRA.16	
1M098		DRESS	IN-03.01	1M098		IN-04.02	Changing Room		GRA.14	GRA.16	
1M099		DRESS	IN-03.01	1M099		IN-04.02	Changing Room		GRA.14	GRA.16	
1M101		T	IN-09.03	  RESTROOM					GRA.20		
1M102		BAL QUEST	IN-03.01	1M102		IN-04.02	BAL Quest		GRA.14	GRA.16	
1M103		PT/ OT ADMIN	IN-03.01	1M103					GRA.14		
1M105		CERVICAL TRTMT	IN-03.01	1M105		IN-04.02	Cervical Treatment		GRA.14	GRA.16	
1M106		BAR TRTMT	IN-03.01	1M106		IN-04.02	Treatment Room		GRA.14	GRA.16	
1M107		TRTMT	IN-03.01	1M107		IN-04.02	Treatment Room		GRA.14	GRA.16	
1M109		HK	IN-03.01	1M109		IN-04.02	HAC		GRA.14	GRA.16	
1M110		TRTMT	IN-03.01	1M110		IN-04.02	Treatment Room		GRA.14	GRA.16	
1M111		BAR TRTMT	IN-03.01	1M111		IN-04.02	Treatment Room		GRA.14	GRA.16	

TLR											
Number	Location	Name	Sign Type 1	Message 1		Sign Type 2	Message 2		Sheet Number 1	Sheet Number 2	Notes
1M112		TRTMT	IN-03.01	1M112		IN-04.02	Treatment Room		GRA.14	GRA.16	
1M115		LVSR	IN-03.01	1M115					GRA.14		
1M115A		TR	IN-03.01	1M115A		IN-04.02	Trash		GRA.14	GRA.16	
1M116		NORM ELEC	IN-03.01	1M116					GRA.14		
1M117		OT STOR/ PAT PROJ	IN-03.01	1M117		IN-04.02	Storage		GRA.14	GRA.16	
1M119		PT STOR	IN-03.01	1M119		IN-04.02	Storage		GRA.14	GRA.16	
1M120	1	PT/ OT ADMIN	IN-14.05	(wall directional sign)					GRA.25		
1M120	2		IN-14.05	(wall directional sign)					GRA.25		
1M120	3		IN-14.05	(wall directional sign)					GRA.25		
1M121		ST	IN-09.03	 RESTROOM					GRA.20		
1M122		SERV ELEV LOBBY	IN-01.01.03	(small emergency exit plan)		IN-01.04	(elevator call button)		GRA.09	GRA.10	
1M124		WAITING	IN-03.01	1M124		IN-04.02	Waiting		GRA.14	GRA.16	
1M126		COPY/ FAX	IN-03.01	1M126		IN-04.02	Copy Room		GRA.14	GRA.16	
1M127		FILE ROOM	IN-03.01	1M127		IN-04.02	File Room		GRA.14	GRA.16	
1M128		RESID	IN-03.01-C	1M128					GRA.15		
1M129		RESID	IN-03.01-C	1M129					GRA.15		
1M130		RESID	IN-03.01-C	1M130					GRA.15		
1M131		RESID	IN-03.01-C	1M131					GRA.15		
1M132		RESID	IN-03.01-C	1M132					GRA.15		
1M133		RESID	IN-03.01-C	1M133					GRA.15		
1M134		RESID	IN-03.01-C	1M134					GRA.15		
1M135		RESID	IN-03.01-C	1M135					GRA.15		

TLR											
Number	Location	Name	Sign Type 1	Message 1		Sign Type 2	Message 2		Sheet Number 1	Sheet Number 2	Notes
1M137		PT OFFICE	IN-03.01-C	1M137					GRA.15		
1M138		DR	IN-03.01-C	1M138					GRA.15		
1M139		DR	IN-03.01-C	1M139					GRA.15		
1M140		DR	IN-03.01-C	1M140					GRA.15		
1M141		DR	IN-03.01-C	1M141					GRA.15		
1M142		PT OFFICE	IN-03.01	1M142					GRA.14		
1M143		CONF/ CLASSRM	IN-03.01	1M143		IN-07.02	Classroom		GRA.14	GRA.19	
1M145		ST	IN-09.03	 RESTROOM					GRA.20		
1M146		STAFF LCKR	IN-03.01	1M146		IN-04.02	Staff Lockers		GRA.14	GRA.16	
1M147		STAFF LOUNGE	IN-03.01	1M147		IN-04.02	Staff Lounge		GRA.14	GRA.16	
1M147a		OUTDOOR TERRACE	IN-03.01	1M147a		IN-04.02	Outdoor Terrace		GRA.14	GRA.16	
1M148		ST	IN-09.03	 RESTROOM					GRA.20		
1M149		CHUTE ROOM	IN-03.01	1M149		IN-03.01			GRA.14	GRA.14	
1M149A		CHUTE	IN-03.01	1M149A		IN-04.02	Chute Room		GRA.14	GRA.16	
1M150		STAIR M2	IN-09.07	 STAIR		IN-01.11	STAIR M2 ROOF ACCESS 1 EXIT THIS LEVEL 1 THROUGH 4		GRA.21	GRA.12	
1M151	2	VESTIBLE	IN-02.03	(no weapons)					GRA.13	#N/A	
1M151		VESTIBLE	IN-02.01	(consent to inspection)		IN-02.02	(no smoking)		GRA.13	GRA.13	
1M152		LOBBY	IN-19.01	Reception					GRA.28		
1M153		REC OFFICE	IN-03.01	1M153					GRA.14		
1M154		REC OFFICE	IN-03.01	1M154					GRA.14		
1M155		RECEP	IN-12.01	Check In					GRA.22		

TLR											
Number	Location	Name	Sign Type 1	Message 1		Sign Type 2	Message 2		Sheet Number 1	Sheet Number 2	Notes
1M156	2		IN-03.01	1M156					GRA.14		
1M156	2		IN-04.02	Men's Locker Room					GRA.16		
1M156		MEN LCKR	IN-03.01	1M156		IN-04.02	Men's Locker Room		GRA.14	GRA.16	
1M157		STOR	IN-03.01	1M157		IN-04.02	Storage		GRA.14	GRA.16	
1M158		SOIL	IN-03.01	1M158		IN-04.02	Soiled Utility		GRA.14	GRA.16	
1M159		HK	IN-03.01	1M159		IN-04.02	HAC		GRA.14	GRA.16	
1M160		CLEAN	IN-03.01	1M160		IN-04.02	Clean Utility		GRA.14	GRA.16	
1M161	2		IN-03.01	1M161					GRA.14		
1M161	2		IN-04.02	Women's Locker Room					GRA.16		
1M161		WOMEN LCKR	IN-03.01	1M161		IN-04.02	Women's Locker Room		GRA.14	GRA.16	
1M162	2		IN-03.01	1M162					GRA.14		
1M162	2		IN-04.02	Pool					GRA.16		
1M162	3		IN-14.05	(wall directional sign)					GRA.25		
1M162		POOL ROOM	IN-19.01	Pool		IN-04.02	Pool		GRA.28	GRA.16	
1M163		REC THER STOR	IN-03.01	1M163		IN-04.02	Storage		GRA.14	GRA.16	
1M164		DEHUMIDIFICATION EQUIP	IN-03.01	1M164		IN-04.02	Dehumidification		GRA.14	GRA.16	
1M165		POOL EQUIP	IN-03.01	1M165		IN-04.02	Pool Equipment		GRA.14	GRA.16	
1M166		SERVICE BAY	IN-03.01	1M166					GRA.14		
1M167		SERVICE BAY	IN-03.01	1M167					GRA.14		
1M168		MULTI-PURPOSE REC RM	IN-19.01	Rec Room					GRA.28		
1M171		REC STOR	IN-03.01	1M171		IN-04.02	Storage		GRA.14	GRA.16	

TLR											
Number	Location	Name	Sign Type 1	Message 1		Sign Type 2	Message 2		Sheet Number 1	Sheet Number 2	Notes
1M172		T	IN-09.03	 RESTROOM					GRA.20		
1M173		CRAFT STOR	IN-03.01	1M173		IN-04.02	Storage		GRA.14	GRA.16	
LEVEL 2											
2M001	1		IN-01.04	(elevator call button)					GRA.10		
2M001	2		IN-01.01.03	(small emergency exit plan)					GRA.09		
2M001	3		IN-17.05	(floor directory)					GRA.27		
2M001	5		IN-14.05	(wall directional sign)					GRA.25		
2M001	6		IN-13	 Elevator					GRA.23		
2M001	7	MP-02	IN-13	 Elevator					GRA.23		
2M001	8		IN-14.05	(wall directional sign)					GRA.25		
2M002		RECEP	IN-19.01	Reception					GRA.28		
2M002A		VT	IN-09.03	 RESTROOM					GRA.20		
2M003		MULTI-PUR	IN-03.01	2M003		IN-07.02	Multi-Purpose Room		GRA.14	GRA.19	
2M004		PANTRY	IN-03.01	2M004		IN-04.02	Pantry		GRA.14	GRA.16	
2M006	2		IN-13	 Stair					GRA.23		
2M006		STAIR M1	IN-09.07	 STAIR		IN-01.11	STAIR M1 NO ROOF ACCESS 2 ↓ EXIT DOWN TO FLOOR 1 1 THROUGH 3		GRA.21	GRA.12	
2M007		NORM ELEC	IN-03.01	2M007		IN-04.02	Electrical		GRA.14	GRA.16	
2M008		SOIL	IN-03.01	2M008		IN-04.02	Soiled Utility		GRA.14	GRA.16	
2M009		EMER ELEC	IN-03.01	2M009		IN-04.02	Emergency Electrical		GRA.14	GRA.16	
2M010A		CLEAN LINEN	IN-03.01	2M010A		IN-04.02	Clean Utility		GRA.14	GRA.16	



TLR											
Number	Location	Name	Sign Type 1	Message 1		Sign Type 2	Message 2		Sheet Number 1	Sheet Number 2	Notes
2M011		HK	IN-03.01	2M011		IN-04.02	HAC		GRA.14	GRA.16	
2M012		LAUN	IN-03.01	2M012		IN-04.02	Laundry		GRA.14	GRA.16	
2M014		CG	IN-03.01	2M014					GRA.14		
2M015		VT	IN-09.03	 RESTROOM					GRA.20		
2M016		MEDS	IN-03.01	2M016		IN-04.02	Meds		GRA.14	GRA.16	
2M017		ST	IN-09.03	 RESTROOM					GRA.20		
2M019		BAR PAT	IN-03.01	2M019		IN-05.02	(patient room identification)		GRA.14	GRA.18	
2M020		ISO PAT	IN-03.01	2M020		IN-05.02	(patient room identification)		GRA.14	GRA.18	
2M021		PAT	IN-03.01	2M021		IN-05.02	(patient room identification)		GRA.14	GRA.18	
2M022		PAT	IN-03.01	2M022		IN-05.02	(patient room identification)		GRA.14	GRA.18	
2M023		PAT	IN-03.01	2M023		IN-05.02	(patient room identification)		GRA.14	GRA.18	
2M024		PAT	IN-03.01	2M024		IN-05.02	(patient room identification)		GRA.14	GRA.18	
2M025		PAT	IN-03.01	2M025		IN-05.02	(patient room identification)		GRA.14	GRA.18	
2M026		PAT	IN-03.01	2M026		IN-05.02	(patient room identification)		GRA.14	GRA.18	
2M027		PAT	IN-03.01	2M027		IN-05.02	(patient room identification)		GRA.14	GRA.18	
2M028		PAT	IN-03.01	2M028		IN-05.02	(patient room identification)		GRA.14	GRA.18	
2M030A	2		IN-03.01	2M030A					GRA.14		
2M030A	2		IN-04.02	Food Prep					GRA.16		
2M030A		FOOD PREP	IN-03.01	2M030A		IN-04.02	Food Prep		GRA.14	GRA.16	
2M032		QUIET/ DEN	IN-03.01	2M032		IN-04.02	Quiet Room		GRA.14	GRA.16	
2M034		EQUIP	IN-03.01	2M034		IN-04.02	Equipment Storage		GRA.14	GRA.16	





TLR											
Number	Location	Name	Sign Type 1	Message 1		Sign Type 2	Message 2		Sheet Number 1	Sheet Number 2	Notes
2M036		CLEAN	IN-03.01	2M036		IN-04.02	Clean Utility		GRA.14	GRA.16	
2M038		PAT	IN-03.01	2M038		IN-05.02	(patient room identification)		GRA.14	GRA.18	
2M039		CG	IN-03.01	2M039					GRA.14		
2M040		PAT	IN-03.01	2M040		IN-05.02	(patient room identification)		GRA.14	GRA.18	
2M041		MEDS	IN-03.01	2M041		IN-04.02	Meds		GRA.14	GRA.16	
2M042		ST	IN-09.03	 RESTROOM					GRA.20		
2M044		BAR PAT	IN-03.01	2M044		IN-05.02	(patient room identification)		GRA.14	GRA.18	
2M045		ISO PAT	IN-03.01	2M045		IN-05.02	(patient room identification)		GRA.14	GRA.18	
2M046		PAT	IN-03.01	2M046		IN-05.02	(patient room identification)		GRA.14	GRA.18	
2M047		PAT	IN-03.01	2M047		IN-05.02	(patient room identification)		GRA.14	GRA.18	
2M048		PAT	IN-03.01	2M048		IN-05.02	(patient room identification)		GRA.14	GRA.18	
2M049		PAT	IN-03.01	2M049		IN-05.02	(patient room identification)		GRA.14	GRA.18	
2M050		PAT	IN-03.01	2M050		IN-05.02	(patient room identification)		GRA.14	GRA.18	
2M051		PAT	IN-03.01	2M051		IN-05.02	(patient room identification)		GRA.14	GRA.18	
2M054		VT	IN-09.03	 RESTROOM					GRA.20		
2M055		HK	IN-03.01	2M055		IN-04.02	HAC		GRA.14	GRA.16	
2M057		QUIET/ DEN	IN-03.01	2M057		IN-04.02	Quiet Room		GRA.14	GRA.16	
2M060	2		IN-03.01	2M060					GRA.14		
2M060	2		IN-04.02	Food Prep					GRA.16		
2M060		FOOD PREP	IN-03.01	2M060		IN-04.02	Food Prep		GRA.14	GRA.16	
2M061		CARE TEAM	IN-03.01	2M061		IN-04.02	Care Team		GRA.14	GRA.16	

TLR											
Number	Location	Name	Sign Type 1	Message 1		Sign Type 2	Message 2		Sheet Number 1	Sheet Number 2	Notes
2M062		ACAD WKRM	IN-03.01	2M062		IN-04.02	Work Room		GRA.14	GRA.16	
2M063	1		IN-14.05	(wall directional sign)					GRA.25		
2M064		ACAD WKRM	IN-03.01	2M064		IN-04.02	Work Room		GRA.14	GRA.16	
2M065		CARE TEAM	IN-03.01	2M065		IN-04.02	Care Team		GRA.14	GRA.16	
2M066		LVSR	IN-03.01	2M066					GRA.14		
2M066A		TR	IN-03.01	2M066A		IN-04.02	Trash		GRA.14	GRA.16	
2M067		SERV ELEV LOBBY	IN-01.01.03	(small emergency exit plan)		IN-01.04	(elevator call button)		GRA.09	GRA.10	
2M069		CHUTE ROOM	IN-03.01	2M069		IN-04.02	Chute Room		GRA.14	GRA.16	
2M070		SOIL	IN-03.01	2M070		IN-04.02	Soiled Utility		GRA.14	GRA.16	
2M072		CLEAN	IN-03.01	2M072		IN-04.02	Clean Utility		GRA.14	GRA.16	
2M073		HK	IN-03.01	2M073		IN-04.02	HAC		GRA.14	GRA.16	
2M075		LAUN	IN-03.01	2M075		IN-04.02	Laundry		GRA.14	GRA.16	
2M075		ST	IN-09.03	 RESTROOM					GRA.20		
2M076		CG	IN-03.01	2M076					GRA.14		
2M077		SERVICE BAY	IN-03.01	2M077					GRA.14		
2M078		MEDS	IN-03.01	2M078		IN-04.02	Meds		GRA.14	GRA.16	
2M080		BAR PAT	IN-03.01	2M080		IN-05.02	(patient room identification)		GRA.14	GRA.18	
2M081		ISO PAT	IN-03.01	2M081		IN-05.02	(patient room identification)		GRA.14	GRA.18	
2M082		PAT	IN-03.01	2M082		IN-05.02	(patient room identification)		GRA.14	GRA.18	
2M083		PAT	IN-03.01	2M083		IN-05.02	(patient room identification)		GRA.14	GRA.18	
2M084		PAT	IN-03.01	2M084		IN-05.02	(patient room identification)		GRA.14	GRA.18	
2M085		PAT	IN-03.01	2M085		IN-05.02	(patient room identification)		GRA.14	GRA.18	




TLR											
Number	Location	Name	Sign Type 1	Message 1		Sign Type 2	Message 2		Sheet Number 1	Sheet Number 2	Notes
2M086		PAT	IN-03.01	2M086		IN-05.02	(patient room identification)		GRA.14	GRA.18	
2M087		PAT	IN-03.01	2M087		IN-05.02	(patient room identification)		GRA.14	GRA.18	
2M088		PAT	IN-03.01	2M088		IN-05.02	(patient room identification)		GRA.14	GRA.18	
2M089		PAT	IN-03.01	2M089		IN-05.02	(patient room identification)		GRA.14	GRA.18	
2M092		VT	IN-09.03	 RESTROOM					GRA.20		
2M094		QUIET/ DEN	IN-03.01	2M094		IN-04.02	Quiet Room		GRA.14	GRA.16	
2M096		EQUIP	IN-03.01	2M096		IN-04.02	Equipment Storage		GRA.14	GRA.16	
2M098		ST	IN-09.03	 RESTROOM					GRA.20		
2M099		BAR PAT	IN-03.01	2M099		IN-05.02	(patient room identification)		GRA.14	GRA.18	
2M100		CLEAN	IN-03.01	2M100		IN-04.02	Clean Utility		GRA.14	GRA.16	
2M101		ISO PAT	IN-03.01	2M101		IN-05.02	(patient room identification)		GRA.14	GRA.18	
2M102		LAUN	IN-03.01	2M102		IN-04.02	Laundry		GRA.14	GRA.16	
2M103		HK	IN-03.01	2M103		IN-04.02	HAC		GRA.14	GRA.16	
2M104		CG	IN-03.01	2M104					GRA.14		
2M105		SERVICE BAY	IN-03.01	2M105					GRA.14		
2M106		MEDS	IN-03.01	2M106		IN-04.02	Meds		GRA.14	GRA.16	
2M108		PAT	IN-03.01	2M108		IN-05.02	(patient room identification)		GRA.14	GRA.18	
2M109		PAT	IN-03.01	2M109		IN-05.02	(patient room identification)		GRA.14	GRA.18	
2M110		PAT	IN-03.01	2M110		IN-05.02	(patient room identification)		GRA.14	GRA.18	
2M111		PAT	IN-03.01	2M111		IN-05.02	(patient room identification)		GRA.14	GRA.18	
2M112		PAT	IN-03.01	2M112		IN-05.02	(patient room identification)		GRA.14	GRA.18	





TLR											
Number	Location	Name	Sign Type 1	Message 1		Sign Type 2	Message 2		Sheet Number 1	Sheet Number 2	Notes
2M113		PAT	IN-03.01	2M113		IN-05.02	(patient room identification)		GRA.14	GRA.18	
2M114		PAT	IN-03.01	2M114		IN-05.02	(patient room identification)		GRA.14	GRA.18	
2M115		PAT	IN-03.01	2M115		IN-05.02	(patient room identification)		GRA.14	GRA.18	
2M118		VT	IN-09.03	 RESTROOM					GRA.20		
2M119		NORM ELEC	IN-03.01	2M119		IN-04.02	Electrical		GRA.14	GRA.16	
2M121		QUIET/ DEN	IN-03.01	2M121		IN-04.02	Quiet Room		GRA.14	GRA.16	
2M123	1		IN-14.05	(wall directional sign)					GRA.25		
2M124	2		IN-13	 Stair					GRA.23		
2M124		STAIR M2	IN-09.07	 STAIR		IN-01.11	STAIR M2 ROOF ACCESS 2 ↓ EXIT DOWN TO FLOOR 1 1 THROUGH 4		GRA.21	GRA.12	
2M126	2		IN-13	 Restroom					GRA.23		
2M126		T	IN-09.03	 RESTROOM					GRA.20		
2M127		MULTI-PUR	IN-03.01	2M127		IN-07.02	Multi-Purpose Room		GRA.14	GRA.19	
2M127A		PANTRY	IN-03.01	2M127A		IN-04.02	Pantry		GRA.14	GRA.16	
2M128		PHY THER	IN-03.01	2M128					GRA.14		
2M128A		THERAPIST	IN-03.01	2M128A					GRA.14		
2M130		ST	IN-09.03	 RESTROOM					GRA.20		
2M131		STOR	IN-03.01	2M131		IN-04.02	Storage		GRA.14	GRA.16	
2M132		MED DIR	IN-03.01	2M132					GRA.14		
2M133		COPY/ FAX	IN-03.01	2M133		IN-04.02	Copy Room		GRA.14	GRA.16	

TLR											
Number	Location	Name	Sign Type 1	Message 1		Sign Type 2	Message 2		Sheet Number 1	Sheet Number 2	Notes
2M134		SEC	IN-12.01	Check In					GRA.22		
2M135		DR OFFICE 2	IN-03.01	2M135					GRA.14		
2M136		DIETITIAN	IN-03.01	2M136					GRA.14		
2M137		SOC WORK	IN-03.01	2M137					GRA.14		
2M138		NURSE MAN	IN-03.01	2M138					GRA.14		
2M139		MDS COORD	IN-03.01	2M139					GRA.14		
2M140		ASST MAN	IN-03.01	2M140					GRA.14		
2M141		DR OFFICE 1	IN-03.01	2M141					GRA.14		
2M142		CONF/ CLASSRM	IN-03.01	2M142		IN-07.02	Classroom		GRA.14	GRA.19	
2M143		LOUNGE	IN-03.01	2M143		IN-04.02	Lounge		GRA.14	GRA.16	
2M143A		OUT TER	IN-03.01	2M143A		IN-04.02	Outdoor Terrace		GRA.14	GRA.16	
LEVEL 3											
3M001	1	MP-02	IN-01.04	(elevator call button)					GRA.10		
3M001	2	MP-02	IN-01.01.03	(small emergency exit plan)					GRA.09		
3M001	3		IN-17.05	(floor directory)					GRA.27		
3M001	4		IN-14.03	(wall directional sign)					GRA.24		
3M001	5	MP-02	IN-13	 Stair					GRA.23		
3M001	6		IN-13	 Elevator					GRA.23		
3M002		RECEPT	IN-19.01	Reception					GRA.28		
3M002A		VT	IN-09.03	 RESTROOM					GRA.20		
3M003		MULTI-PUR	IN-03.01	3M003		IN-07.02	Multi-Purpose Room		GRA.14	GRA.19	
3M004		PANTRY	IN-03.01	3M004		IN-04.02	Pantry		GRA.14	GRA.16	






TLR											
Number	Location	Name	Sign Type 1	Message 1		Sign Type 2	Message 2		Sheet Number 1	Sheet Number 2	Notes
3M006	2		IN-13	 Stair					GRA.23		
3M006		STAIR M1	IN-09.07	 STAIR		IN-01.11	STAIR M1 NO ROOF ACCESS 3 ↓ EXIT DOWN TO FLOOR 1 1 THROUGH 3		GRA.21	GRA.12	
3M008		EQUIP	IN-03.01	3M008		IN-04.02	Equipment Storage		GRA.14	GRA.16	
3M009		NORM ELEC	IN-03.01	3M009		IN-04.02	Electrical		GRA.14	GRA.16	
3M010		SOIL	IN-03.01	3M010		IN-04.02	Soiled Utility		GRA.14	GRA.16	
3M011		EMER ELEC	IN-03.01	3M011		IN-04.02	Emergency Electrical		GRA.14	GRA.16	
3M013		HK	IN-03.01	3M013		IN-04.02	HAC		GRA.14	GRA.16	
3M014		LAUN	IN-03.01	3M014		IN-04.02	Laundry		GRA.14	GRA.16	
3M015		CLEAN	IN-03.01	3M015		IN-04.02	Clean Utility		GRA.14	GRA.16	
3M016		CG	IN-03.01	3M016					GRA.14		
3M017		VT	IN-09.03	 RESTROOM					GRA.20		
3M018		MEDS	IN-03.01	3M018		IN-04.02	Meds		GRA.14	GRA.16	
3M019		ST	IN-09.03	 RESTROOM					GRA.20		
3M021		BAR PAT	IN-03.01	3M021		IN-05.02	(patient room identification)		GRA.14	GRA.18	
3M022		ISO PAT	IN-03.01	3M022		IN-05.02	(patient room identification)		GRA.14	GRA.18	
3M023		PAT	IN-03.01	3M023		IN-05.02	(patient room identification)		GRA.14	GRA.18	
3M024		PAT	IN-03.01	3M024		IN-05.02	(patient room identification)		GRA.14	GRA.18	
3M025		PAT	IN-03.01	3M025		IN-05.02	(patient room identification)		GRA.14	GRA.18	
3M026		PAT	IN-03.01	3M026		IN-05.02	(patient room identification)		GRA.14	GRA.18	

TLR											
Number	Location	Name	Sign Type 1	Message 1		Sign Type 2	Message 2		Sheet Number 1	Sheet Number 2	Notes
3M027		PAT	IN-03.01	3M027		IN-05.02	(patient room identification)		GRA.14	GRA.18	
3M028		PAT	IN-03.01	3M028		IN-05.02	(patient room identification)		GRA.14	GRA.18	
3M029		PAT	IN-03.01	3M029		IN-05.02	(patient room identification)		GRA.14	GRA.18	
3M030		PAT	IN-03.01	3M030		IN-05.02	(patient room identification)		GRA.14	GRA.18	
3M032A		FOOD PREP	IN-03.01	3M032A		IN-04.02	Food Prep		GRA.14	GRA.16	
3M034		QUIET/ DEN	IN-03.01	3M034		IN-04.02	Quiet Room		GRA.14	GRA.16	
3M036		CARE TEAM	IN-03.01	3M036		IN-04.02	Care Team		GRA.14	GRA.16	
3M037		OUTDOOR TERRACE	IN-03.01	3M037		IN-04.02	Outdoor Terrace		GRA.14	GRA.16	
3M039		ACAD WKRM	IN-03.01	3M039		IN-04.02	Work Room		GRA.14	GRA.16	
3M040		LVSR	IN-03.01	3M040					GRA.14		
3M040		TR	IN-03.01	3M040		IN-04.02	Trash		GRA.14	GRA.16	
3M041		SERV ELEV LOBBY	IN-01.01.03	(small emergency exit plan)		IN-01.04	(elevator call button)		GRA.09	GRA.10	
3M043A		CHUTE	IN-03.01	3M043A		IN-04.02	Chute Room		GRA.14	GRA.16	
3M044		EQUIP	IN-03.01	3M044		IN-04.02	Equipment Storage		GRA.14	GRA.16	
3M046		ST	IN-09.03	 RESTROOM					GRA.20		
3M047		BAR PAT	IN-03.01	3M047		IN-05.02	(patient room identification)		GRA.14	GRA.18	
3M048		CLEAN	IN-03.01	3M048		IN-04.02	Clean Utility		GRA.14	GRA.16	
3M049		ISO PAT	IN-03.01	3M049		IN-05.02	(patient room identification)		GRA.14	GRA.18	
3M050		LAUN	IN-03.01	3M050		IN-04.02	Laundry		GRA.14	GRA.16	
3M051		HK	IN-03.01	3M051		IN-04.02	HAC		GRA.14	GRA.16	
3M052		CG	IN-03.01	3M052					GRA.14		
3M053		SERVICE BAY	IN-03.01	3M053					GRA.14		

TLR											
Number	Location	Name	Sign Type 1	Message 1		Sign Type 2	Message 2		Sheet Number 1	Sheet Number 2	Notes
3M054		MEDS	IN-03.01	3M054		IN-04.02	Meds		GRA.14	GRA.16	
3M056		PAT	IN-03.01	3M056		IN-05.02	(patient room identification)		GRA.14	GRA.18	
3M057		PAT	IN-03.01	3M057		IN-05.02	(patient room identification)		GRA.14	GRA.18	
3M058		PAT	IN-03.01	3M058		IN-05.02	(patient room identification)		GRA.14	GRA.18	
3M059		PAT	IN-03.01	3M059		IN-05.02	(patient room identification)		GRA.14	GRA.18	
3M060		PAT	IN-03.01	3M060		IN-05.02	(patient room identification)		GRA.14	GRA.18	
3M061		PAT	IN-03.01	3M061		IN-05.02	(patient room identification)		GRA.14	GRA.18	
3M062		PAT	IN-03.01	3M062		IN-05.02	(patient room identification)		GRA.14	GRA.18	
3M063		PAT	IN-03.01	3M063		IN-05.02	(patient room identification)		GRA.14	GRA.18	
3M066		VT	IN-09.03	 RESTROOM					GRA.20		
3M067		NORM ELEC	IN-03.01	3M067		IN-04.02	Electrical		GRA.14	GRA.16	
3M069		QUIET/ DEN	IN-03.01	3M069		IN-04.02	Quiet Room		GRA.14	GRA.16	
3M071	1	EQUIP	IN-14.05	(wall directional sign)					GRA.25		
3M071	2		IN-14.05	(wall directional sign)					GRA.25		
3M072	2	STAIR M2	IN-13	 Elevator					GRA.23		
3M072		STAIR M2	IN-09.07	 STAIR		IN-01.11	STAIR M2 ROOF ACCESS 3 ↓ EXIT DOWN TO FLOOR 1 1 THROUGH 4		GRA.21	GRA.12	
3M073		ASST MAN	IN-03.01	3M073					GRA.14		
3M074		MULTI- PUR	IN-03.01	3M074		IN-07.02	Multi-Purpose Room		GRA.14	GRA.19	
3M074A		PANTRY	IN-03.01	3M074A		IN-04.02	Pantry		GRA.14	GRA.16	








TLR											
Number	Location	Name	Sign Type 1	Message 1		Sign Type 2	Message 2		Sheet Number 1	Sheet Number 2	Notes
3M076	2		IN-13	 Restroom					GRA.23		
3M076		T	IN-09.03	 RESTROOM					GRA.20		
3M077		PASS	IN-03.01	3M077		IN-04.02	Pass		GRA.14	GRA.16	
3M078		LOUNGE/ LOCKERS	IN-03.01	3M078		IN-04.02	Staff Lounge		GRA.14	GRA.16	
3M079		ON CALL ROOM	IN-03.01	3M079		IN-04.02	On Call		GRA.14	GRA.16	
3M080		ST	IN-09.03	 RESTROOM					GRA.20		
3M081		SERVICE BAY	IN-03.01	3M081					GRA.14		
LEVEL 4											
4M002		RESIDENT STOR	IN-03.01	4M002		IN-04.02	Storage		GRA.14	GRA.16	
4M003		ELEC SWITCHGEAR	IN-03.01	4M003		IN-04.02	Electrical Switchgear		GRA.14	GRA.16	
4M004		STAIR M2	IN-09.07	 STAIR		IN-01.11	STAIR M2 ROOF ACCESS 4 ↓ EXIT DOWN TO FLOOR 1 1 THROUGH 4		GRA.21	GRA.12	
4M005		CENTRAL STOR	IN-03.01	4M005		IN-04.02	Central Storage		GRA.14	GRA.16	
4M007		CHUTE ROOM	IN-03.01	4M007		IN-04.02	Chute Room		GRA.14	GRA.16	
4M008		CART STAGING	IN-03.01	4M008		IN-04.02	Cart Staging		GRA.14	GRA.16	
4M009		EMER ELEC ROOM	IN-03.01	4M009		IN-04.02	Emergency Electrical		GRA.14	GRA.16	
4M010		WET MECH	IN-03.01	4M010					GRA.14		
4M010A		SERVICE BAY	IN-03.01	4M010A					GRA.14		
4M011		CLEAN STAG	IN-03.01	4M011		IN-04.02	Clean Staging		GRA.14	GRA.16	
4M013		FOOD PREP	IN-03.01	4M013		IN-04.02	Food Prep		GRA.14	GRA.16	



TLR											
Number	Location	Name	Sign Type 1	Message 1		Sign Type 2	Message 2		Sheet Number 1	Sheet Number 2	Notes
4M015		HK STOR	IN-03.01	4M015		IN-04.02	HAC Storage		GRA.14	GRA.16	
4M015		LVSR	IN-03.01	4M015					GRA.14		
4M015A		TR	IN-03.01	4M015A		IN-04.02	Trash		GRA.14	GRA.16	

CEP											
Number	Location	Name	Sign Type 1	Message 1		Sign Type 2	Message 2		Sheet Number 1	Sheet Number 2	Notes
LEVEL 1	CEP										
1-STN-1	1		IN-09.07	 STAIR					GRA.21		
1-STN-1	2		IN-01.11	STAIR STN-1 ROOF ACCESS 1 EXIT THIS LEVEL 1 THROUGH 4					GRA.12		
1-STN-1	3		IN-01.10	(stair identification)					GRA.11		
1-STN-3	1		IN-09.07	 STAIR					GRA.21		
1-STN-3	2		IN-01.11	STAIR STN-3 ROOF ACCESS 1 EXIT THIS LEVEL 1 THROUGH 4					GRA.12		
1MN127		STORAGE	IN-03.01	1MN127		IN-04.02	Storage		GRA.14	GRA.16	
1MN135		STORAGE	IN-03.01	1MN135		IN-04.02	Storage		GRA.14	GRA.16	
1N-C02A	2	VESTIBLE	IN-02.03	(no weapons)					GRA.13	#N/A	
1N-C02A		VESTIBLE	IN-02.01	(consent to inspection)		IN-02.02	(no smoking)		GRA.13	GRA.13	
1N-C02B	2	STAIR	IN-13	 Stair					GRA.23		
1N-C02B	3	STAIR	IN-13	 Stair					GRA.23		
1N-C02B		STAIR	IN-09.07	 STAIR		IN-01.11	STAIR STN-1 ROOF ACCESS 1 EXIT THIS LEVEL 1 THROUGH 4		GRA.21	GRA.12	
1N100		ELEC	IN-03.01	1N100		IN-04.02	Electrical		GRA.14	GRA.16	
1N102		UTILITY ACCESS	IN-03.01	1N102		IN-04.02	Utility Access		GRA.14	GRA.16	
1N104		STORAGE MED GAS	IN-03.01	1N104		IN-04.02	Med Gas Storage		GRA.14	GRA.16	
1N106		FLAM STORAGE	IN-03.01	1N106		IN-04.02	Flammable Storage		GRA.14	GRA.16	






CEP											
Number	Location	Name	Sign Type 1	Message 1		Sign Type 2	Message 2		Sheet Number 1	Sheet Number 2	Notes
1N108		SOILED DOCKS	IN-03.01	1N108		IN-04.02	Soiled Docks		GRA.14	GRA.16	
1N109		CART WASH	IN-03.01	1N109		IN-04.02	Cart Wash		GRA.14	GRA.16	
1N110	2	CLEAN DOCKS	IN-03.01	1N110					GRA.14		
1N110	2	CLEAN DOCKS	IN-04.02	Clean Docks					GRA.16		
1N110		CLEAN DOCKS	IN-03.01	1N110		IN-04.02	Clean Docks		GRA.14	GRA.16	
1N111	2	RMW/ SHARPS HOLDING	IN-03.01	1N111					GRA.14		
1N111	2	RMW/ SHARPS HOLDING	IN-04.02	Sharps Holding					GRA.16		
1N111		RMW/ SHARPS HOLDING	IN-03.01	1N111		IN-04.02	Sharps Holding		GRA.14	GRA.16	
1N112		SECURITY	IN-03.01	1N112					GRA.14		
1N113		LINEN CHUTE COLLECTION	IN-03.01	1N113		IN-04.02	Linen Chute Collection		GRA.14	GRA.16	
1N114		GROUND'S OUTSIDE STORAGE	IN-03.01	1N114		IN-04.02	Grounds Ext Storage		GRA.14	GRA.16	
1N115		AL RECYCLE HOLD	IN-03.01	1N115		IN-04.02	Recycling Holding		GRA.14	GRA.16	
1N116		GROUND'S WORKSHOP	IN-03.01	1N116		IN-04.02	Grounds Workshop		GRA.14	GRA.16	
1N116A		FOREMAN	IN-03.01	1N116A					GRA.14		
1N117		HAZ WASTE HOLDING	IN-03.01	1N117		IN-04.02	Haz Waste Holding		GRA.14	GRA.16	
1N118		SECURITY	IN-03.01	1N118					GRA.14		
1N118A		TELECOM	IN-03.01	1N118A					GRA.14		
1N119	2	RECEIVING & ISSUE	IN-03.01	1N119					GRA.14		
1N119	2	RECEIVING & ISSUE	IN-04.02	Receiving					GRA.16		
1N119		RECEIVING & ISSUE	IN-03.01	1N119		IN-04.02	Receiving		GRA.14	GRA.16	
1N120		CIM COMMUNICATIONS STOR	IN-03.01	1N120		IN-04.02	Comm Storage		GRA.14	GRA.16	

CEP											
Number	Location	Name	Sign Type 1	Message 1		Sign Type 2	Message 2		Sheet Number 1	Sheet Number 2	Notes
1N121		STOREKEEP	IN-03.01	1N121		IN-04.02	Storekeep		GRA.14	GRA.16	
1N122		WAREHOUSE	IN-03.01	1N122		IN-04.02	Warehouse		GRA.14	GRA.16	
1N123		STOREKEEP	IN-03.01	1N123		IN-04.02	Storekeep		GRA.14	GRA.16	
1N123A		WORK STATION	IN-03.01	1N123A					GRA.14		
1N123B		CUBICLES	IN-03.01-C	1N123B					GRA.15		Qty 3
1N127		STORAGE	IN-03.01	1N127		IN-04.02	Storage		GRA.14	GRA.16	
1N127A	2	SECURE STORAGE	IN-03.01	1N127A					GRA.14		
1N127A	2	SECURE STORAGE	IN-04.02	Secure Storage					GRA.16		
1N127A		SECURE STORAGE	IN-03.01	1N127A		IN-04.02	Secure Storage		GRA.14	GRA.16	
1N128	2	WAREHOUSE	IN-03.01	1N128					GRA.14		
1N128	2	WAREHOUSE	IN-04.02	Warehouse					GRA.16		
1N128		WAREHOUSE	IN-03.01	1N128		IN-04.02	Warehouse		GRA.14	GRA.16	
1N129		AC SHOP	IN-03.01	1N129		IN-04.02	AC Shop		GRA.14	GRA.16	
1N129B		WELDING	IN-03.01	1N129B		IN-04.02	Welding		GRA.14	GRA.16	
1N129C		FOREMAN	IN-03.01	1N129C					GRA.14		
1N131		MASON SHOP	IN-03.01	1N131		IN-04.02	Mason Shop		GRA.14	GRA.16	
1N133		ENGINEERING STORES	IN-03.01	1N133		IN-04.02	Eng Stores		GRA.14	GRA.16	
1N135	2	ENGINEERING STORAGE	IN-03.01	1N135					GRA.14		
1N135	2	ENGINEERING STORAGE	IN-04.02	Engineering Storage					GRA.16		
1N135		ENGINEERING STORAGE	IN-03.01	1N135		IN-04.02	Engineering Storage		GRA.14	GRA.16	
1N148	2		IN-04.02	Fuel Tank Storage					GRA.16		
1N140	3		IN-01.01.03	(small emergency exit plan)					GRA.09		











CEP											
Number	Location	Name	Sign Type 1	Message 1		Sign Type 2	Message 2		Sheet Number 1	Sheet Number 2	Notes
1N140	3		IN-01.04	(elevator call button)					GRA.10		
1N141	1		IN-13	 Elevator					GRA.23		
1N141	2		IN-13	 Elevator					GRA.23		
1N142		HK	IN-03.01	1N142		IN-04.02	HAC		GRA.14	GRA.16	
1N143		TOILET	IN-09.03	 RESTROOM					GRA.20		
1N144		TOILET	IN-09.03	 RESTROOM					GRA.20		
1N148	2		IN-03.01	1N148					GRA.14		
1N150	2		IN-03.01	1N150					GRA.14		
1N150	2		IN-03.01	1N150					GRA.14		
1N150	2		IN-04.02	Supplies					GRA.16		
1N150	2		IN-04.02	Supplies					GRA.16		
LEVEL 2											
2-STN-3	1		IN-09.07	 STAIR					GRA.21		
2-STN-3	2		IN-01.11	STAIR STN-3 ROOF ACCESS 2 ↓ EXIT DOWN TO FLOOR 1 1 THROUGH 4					GRA.12		
2-STN-2	1		IN-09.07	 STAIR					GRA.21		
2-STN-2	2		IN-01.11	STAIR STN-2 ROOF ACCESS 2 ↓ EXIT DOWN TO FLOOR 1 1 THROUGH 4					GRA.12		
2-STN-2	3		IN-13	 Stair					GRA.23		

CEP											
Number	Location	Name	Sign Type 1	Message 1		Sign Type 2	Message 2		Sheet Number 1	Sheet Number 2	Notes
2-STN-1	1		IN-09.07	 STAIR					GRA.21		
2-STN-1	2		IN-01.11	STAIR STN-1 ROOF ACCESS 2 ↓ EXIT DOWN TO FLOOR 1 1 THROUGH 4					GRA.12		
2-STN-1	3		IN-09.07	 STAIR					GRA.21		
2N100		ELEC	IN-03.01	2N100		IN-04.02	Electrical		GRA.14	GRA.16	
2N102	2	MACHINE SHOP	IN-03.01	2N102					GRA.14		
2N102	2	MACHINE SHOP	IN-04.02	Machine Shop					GRA.16		
2N102		MACHINE SHOP	IN-03.01	2N102		IN-04.02	Machine Shop		GRA.14	GRA.16	
2N102A		WELDING	IN-03.01	2N102A		IN-04.02	Welding		GRA.14	GRA.16	
2N104	2	PLUMBING SHOP	IN-03.01	2N104					GRA.14		
2N104	2	PLUMBING SHOP	IN-04.02	Plumbing Shop					GRA.16		
2N104		PLUMBING SHOP	IN-03.01	2N104		IN-04.02	Plumbing Shop		GRA.14	GRA.16	
2N104A		FOREMAN	IN-03.01	2N104A					GRA.14		
2N106		ELECTRICAL SHOP	IN-03.01	2N106		IN-04.02	Electrical Shop		GRA.14	GRA.16	
2N106A		FOREMAN	IN-03.01	2N106A					GRA.14		
2N108		PAINT SHOP	IN-03.01	2N108		IN-04.02	Paint Shop		GRA.14	GRA.16	
2N108A		PAINT AREA	IN-03.01	2N108A		IN-04.02	Paint Area		GRA.14	GRA.16	
2N108B		PAINT TOOLS/EQ	IN-03.01	2N108B		IN-04.02	Paint Tools		GRA.14	GRA.16	
2N109		WOMEN'S LOCKER	IN-03.01	2N109		IN-04.02	Women's Locker Room		GRA.14	GRA.16	
2N110		SECURITY	IN-03.01	2N110					GRA.14		






CEP											
Number	Location	Name	Sign Type 1	Message 1		Sign Type 2	Message 2		Sheet Number 1	Sheet Number 2	Notes
2N110A		TELECOM	IN-03.01	2N110A					GRA.14		
2N111	2		IN-13	🚪 Elevator					GRA.23		
2N111		MEN'S LOCKER	IN-03.01	2N111		IN-04.02	Men's Locker Room		GRA.14	GRA.16	
2N113		SIGN SHOP	IN-03.01	2N113		IN-04.02	Sign Shop		GRA.14	GRA.16	
2N115		LOCKSMITH	IN-03.01	2N115					GRA.14		
2N117	2	ENGINEERING STORES	IN-03.01	2N117					GRA.14		
2N117	2	ENGINEERING STORES	IN-04.02	Engineering Store					GRA.16		
2N117		ENGINEERING STORES	IN-03.01	2N117		IN-04.02	Eng Stores		GRA.14	GRA.16	
2N119		CARPENTRY SHOP	IN-03.01	2N119					GRA.14		
2N119A		FOREMAN	IN-03.01	2N119A					GRA.14		
2N123	1	ELEVATOR	IN-01.01.03	(small emergency exit plan)					GRA.09		
2N123	1	ELEVATOR	IN-01.04	(elevator call button)					GRA.10		
2N128	1		IN-03.01	2N128					GRA.14		
2N128	1		IN-04.02	Generators					GRA.16		
2N128	2		IN-03.01	2N128					GRA.14		
2N128	2		IN-04.02	Generators					GRA.16		
2N128	3		IN-03.01	2N128					GRA.14		
2N128	3		IN-04.02	Generators					GRA.16		
2N133	2		IN-03.01	2N133					GRA.14		
2N133	2		IN-04.02	General Control Room					GRA.16		
2N136	1		IN-03.01	2N136					GRA.14		
2N136	1		IN-04.02	General Control Room					GRA.16		

CEP											
Number	Location	Name	Sign Type 1	Message 1		Sign Type 2	Message 2		Sheet Number 1	Sheet Number 2	Notes
2N136	2		IN-03.01	2N136					GRA.14		
2N136	2		IN-04.02	General Control Room					GRA.16		
2N140		HK	IN-03.01	2N140		IN-04.02	HAC		GRA.14	GRA.16	
2N141		TOILET	IN-09.03	 RESTROOM					GRA.20		
2N142		TOILET	IN-09.03	 RESTROOM					GRA.20		
LEVEL 3											
3-STN-3	1		IN-09.07	 STAIR					GRA.21		
3-STN-3	2		IN-01.11	STAIR STN-3 ROOF ACCESS 3 ↓ EXIT DOWN TO FLOOR 1 1 THROUGH 4					GRA.12		
3-STN-2	1	CORR	IN-09.07	 STAIR					GRA.21		
3-STN-2	2		IN-01.11	STAIR STN-2 ROOF ACCESS 3 ↓ EXIT DOWN TO FLOOR 1 1 THROUGH 4					GRA.12		
3-STN-2	3		IN-13	 Stair					GRA.23		
3N-C06	1	CLERK	IN-14.03	(wall directional sign)					GRA.24		
3N100		ELEC	IN-03.01	3N100		IN-04.02	Electrical		GRA.14	GRA.16	
3N104	2		IN-03.01	3N104					GRA.14		
3N104	2		IN-07.02	Conference Room					GRA.19		
3N104		CONF	IN-03.01	3N104		IN-07.02	Conference Room		GRA.14	GRA.19	
3N106		COPY/FAX	IN-03.01	3N106		IN-04.02	Copy Room		GRA.14	GRA.16	

CEP											
Number	Location	Name	Sign Type 1	Message 1		Sign Type 2	Message 2		Sheet Number 1	Sheet Number 2	Notes
3N108		PROJ ENG	IN-03.01	3N108					GRA.14		
3N110		PROJ ENG	IN-03.01	3N110					GRA.14		
3N111		CLERK/REC	IN-03.01	3N111					GRA.14		
3N112		PROJ ENG	IN-03.01	3N112					GRA.14		
3N113		REF LIB	IN-03.01	3N113		IN-04.02	Reference Library		GRA.14	GRA.16	
3N114		ASST CHIEF	IN-03.01	3N114					GRA.14		
3N115		CLERK	IN-03.01-C	3N115					GRA.15		
3N116		CHIEF OF SERV	IN-03.01	3N116					GRA.14		
3N117		STOR/OFF	IN-03.01	3N117		IN-04.02	Storage		GRA.14	GRA.16	
3N118		PLANS, DRAFTING, WORK	IN-03.01	3N118					GRA.14		
3N119		CONTROL CENTER	IN-03.01	3N119		IN-04.02	Chute Fan Room		GRA.14	GRA.16	
3N121		CLERK	IN-03.01-C	3N121					GRA.15		
3N123		OPS ENG	IN-03.01	3N123					GRA.14		
3N124		CHUTE FAN ROOM	IN-03.01	3N124		IN-04.02	Chute Fan Room		GRA.14	GRA.16	
3N125		LOUNGE	IN-03.01	3N125		IN-04.02	Lounge		GRA.14	GRA.16	
3N126		FAN ROOM	IN-03.01	3N126		IN-04.02	Fan Room		GRA.14	GRA.16	
3N127		SERVICE BAY	IN-03.01	3N127					GRA.14		
3N128		SECURITY	IN-03.01	3N128					GRA.14		
3N128A		TELECOM	IN-03.01	3N128A					GRA.14		
3N130		HK	IN-03.01	3N130		IN-04.02	HAC		GRA.14	GRA.16	
3N131		TOILET	IN-09.03	 RESTROOM					GRA.20		




CEP											
Number	Location	Name	Sign Type 1	Message 1		Sign Type 2	Message 2		Sheet Number 1	Sheet Number 2	Notes
3N132		TOILET	IN-09.03	 RESTROOM					GRA.20		
3N133	1		IN-13	 Elevator					GRA.23		
3N133	2		IN-13	 Elevator					GRA.23		
3N133	3		IN-01.01.03	(small emergency exit plan)					GRA.09		
3N133	3		IN-01.04	(elevator call button)					GRA.10		
LEVEL 4											
4-STN-3	1		IN-09.07	 STAIR					GRA.21		
4-STN-3	2		IN-01.11	STAIR STN-3 ROOF ACCESS 4  EXIT DOWN TO FLOOR 1 1 THROUGH 4					GRA.12		
4-STN-2	1	CORR	IN-09.07	 STAIR					GRA.21		
4-STN-2	2		IN-01.11	STAIR STN-2 ROOF ACCESS 4  EXIT DOWN TO FLOOR 1 1 THROUGH 4					GRA.12		
4-STN-2	3		IN-13	 Stair					GRA.23		
4-STN-1	1		IN-09.07	 STAIR					GRA.21		
4-STN-1	2		IN-01.11	STAIR STN-1 ROOF ACCESS 4  EXIT DOWN TO FLOOR 1 1 THROUGH 4					GRA.12		
4N100		ELEC	IN-03.01	4N100		IN-04.02	Electrical		GRA.14	GRA.16	
4N102		LINEN DISTRIBUTION	IN-03.01	4N102		IN-04.02	Linen Dist		GRA.14	GRA.16	
4N102A		STORAGE	IN-03.01	4N102A		IN-04.02	Storage		GRA.14	GRA.16	





CEP											
Number	Location	Name	Sign Type 1	Message 1		Sign Type 2	Message 2		Sheet Number 1	Sheet Number 2	Notes
4N102B		LINEN STORAGE	IN-03.01	4N102B		IN-04.02	Linen Storage		GRA.14	GRA.16	
4N103	1		IN-01.01.03	(small emergency exit plan)					GRA.09		
4N103	1		IN-01.04	(elevator call button)					GRA.10		
4N104		MSD/SPD STORAGE	IN-03.01	4N104		IN-04.02	MSD/SPD Storage		GRA.14	GRA.16	
4N104A		SECTION LEADER	IN-03.01	4N104A					GRA.14		
4N104B		WKSTATION	IN-03.01-C	4N104B					GRA.15		Qty 2
4N106		WAREHOUSE	IN-03.01	4N106		IN-04.02	Warehouse		GRA.14	GRA.16	
4N106A		WKSTATION	IN-03.01-C	4N106A					GRA.15		Qty 3
4N106B		PROSTHETIC STORAGE	IN-03.01	4N106B		IN-04.02	Pros Storage		GRA.14	GRA.16	
4N108		SECURITY	IN-03.01	4N108					GRA.14		
4N108A		TELECOM	IN-03.01	4N108A					GRA.14		
4N111		PHARMACY CACHE	IN-03.01	4N111		IN-04.02	Pharmacy Cache		GRA.14	GRA.16	



RESEARCH											
Number	Location	Name	Sign Type 1	Message 1		Sign Type 2	Message 2		Sheet Number 1	Sheet Number 2	Notes
LEVEL 1	RESEARCH										
1-STP-1	2	STAIR	IN-01.10	(stair identification sign)					GRA.11		
1-STP-1		STAIR	IN-09.07	 STAIR		IN-01.11	STAIR STP-1 ROOF ACCESS 1 EXIT THIS LEVEL 1 THROUGH 5		GRA.21	GRA.12	
1-STP-2	2	STAIR	IN-01.10	(stair identification sign)					GRA.11		
1-STP-2	3	STAIR	IN-13	 Stair					GRA.23		
1-STP-2		STAIR	IN-09.07	 STAIR		IN-01.11	STAIR STP-2 NO ROOF ACCESS 1 EXIT THIS LEVEL 1 THROUGH 5		GRA.21	GRA.12	
1P-C01	1	CORR	IN-14.05	(wall directional sign)					GRA.25		
1P-C02	1	CORR	IN-14.05	(wall directional sign)					GRA.25		
1P-C06	1	CORR	IN-01.01.03	(small emergency exit plan)					GRA.09		
1P-C06	2	CORR	IN-01.04	(elevator call button)					GRA.10		
1P-C07	1	CORR	IN-01.01.03	(small emergency exit plan)					GRA.09		
1P-C07	2	CORR	IN-01.04	(elevator call button)					GRA.10		
1P100A	2	VESTIBULE	IN-02.03	(no weapons)					GRA.13		
1P100A		VESTIBULE	IN-02.01	(consent to inspection)		IN-02.02	(no smoking)		GRA.13	GRA.13	
1P100C		REC	IN-19.01	Research Building					GRA.28		
1P100D	1		IN-14.05	(wall directional sign)					GRA.25		
1P100D	2	REC	IN-17.05	(floor directory)					GRA.27		
1P100D	3	REC	IN-01.01.03	(small emergency exit plan)					GRA.09		
1P100D	4	REC	IN-01.04	(elevator call button)					GRA.10		
1P100D	5	WAITING	IN-13	 Elevator					GRA.23		
1P100D	6	WAITING	IN-13	 Stair					GRA.23		
1P101A		INV	IN-03.01	1P101A		IN-04.02	INV		GRA.14	GRA.16	

RESEARCH											
Number	Location	Name	Sign Type 1	Message 1		Sign Type 2	Message 2		Sheet Number 1	Sheet Number 2	Notes
1P101B		INV	IN-03.01	1P101B		IN-04.02	INV		GRA.14	GRA.16	
1P101C		COPY	IN-03.01	1P101C		IN-04.02	Copy Room		GRA.14	GRA.16	
1P101D		STOR	IN-03.01	1P101D		IN-04.02	Storage		GRA.14	GRA.16	
1P101E		OFF	IN-03.01	1P101E					GRA.14		
1P101F		OFF	IN-03.01	1P101F					GRA.14		
1P101G		OFF	IN-03.01	1P101G					GRA.14		
1P101H		OFF	IN-03.01	1P101H					GRA.14		
1P101J		OFF	IN-03.01	1P101J					GRA.14		
1P101K		HS CUBES	IN-03.01-C	1P101K					GRA.15		Qty 2
1P101L		DATA WORK	IN-03.01-C	1P101L					GRA.15		Qty 4
1P101M		RD PI	IN-03.01	1P101M					GRA.14		
1P101N		RD PI	IN-03.01	1P101N					GRA.14		
1P102		REC	IN-03.01	1P102		IN-04.02	(dept name) Offices		GRA.14	GRA.16	
1P1025		ELEC	IN-03.01	1P1025		IN-04.02	Electrical		GRA.14	GRA.16	
1P102C		INV	IN-03.01	1P102C		IN-04.02	INV		GRA.14	GRA.16	
1P102D		INV	IN-03.01	1P102D		IN-04.02	INV		GRA.14	GRA.16	
1P102E		CPY	IN-03.01	1P102E		IN-04.02	Copy Room		GRA.14	GRA.16	
1P102F		INV	IN-03.01	1P102F		IN-04.02	INV		GRA.14	GRA.16	
1P102G		INV	IN-03.01	1P102G		IN-04.02	INV		GRA.14	GRA.16	
1P102H		INV	IN-03.01	1P102H		IN-04.02	INV		GRA.14	GRA.16	
1P102J		INV	IN-03.01	1P102J		IN-04.02	INV		GRA.14	GRA.16	

RESEARCH											
Number	Location	Name	Sign Type 1	Message 1		Sign Type 2	Message 2		Sheet Number 1	Sheet Number 2	Notes
1P102K		INV	IN-03.01	1P102K		IN-04.02	INV		GRA.14	GRA.16	
1P102L		OFFSUP	IN-03.01	1P102L					GRA.14		
1P102M		INV	IN-03.01	1P102M		IN-04.02	INV		GRA.14	GRA.16	
1P102N		OFF	IN-03.01	1P102N					GRA.14		
1P102P		OFF	IN-03.01	1P102P					GRA.14		
1P102Q		OFF	IN-03.01	1P102Q					GRA.14		
1P102R		PSA, RN	IN-03.01-C	1P102R					GRA.15		Qty 18
1P103		SEC	IN-03.01	1P103		IN-04.02	(dept name) Offices		GRA.14	GRA.16	
1P103A		OFFDEP	IN-03.01	1P103A					GRA.14		
1P103B		BID OPEN	IN-03.01	1P103B		IN-07.02	Conference Room		GRA.14	GRA.19	
1P103D		CLER TECH	IN-03.01-C	1P103D					GRA.15		Qty 12
1P103E		OFFCH	IN-03.01	1P103E					GRA.14		
1P104		HK	IN-03.01	1P104		IN-04.02	HAC		GRA.14	GRA.16	
1P105		CONF	IN-03.01	1P105		IN-07.02	Conference Room		GRA.14	GRA.19	
1P106		STOR	IN-03.01	1P106		IN-04.02	Storage		GRA.14	GRA.16	
1P107		SECWAIT	IN-03.01	1P107		IN-04.02	(dept name) Offices		GRA.14	GRA.16	
1P107A		TECH	IN-03.01-C	1P107A					GRA.15		Qty 2
1P107B		ASTCH	IN-03.01	1P107B					GRA.14		
1P107C		CH LOG	IN-03.01	1P107C					GRA.14		
1P107D		TECH	IN-03.01-C	1P107D					GRA.15		Qty 9
1P107E		COPY	IN-03.01	1P107E		IN-04.02	Copy Room		GRA.14	GRA.16	






RESEARCH											
Number	Location	Name	Sign Type 1	Message 1		Sign Type 2	Message 2		Sheet Number 1	Sheet Number 2	Notes
1P107F		SUP	IN-03.01	1P107F					GRA.14		
1P108		CONF	IN-03.01	1P108		IN-07.02	Conference Room		GRA.14	GRA.19	
1P109		TLT	IN-09.01	 RESTROOM					GRA.20		
1P110		TEL / LV	IN-03.01	1P110					GRA.14		
1P111	2	TLT	IN-13	 Restroom					GRA.23		
1P111	3	TLT	IN-13	 Restroom					GRA.23		
1P111		TLT	IN-09.02						GRA.20		
1P112		MULTI PURP	IN-03.01	1P112		IN-04.02	Multi-Purpose Room		GRA.14	GRA.16	
1P112A		GROUP	IN-03.01	1P112A		IN-07.02	Conference Room		GRA.14	GRA.19	
1P112B		GROUP	IN-03.01	1P112B		IN-07.02	Conference Room		GRA.14	GRA.19	
1P112C		CLASS	IN-03.01	1P112C		IN-07.02	Classroom		GRA.14	GRA.19	
1P112D		GROUP	IN-03.01	1P112D		IN-07.02	Conference Room		GRA.14	GRA.19	
1P112G		STORAGE	IN-03.01	1P112G		IN-04.02	Storage		GRA.14	GRA.16	
1P114		BIO MED	IN-03.01	1P114		IN-04.02	Biomed		GRA.14	GRA.16	
1P115		DOCK	IN-03.01	1P115		IN-04.02	Dock		GRA.14	GRA.16	
1P115A		RECY	IN-03.01	1P115A		IN-04.02	Recycling		GRA.14	GRA.16	
1P115B		LAB STOR	IN-03.01	1P115B		IN-04.02	Lab Storage		GRA.14	GRA.16	
1P115C		ELEC	IN-03.01	1P115C		IN-04.02	Electrical		GRA.14	GRA.16	
1P115D		STOR	IN-03.01	1P115D		IN-04.02	Storage		GRA.14	GRA.16	
1P115E		RAD WST	IN-03.01	1P115E		IN-04.02	Radioactive Waste		GRA.14	GRA.16	
1P115F		BIO HAZ WST	IN-03.01	1P115F		IN-04.02	Biohazard Waste		GRA.14	GRA.16	





RESEARCH											
Number	Location	Name	Sign Type 1	Message 1		Sign Type 2	Message 2		Sheet Number 1	Sheet Number 2	Notes
1P116		EMS	IN-03.01	1P116		IN-04.02	EMS		GRA.14	GRA.16	
1P116A		ELEC	IN-03.01	1P116A					GRA.14		
LEVEL 2											
2-STP-1		STAIR	IN-09.07	 STAIR		IN-01.11	STAIR STP-1 ROOF ACCESS 2 ↓ EXIT DOWN TO FLOOR 1 1 THROUGH 5		GRA.21	GRA.12	
2-STP-2	2	STAIR	IN-13	 Stair					GRA.23		
2-STP-2		STAIR	IN-09.07	 STAIR		IN-01.11	STAIR STP-2 NO ROOF ACCESS 2 ↓ EXIT DOWN TO FLOOR 1 1 THROUGH 5		GRA.21	GRA.12	
2P-C01	1	ELEV	IN-17.05	(floor directory)					GRA.27		
2P-C01	2		IN-01.01.03	(small emergency exit plan)					GRA.09		
2P-C01	3		IN-01.04	(elevator call button)					GRA.10		
2P-C01	4	STAIR	IN-13	 Stair					GRA.23		
2P-C01	5	CORR	IN-01.01.03	(small emergency exit plan)					GRA.09		
2P-C01A	1	CORR	IN-01.01.03	(small emergency exit plan)					GRA.09		
2P-C01A	2	CORR	IN-01.04	(elevator call button)					GRA.10		
2P-C04.1	1		IN-13	Lab #					GRA.23		
2P-C04.1	2		IN-13	Lab #					GRA.23		
2P-C04.1	3		IN-13	Lab #					GRA.23		
2P-C04.1	4		IN-13	Lab #					GRA.23		
2P-C04.1	5		IN-13	Lab #					GRA.23		
2P-C04.1	6		IN-13	Lab #					GRA.23		

RESEARCH											
Number	Location	Name	Sign Type 1	Message 1		Sign Type 2	Message 2		Sheet Number 1	Sheet Number 2	Notes
2P-C04.2	1	ELEC	IN-13	 Stair					GRA.23		
2P100A		TEL / LV	IN-03.01	2P100A					GRA.14		
2P110		PI	IN-03.01	2P110					GRA.14		
2P111		HS	IN-03.01	2P111					GRA.14		
2P113		PI EQ	IN-03.01	2P113		IN-04.02	PI EQ		GRA.14	GRA.16	
2P115		TL	IN-09.02						GRA.20		
2P116		TL	IN-09.01	 RESTROOM					GRA.20		
2P120		PI CONF	IN-03.01	2P120		IN-07.02	Conference Room		GRA.14	GRA.19	
2P122		PI	IN-03.01	2P122					GRA.14		
2P124		PI	IN-03.01	2P124					GRA.14		
2P126		PI	IN-03.01	2P126					GRA.14		
2P128		PI	IN-03.01	2P128					GRA.14		
2P130		PI	IN-03.01	2P130					GRA.14		
2P132		PI	IN-03.01	2P132					GRA.14		
2P134		PI	IN-03.01	2P134					GRA.14		
2P135		LER	IN-03.01	2P135		IN-04.02	LER		GRA.14	GRA.16	
2P135A		MIC D	IN-03.01	2P135A		IN-04.02	MIC D		GRA.14	GRA.16	
2P135B		TC	IN-03.01	2P135B		IN-04.02	TC		GRA.14	GRA.16	
2P135BB		MIC D	IN-03.01	2P135BB		IN-04.02	MIC D		GRA.14	GRA.16	
2P137		ELEC	IN-03.01	2P137		IN-04.02	Electrical		GRA.14	GRA.16	
2P138		LAB 1	IN-03.01	2P138					GRA.14		



RESEARCH											
Number	Location	Name	Sign Type 1	Message 1		Sign Type 2	Message 2		Sheet Number 1	Sheet Number 2	Notes
2P138A		LAB 1 ENTRY	IN-03.01	2P138A		IN-04.02	Lab 1		GRA.14	GRA.16	
2P139		TC	IN-03.01	2P139		IN-04.02	TC		GRA.14	GRA.16	
2P139A		MIC D	IN-03.01	2P139A		IN-04.02	MIC D		GRA.14	GRA.16	
2P141		TC	IN-03.01	2P141		IN-04.02	TC		GRA.14	GRA.16	
2P142		LAB 2	IN-03.01	2P142					GRA.14		
2P142A		LAB 2 ENTRY	IN-03.01	2P142A		IN-04.02	Lab 2		GRA.14	GRA.16	
2P143		FRZ UL	IN-03.01	2P143		IN-04.02	Frozen Storage		GRA.14	GRA.16	
2P145		TC	IN-03.01	2P145		IN-04.02	TC		GRA.14	GRA.16	
2P147		TC	IN-03.01	2P147		IN-04.02	TC		GRA.14	GRA.16	
2P148		LAB 3	IN-03.01	2P148					GRA.14		
2P148A		LAB 3 ENTRY	IN-03.01	2P148A		IN-04.02	Lab 3		GRA.14	GRA.16	
2P149		LER	IN-03.01	2P149		IN-04.02	LER		GRA.14	GRA.16	
2P149A		COLD	IN-03.01	2P149A		IN-04.02	Cold Storage		GRA.14	GRA.16	
2P149B		FZ-20	IN-03.01	2P149B		IN-04.02	FZ-20		GRA.14	GRA.16	
2P150		ELEC MIC	IN-03.01	2P150		IN-04.02	Elec Mic		GRA.14	GRA.16	
2P150A		ELEC MIC EQUIP	IN-03.01	2P150A		IN-04.02	Elec Mic		GRA.14	GRA.16	
2P151		TC	IN-03.01	2P151		IN-04.02	TC		GRA.14	GRA.16	
2P152		LAB 4 & 5	IN-03.01	2P152					GRA.14		
2P152A		LAB 4 & 5 ENTRY	IN-03.01	2P152A		IN-04.02	Lab 4 & 5		GRA.14	GRA.16	
2P153		LER	IN-03.01	2P153		IN-04.02	LER		GRA.14	GRA.16	
2P153A		MIC D	IN-03.01	2P153A		IN-04.02	MIC D		GRA.14	GRA.16	







RESEARCH											
Number	Location	Name	Sign Type 1	Message 1		Sign Type 2	Message 2		Sheet Number 1	Sheet Number 2	Notes
2P153B		HPLC	IN-03.01	2P153B		IN-04.02	HPLC		GRA.14	GRA.16	
2P153C		TC	IN-03.01	2P153C		IN-04.02	TC		GRA.14	GRA.16	
2P153D		CELLS	IN-03.01	2P153D		IN-04.02	Cell Storage		GRA.14	GRA.16	
2P155		TC	IN-03.01	2P155		IN-04.02	TC		GRA.14	GRA.16	
2P157		TC	IN-03.01	2P157		IN-04.02	TC		GRA.14	GRA.16	
2P157A		MIC D	IN-03.01	2P157A		IN-04.02	MIC D		GRA.14	GRA.16	
2P159		IMHIST	IN-03.01	2P159		IN-04.02	IM Hist		GRA.14	GRA.16	
2P161		HK	IN-03.01	2P161		IN-04.02	HAC		GRA.14	GRA.16	
2P162		LAB 6	IN-03.01	2P162					GRA.14		
2P162A		LAB 6 ENTRY	IN-03.01	2P162A		IN-04.02	Lab 6		GRA.14	GRA.16	
2P163		GLASS WASH	IN-03.01	2P163		IN-04.02	Glass Wash		GRA.14	GRA.16	
2P163A		EQUIPMENT RM	IN-03.01	2P163A		IN-04.02	Equipment		GRA.14	GRA.16	
2P165		CELL BANK	IN-03.01	2P165		IN-04.02	Cell Bank		GRA.14	GRA.16	
2P167		CYL	IN-03.01	2P167		IN-04.02	CYL		GRA.14	GRA.16	
2P168		LAB 7 & 8	IN-03.01	2P168					GRA.14		
2P168A		LAB 7 & 8 ENTRY	IN-03.01	2P168A		IN-04.02	Lab 7/8		GRA.14	GRA.16	
2P169		ELEC	IN-03.01	2P169		IN-04.02	Electrical		GRA.14	GRA.16	
2PC01	6	CORR	IN-01.04	(elevator call button)					GRA.10		
LEVEL 3											


RESEARCH											
Number	Location	Name	Sign Type 1	Message 1		Sign Type 2	Message 2		Sheet Number 1	Sheet Number 2	Notes
3-STP-1		STAIR	IN-09.07	 STAIR		IN-01.11	STAIR STP-1 ROOF ACCESS 3 ↓ EXIT DOWN TO FLOOR 1 1 THROUGH 5		GRA.21	GRA.12	
3-STP-2	2	STAIR	IN-13	 Stair					GRA.23		
3-STP-2		STAIR	IN-09.07	 STAIR		IN-01.11	STAIR STP-2 NO ROOF ACCESS 3 ↓ EXIT DOWN TO FLOOR 1 1 THROUGH 5		GRA.21	GRA.12	
3.5P350		HS	IN-03.01	3.5P350					GRA.14		
3.5P351		HS	IN-03.01	3.5P351					GRA.14		
3P-C01	1	ELEV	IN-17.05	(floor directory)					GRA.27		
3P-C01	2		IN-01.01.03	(small emergency exit plan)					GRA.09		
3P-C01	3		IN-01.04	(elevator call button)					GRA.10		
3P-C01	4	STAIR	IN-13	 Elevator					GRA.23		
3P-C04	1		IN-13	Lab #					GRA.23		
3P-C04	2		IN-13	Lab #					GRA.23		
3P-C04	3		IN-13	Lab #					GRA.23		
3P-C04	4		IN-13	Lab #					GRA.23		
3P-C04	5		IN-13	Lab #					GRA.23		
3P-C04	6		IN-13	Lab #					GRA.23		
3P-C04A	1	CORR	IN-01.04	(elevator call button)					GRA.10		
3P-C04A	2	CORR	IN-01.01.03	(small emergency exit plan)					GRA.09		
3P-C04A	3	STAIR	IN-13	 Stair					GRA.23		
3P100A		TEL- LV	IN-03.01	3P100A					GRA.14		

RESEARCH											
Number	Location	Name	Sign Type 1	Message 1		Sign Type 2	Message 2		Sheet Number 1	Sheet Number 2	Notes
3P100B		LOUNGE	IN-03.01	3P100B		IN-04.02	Lounge		GRA.14	GRA.16	
3P102		SERV	IN-03.01	3P102					GRA.14		
3P103	2	TL	IN-13	 Restroom					GRA.23		
3P103		TL	IN-09.02						GRA.20		
3P105		TL	IN-09.01	   RESTROOM					GRA.20		
3P120		PI CONF	IN-03.01	3P120		IN-07.02	Conference Room		GRA.14	GRA.19	
3P122		PI	IN-03.01	3P122					GRA.14		
3P124		PI	IN-03.01	3P124					GRA.14		
3P126		PI	IN-03.01	3P126					GRA.14		
3P128		PI	IN-03.01	3P128					GRA.14		
3P130		PI	IN-03.01	3P130					GRA.14		
3P132		PI	IN-03.01	3P132					GRA.14		
3P134		PI	IN-03.01	3P134					GRA.14		
3P135		LER	IN-03.01	3P135		IN-04.02	LER		GRA.14	GRA.16	
3P135A		MIC D	IN-03.01	3P135A		IN-04.02	MIC D		GRA.14	GRA.16	
3P135B		TC	IN-03.01	3P135B		IN-04.02	TC		GRA.14	GRA.16	
3P135BB		MIC D	IN-03.01	3P135BB		IN-04.02	MIC D		GRA.14	GRA.16	
3P137		ELEC	IN-03.01	3P137		IN-04.02	Electrical		GRA.14	GRA.16	
3P138		LAB 9	IN-03.01	3P138					GRA.14		
3P138A		LAB 9 ENTRY	IN-03.01	3P138A		IN-04.02	Lab 9		GRA.14	GRA.16	
3P139		TC	IN-03.01	3P139		IN-04.02	TC		GRA.14	GRA.16	




RESEARCH											
Number	Location	Name	Sign Type 1	Message 1		Sign Type 2	Message 2		Sheet Number 1	Sheet Number 2	Notes
3P139A		MIC D	IN-03.01	3P139A		IN-04.02	MIC D		GRA.14	GRA.16	
3P141		TC	IN-03.01	3P141		IN-04.02	TC		GRA.14	GRA.16	
3P142		LAB 10	IN-03.01	3P142					GRA.14		
3P142A		LAB 10 ENTRY	IN-03.01	3P142A		IN-04.02	Lab 10		GRA.14	GRA.16	
3P143		FRZ UL	IN-03.01	3P143		IN-04.02	Frozen Storage		GRA.14	GRA.16	
3P145		TC	IN-03.01	3P145		IN-04.02	TC		GRA.14	GRA.16	
3P147		TC	IN-03.01	3P147		IN-04.02	TC		GRA.14	GRA.16	
3P148		LAB 11	IN-03.01	3P148					GRA.14		
3P148A		LAB 11 ENTRY	IN-03.01	3P148A		IN-04.02	Lab 11		GRA.14	GRA.16	
3P149		LER	IN-03.01	3P149		IN-04.02	LER		GRA.14	GRA.16	
3P149A		COLD	IN-03.01	3P149A		IN-04.02	Cold Storage		GRA.14	GRA.16	
3P149B		MIC D	IN-03.01	3P149B		IN-04.02	MIC D		GRA.14	GRA.16	
3P151		MASS SP	IN-03.01	3P151		IN-04.02	Mass SP		GRA.14	GRA.16	
3P152		LABS 12 & 13	IN-03.01	3P152					GRA.14		
3P152A		LABS 12 & 13 ENTRY	IN-03.01	3P152A		IN-04.02	Lab 12/13		GRA.14	GRA.16	
3P153		TC	IN-03.01	3P153		IN-04.02	TC		GRA.14	GRA.16	
3P153A		MIC D	IN-03.01	3P153A		IN-04.02	MIC D		GRA.14	GRA.16	
3P155		LER	IN-03.01	3P155		IN-04.02	LER		GRA.14	GRA.16	
3P155A		EQ ROOM	IN-03.01	3P155A		IN-04.02	Equipment Room		GRA.14	GRA.16	
3P155B		TC	IN-03.01	3P155B		IN-04.02	TC		GRA.14	GRA.16	
3P155C		TC	IN-03.01	3P155C		IN-04.02	TC		GRA.14	GRA.16	









RESEARCH											
Number	Location	Name	Sign Type 1	Message 1		Sign Type 2	Message 2		Sheet Number 1	Sheet Number 2	Notes
3P157		TC	IN-03.01	3P157		IN-04.02	TC		GRA.14	GRA.16	
3P159		CON FOC	IN-03.01	3P159		IN-07.02	Conference Room		GRA.14	GRA.19	
3P161		IM HIST	IN-03.01	3P161		IN-04.02	IM Hist		GRA.14	GRA.16	
3P162		LAB 14	IN-03.01	3P162					GRA.14		
3P162A		LAB 14 ENTRY	IN-03.01	3P162A		IN-04.02	Lab 14		GRA.14	GRA.16	
3P163		HK	IN-03.01	3P163		IN-04.02	HAC		GRA.14	GRA.16	
3P165		RAD LAB	IN-03.01	3P165		IN-04.02	RAD Lab		GRA.14	GRA.16	
3P167		TC	IN-03.01	3P167		IN-04.02	TC		GRA.14	GRA.16	
3P168		LAB 15	IN-03.01	3P168					GRA.14		
3P168A		LAB 15 ENTRY	IN-03.01	3P168A		IN-04.02	Lab 15		GRA.14	GRA.16	
3P169		ACID STOR	IN-03.01	3P169		IN-04.02	Acid Storage		GRA.14	GRA.16	
3P171		FLAM STOR	IN-03.01	3P171		IN-04.02	Flammable Storage		GRA.14	GRA.16	
3P173		ELEC	IN-03.01	3P173					GRA.14		
3P200		HS	IN-03.01	3P200					GRA.14		
3P201		HS	IN-03.01	3P201					GRA.14		
LEVEL 4											
4-STP-1	2	STAIR	IN-09.07	 STAIR					GRA.21		
4-STP-1	3	STAIR	IN-01.11						GRA.12		
4-STP-1	4	STAIR	IN-13	 Stair					GRA.23		

RESEARCH											
Number	Location	Name	Sign Type 1	Message 1		Sign Type 2	Message 2		Sheet Number 1	Sheet Number 2	Notes
4-STP-1		STAIR	IN-09.07	 STAIR		IN-01.11	STAIR STP-1 ROOF ACCESS 4 ↓ EXIT DOWN TO FLOOR 1 1 THROUGH 5		GRA.21	GRA.12	
4-STP-2	2	STAIR	IN-13	 Stair					GRA.23		
4-STP-2		STAIR	IN-09.07	 STAIR		IN-01.11	STAIR STP-2 NO ROOF ACCESS 4 ↓ EXIT DOWN TO FLOOR 1 1 THROUGH 5		GRA.21	GRA.12	
4.5-STP-1		STAIR	IN-09.07	 STAIR		IN-01.11	STAIR STP-1 ROOF ACCESS 4.5 ↓ EXIT DOWN TO FLOOR 1 1 THROUGH 5		GRA.21	GRA.12	
4.5P-C20	1		IN-01.04	(elevator call button)					GRA.10		
4.5P-C20	2		IN-01.01.03	(small emergency exit plan)					GRA.09		
4.5P200		RCO	IN-03.01	4.5P200		IN-04.02	RCO		GRA.14	GRA.16	
4P-C01	1	ELEV	IN-17.05	(floor directory)					GRA.27		
4P-C01	2		IN-01.04	(elevator call button)					GRA.10		
4P-C01	3		IN-01.01.03	(small emergency exit plan)					GRA.09		
4P-C01	4	STAIR	IN-13	 Stair					GRA.23		
4P-C20	1		IN-01.04	(elevator call button)					GRA.10		
4P-C20	2		IN-01.01.03	(small emergency exit plan)					GRA.09		
4P100		RECPT	IN-19.01	Reception					GRA.28		
4P100A		UNASSIGNED	IN-03.01	4P100A					GRA.14		
4P101		REC + W	IN-19.01	Reception					GRA.28		
4P101A		HS	IN-03.01	4P101A					GRA.14		
4P102	2	TL	IN-13	 Restroom					GRA.23		




RESEARCH											
Number	Location	Name	Sign Type 1	Message 1		Sign Type 2	Message 2		Sheet Number 1	Sheet Number 2	Notes
4P102		TL	IN-09.02						GRA.20		
4P102A		HS	IN-03.01	4P102A					GRA.14		
4P103		TEL / DATA	IN-03.01	4P103					GRA.14		
4P103A		HS	IN-03.01	4P103A					GRA.14		
4P104		TL	IN-09.01	 RESTROOM					GRA.20		
4P105A		HS	IN-03.01	4P105A					GRA.14		
4P106A		UNAS	IN-03.01	4P106A					GRA.14		
4P113		HK	IN-03.01	4P113		IN-04.02	HAC		GRA.14	GRA.16	
4P115B		ELEC	IN-03.01	4P115B		IN-04.02	Electrical		GRA.14	GRA.16	
4P300		LOUNGE	IN-03.01	4P300		IN-04.02	Lounge		GRA.14	GRA.16	
4P300A		OFF	IN-03.01	4P300A					GRA.14		
4P300B		VET OFF	IN-03.01	4P300B					GRA.14		
4P300C		MEN LOCKER	IN-03.01	4P300C		IN-04.02	Men's Lockers		GRA.14	GRA.16	
4P300F		WOMEN LOCKER	IN-03.01	4P300F		IN-04.02	Women's Lockers		GRA.14	GRA.16	
4P301		ELEC	IN-03.01	4P301		IN-04.02	Electrical		GRA.14	GRA.16	
4P302A		HOLD	IN-03.01	4P302A		IN-04.02	Holding		GRA.14	GRA.16	
4P302B		QUAR HOLD	IN-03.01	4P302B		IN-04.02	Quarantine Hold		GRA.14	GRA.16	
4P302C		DIAG HOLD	IN-03.01	4P302C		IN-04.02	Diagnostic Hold		GRA.14	GRA.16	
4P303		HAZ WASTE STOR	IN-03.01	4P303		IN-04.02	Hazardous Waste		GRA.14	GRA.16	
4P304		SOIL CAGE WASH	IN-03.01	4P304		IN-04.02	Soil Cage Wash		GRA.14	GRA.16	
4P305		CARC WASTE STOR	IN-03.01	4P305		IN-04.02	Waste Storage		GRA.14	GRA.16	



RESEARCH											
Number	Location	Name	Sign Type 1	Message 1		Sign Type 2	Message 2		Sheet Number 1	Sheet Number 2	Notes
4P305A		EQUIP	IN-03.01	4P305A		IN-04.02	Equipment		GRA.14	GRA.16	
4P307		NECRO	IN-03.01	4P307		IN-04.02	Necro		GRA.14	GRA.16	
4P309		CARC HOLD	IN-03.01	4P309		IN-04.02	Holding		GRA.14	GRA.16	
4P311		WATER SYS	IN-03.01	4P311		IN-04.02	Water		GRA.14	GRA.16	
4P313		ENV HOLD	IN-03.01	4P313		IN-04.02	Enviro Holding		GRA.14	GRA.16	
4P313A		ENVIRO PROC	IN-03.01	4P313A		IN-04.02	Enviro Procedure		GRA.14	GRA.16	
4P314A		CLEAN CAGE	IN-03.01	4P314A		IN-04.02	Clean Cage		GRA.14	GRA.16	
4P314B		FEED & BED STOR	IN-03.01	4P314B		IN-04.02	Feed/Storage		GRA.14	GRA.16	
4P315		UNASSIGNED	IN-03.01	4P315					GRA.14		
4P316		HOLD	IN-03.01	4P316		IN-04.02	Holding		GRA.14	GRA.16	
4P317		HOLD	IN-03.01	4P317		IN-04.02	Holding		GRA.14	GRA.16	
4P318A		X RAY	IN-03.01	4P318A		IN-04.02	X-Ray		GRA.14	GRA.16	
4P318B		GOWN PREP	IN-03.01	4P318B		IN-04.02	Gown Prep		GRA.14	GRA.16	
4P318C		OR	IN-03.01	4P318C		IN-04.02	OR		GRA.14	GRA.16	
4P318D		OR SUP	IN-03.01	4P318D					GRA.14		
4P319		HK	IN-03.01	4P319		IN-04.02	HAC		GRA.14	GRA.16	
4P320A		ISO HOLDING ANTE-ROOM	IN-03.01	4P320A		IN-04.02	ISO Holding		GRA.14	GRA.16	
4P321		TREAT	IN-03.01	4P321		IN-04.02	Treatment Room		GRA.14	GRA.16	
4P322		TREAT	IN-03.01	4P322		IN-04.02	Treatment Room		GRA.14	GRA.16	
4P323		HOLD	IN-03.01	4P323		IN-04.02	Holding		GRA.14	GRA.16	
4P324		HOLD	IN-03.01	4P324		IN-04.02	Holding		GRA.14	GRA.16	

RESEARCH											
Number	Location	Name	Sign Type 1	Message 1		Sign Type 2	Message 2		Sheet Number 1	Sheet Number 2	Notes
4P327		HOLD	IN-03.01	4P327		IN-04.02	Holding		GRA.14	GRA.16	
4P329		TREAT	IN-03.01	4P329		IN-04.02	Treatment Room		GRA.14	GRA.16	
4P331		HOLD RABBIT	IN-03.01	4P331		IN-04.02	Rabbit Holding		GRA.14	GRA.16	
4P333		TREAT	IN-03.01	4P333		IN-04.02	Treatment Room		GRA.14	GRA.16	
4P335		HOLD RABBIT	IN-03.01	4P335		IN-04.02	Rabbit Holding		GRA.14	GRA.16	
LEVEL 5											
5-STP-1		STAIR	IN-09.07	 STAIR		IN-01.11	STAIR STP-1 ROOF ACCESS 5 ↓ EXIT DOWN TO FLOOR 1 1 THROUGH 5		GRA.21	GRA.12	
5-STP-2		STAIR	IN-09.07	 STAIR		IN-01.11	STAIR STP-2 NO ROOF ACCESS 5 ↓ EXIT DOWN TO FLOOR 1 1 THROUGH 5		GRA.21	GRA.12	
5P-C01	1		IN-01.01.03	(small emergency exit plan)					GRA.09		
5P-C01	2		IN-01.04	(elevator call button)					GRA.10		
5P100	2	ELEC SW GEAR	IN-03.01	5P100					GRA.14		
5P100		ELEC SW GEAR	IN-03.01	5P100					GRA.14		
5P101		EMER ELEC	IN-03.01	5P101		IN-04.02	Emergency Electrical		GRA.14	GRA.16	
5P102		Mech Pent	IN-03.01	5P102					GRA.14		
5P102A		VEST	IN-09.07	 STAIR					GRA.21		
5P201		MECH MEZZ	IN-03.01	5P201					GRA.14		
5P202		ELEV MACH ROOM	IN-03.01	5P202					GRA.14		

PAN AM											
Number	Location	Name	Sign Type 1	Message 1		Sign Type 2	Message 2		Sheet Number 1	Sheet Number 2	Notes
LEVEL 1	PAN AM										
1-STQ-1	1		IN-09.07	 STAIR					GRA.21		
1-STQ-1	2		IN-01.11	STAIR STQ-1 ROOF ACCESS 1 EXIT THIS LEVEL 1 THROUGH 5					GRA.12		
1-STQ-2	1		IN-09.07	 STAIR					GRA.21		
1-STQ-2	2		IN-01.11	STAIR STQ-2 ROOF ACCESS 1 EXIT THIS LEVEL 1 THROUGH 5					GRA.12		
1-STQ-3	1	COOR	IN-09.07	 STAIR					GRA.21		
1-STQ-3	2		IN-01.11	STAIR STQ-3 NO ROOF ACCESS 1 EXIT THIS LEVEL B THROUGH 1					GRA.12		
1-STQ-3	3	COOR	IN-13	 Stair					GRA.23		
1-STQ-4	2		IN-01.11	STAIR STQ-3 NO ROOF ACCESS 1 EXIT THIS LEVEL B THROUGH 1					GRA.12		
1-STQ-4	2	CORR	IN-09.07	 STAIR					GRA.21		
1-STQ-4	3	CORR	IN-13	 Stair					GRA.23		
1Q-C03	1	CORR	IN-13	 Restroom					GRA.23		
1Q-C03	2	CORR	IN-13	 Restroom					GRA.23		
1Q-C03	3	CORR	IN-14.04	(wall mounted directional)					Standard Interior		



PAN AM											
Number	Location	Name	Sign Type 1	Message 1		Sign Type 2	Message 2		Sheet Number 1	Sheet Number 2	Notes
1Q-C03	4	CORR	IN-14.04	(wall mounted directional)					Standard Interior		
1Q-C04	1	CORR	IN-13	(wall mounted directional)					GRA.23		
1Q-C05	1	CORR	IN-13	(wall mounted directional)					GRA.23		
1Q100		SIM LAB	IN-03.01	1Q100		IN-04.02	Simulation Lab		GRA.14	GRA.16	
1Q101		LVSR	IN-03.01	1Q101					GRA.14		
1Q102		CLASSROOM	IN-03.01	1Q102		IN-07.02	Classroom		GRA.14	GRA.19	
1Q103		TELECOM DEMARCATION	IN-03.01	1Q103					GRA.14		
1Q104		CLASSROOM	IN-03.01	1Q104		IN-07.02	Classroom		GRA.14	GRA.19	
1Q105		MANAGER	IN-03.01	1Q105					GRA.14		
1Q106		SUPPLIES	IN-03.01	1Q106		IN-04.02	Supplies		GRA.14	GRA.16	
1Q107		WRKSTN	IN-03.01	1Q107					GRA.14		
1Q108		LOBBY	IN-03.01	1Q108		IN-04.02	(department name)		GRA.14	GRA.16	
1Q108A		SUPERVISOR	IN-03.01-C	1Q108A					GRA.15		
1Q108B		LOAN OFFICER	IN-03.01-C	1Q108B					GRA.15		
1Q109		VAULT	IN-03.01	1Q109					GRA.14		
1Q110		SERVICE WINDOW	IN-03.01	1Q110		IN-04.02	Service Window		GRA.14	GRA.16	
1Q111		ELEC	IN-03.01	1Q111					GRA.14		
1Q111A		EMER ELEC	IN-03.01	1Q111A		IN-04.02	Emergency Electrical		GRA.14	GRA.16	
1Q112		SUPPLIES	IN-03.01	1Q112		IN-04.02	Supplies		GRA.14	GRA.16	
1Q113		FEMALE	IN-09.02	 WOMEN					GRA.20		
1Q114		LIBRARY	IN-03.01	1Q114		IN-04.02	Library		GRA.14	GRA.16	

PAN AM											
Number	Location	Name	Sign Type 1	Message 1		Sign Type 2	Message 2		Sheet Number 1	Sheet Number 2	Notes
1Q114D		ADMIN.	IN-03.01-C	1Q114D					GRA.15		
1Q115		OFFICE	IN-03.01	1Q115					GRA.14		
1Q116		CLASSROOM	IN-03.01	1Q116		IN-07.02	Classroom		GRA.14	GRA.19	
1Q117		CHILLED WATER PUMP	IN-03.01	1Q117					GRA.14		
1Q118		MALE	IN-09.01	 MEN					GRA.20		
1Q119		SUPPLIES	IN-03.01	1Q119		IN-04.02	Supplies		GRA.14	GRA.16	
1Q120		IT SUPPLIES	IN-03.01	1Q120		IN-04.02	IT Supplies		GRA.14	GRA.16	
1Q121		IT CLASSRM	IN-03.01	1Q121		IN-07.02	Classroom		GRA.14	GRA.19	
1Q122		IT CLASSRM	IN-03.01	1Q122		IN-07.02	Classroom		GRA.14	GRA.19	
1Q123A		ASST./ WAITING	IN-03.01	1Q123A					GRA.14		
1Q123B		ACOS	IN-03.01	1Q123B					GRA.14		
1Q124		MECHANICAL	IN-03.01	1Q124					GRA.14		
1Q125		CAFE	IN-03.01	1Q125		IN-04.02	Café		GRA.14	GRA.16	
1Q126		ELEC./AV	IN-03.01	1Q126					GRA.14		
1Q127		ATM	IN-13	ATM					GRA.23		
1Q128		FEMALE	IN-09.02	 WOMEN					GRA.20		
1Q129		PANTRY	IN-03.01	1Q129		IN-04.02	Pantry		GRA.14	GRA.16	
1Q130		CONF	IN-03.01	1Q130		IN-07.02	Conference Room		GRA.14	GRA.19	
1Q131		HK	IN-03.01	1Q131		IN-04.02	HAC		GRA.14	GRA.16	
1Q132		CONF	IN-03.01	1Q132		IN-07.02	Conference Room		GRA.14	GRA.19	
1Q133		MALE	IN-09.01	 MEN					GRA.20		


PAN AM											
Number	Location	Name	Sign Type 1	Message 1		Sign Type 2	Message 2		Sheet Number 1	Sheet Number 2	Notes
1Q135		CONF	IN-03.01	1Q135		IN-07.02	Conference Room		GRA.14	GRA.19	
1Q136	2	AUDITORIUM	IN-03.01	1Q136					GRA.14		
1Q136	2	AUDITORIUM	IN-04.01	Auditorium					Standard Interior		
1Q136	3	AUDITORIUM	IN-03.01	1Q136					GRA.14		
1Q136	3	AUDITORIUM	IN-04.02	Auditorium					GRA.16		
1Q136	4	AUDITORIUM	IN-03.01	1Q136					GRA.14		
1Q136	4	AUDITORIUM	IN-04.02	Auditorium					GRA.16		
1Q136		AUDITORIUM	IN-03.01	1Q136		IN-04.02	Auditorium		GRA.14	GRA.16	
1Q137		CONF	IN-03.01	1Q137		IN-07.02	Conference Room		GRA.14	GRA.19	
1Q139	2		IN-02.03	(no weapons)					GRA.13		
1Q139		LOBBY	IN-02.01	(consent to inspection)		IN-02.02	(no smoking)		GRA.13	GRA.13	
1Q139A	2	ELEV LOBBY	IN-17.05	(large floor directory)					GRA.27		
1Q139A	3	ELEV LOBBY	IN-01.01.03	(small emergency exit plan)					GRA.09		
1Q139A	3	ELEV LOBBY	IN-01.04	(elevator call button)					GRA.10		
1Q139A		ELEV LOBBY	IN-01.01.03	(small emergency exit plan)		IN-01.04	(elevator call button)		GRA.09	GRA.10	
1Q140		TELECOM	IN-03.01	1Q140					GRA.14		
1Q141		CAFE WRKRM	IN-03.01	1Q141					GRA.14		
1Q144		CHAIRS	IN-03.01	1Q144		IN-04.02	Chair Storage		GRA.14	GRA.16	
LEVEL 2											
2-STQ-1	1	CORR	IN-09.07	 STAIR					GRA.21		
2-STQ-1	2	CORR	IN-13	 Restroom					GRA.23		

PAN AM											
Number	Location	Name	Sign Type 1	Message 1		Sign Type 2	Message 2		Sheet Number 1	Sheet Number 2	Notes
2-STQ-1	3		IN-01.11	STAIR STQ-1 ROOF ACCESS 2 ↓ EXIT DOWN TO FLOOR 1 1 THROUGH 5					GRA.12		
2-STQ-1	4		IN-01.11	STAIR STQ-1 ROOF ACCESS 2 ↓ EXIT DOWN TO FLOOR 1 1 THROUGH 5					GRA.12		
2-STQ-2	1		IN-09.07	STAIR					GRA.21		
2-STQ-2	2		IN-01.11	STAIR STQ-2 ROOF ACCESS 2 ↓ EXIT DOWN TO FLOOR 1 1 THROUGH 5					GRA.12		
2-STQ-2	3	CORR	IN-13	Stair					GRA.23		
2Q-C01	1	CORR	IN-13	Elevator					GRA.23		
2Q-C03	1	CORR	IN-13	Restroom					GRA.23		
2Q-C03	2	CORR	IN-13	Elevator					GRA.23		
2Q100		PA OFFICER	IN-03.01	2Q100					GRA.14		
2Q101	2	CENTRAL COPY CNTR	IN-03.01	2Q101					GRA.14		
2Q101	2	CENTRAL COPY CNTR	IN-04.02	Central Copy Center					GRA.16		
2Q101		CENTRAL COPY CNTR	IN-03.01	2Q101		IN-04.02	Central Copy Center		GRA.14	GRA.16	
2Q102		DEPUTY PAO	IN-03.01	2Q102					GRA.14		
2Q103	2	ILLSTN PREP	IN-03.01	2Q103					GRA.14		
2Q103	2	ILLSTN PREP	IN-04.02	Illustration Prep					GRA.16		

PAN AM											
Number	Location	Name	Sign Type 1	Message 1		Sign Type 2	Message 2		Sheet Number 1	Sheet Number 2	Notes
2Q103		ILLSTN PREP	IN-03.01	2Q103		IN-04.02	Illustration Prep		GRA.14	GRA.16	
2Q103A		ILL WKRM (2)	IN-03.01	2Q103A		IN-04.02	Work Room		GRA.14	GRA.16	
2Q104		DEPUTY PAO	IN-03.01	2Q104					GRA.14		
2Q105		ELEC	IN-03.01	2Q105					GRA.14		
2Q106		LOUNGE	IN-03.01	2Q106		IN-04.02	Lounge		GRA.14	GRA.16	
2Q107		EMER ELEC	IN-03.01	2Q107					GRA.14		
2Q108		CLERICAL (2)	IN-03.01-C	2Q108					GRA.15		Qty 2
2Q109		PHOTO/ DIGITAL EDIT/ PRINT	IN-03.01	2Q109		IN-04.02	Photo Editing		GRA.14	GRA.16	
2Q111		FEMALE	IN-09.02	 WOMEN					GRA.20		
2Q112		LVSR	IN-03.01	2Q112					GRA.14		
2Q112A		TELECOM	IN-03.01	2Q112A					GRA.14		
2Q113		MALE	IN-09.01	 MEN					GRA.20		
2Q114		HK	IN-03.01	2Q114		IN-04.02	HAC		GRA.14	GRA.16	
2Q115		CHIEF	IN-03.01	2Q115					GRA.14		
2Q116		VIDEO CONF	IN-03.01	2Q116		IN-07.02	Conference Room		GRA.14	GRA.19	
2Q118		VIDEO CONF	IN-03.01	2Q118		IN-07.02	Conference Room		GRA.14	GRA.19	
2Q119		CHANGING	IN-03.01	2Q119		IN-04.02	Changing Room		GRA.14	GRA.16	
2Q121		AV STOR/ CHECK OUT	IN-03.01	2Q121		IN-04.02	AV Storage		GRA.14	GRA.16	
2Q122		CONFERENCE	IN-03.01	2Q122		IN-07.02	Conference Room		GRA.14	GRA.19	
2Q123		TECH WKRM	IN-03.01	2Q123					GRA.14		
2Q124	2	LOBBY	IN-17.05	floor directory)					GRA.27		
2Q124	3	LOBBY	IN-01.01.03	(small emergency exit plan)					GRA.09		

PAN AM											
Number	Location	Name	Sign Type 1	Message 1		Sign Type 2	Message 2		Sheet Number 1	Sheet Number 2	Notes
2Q124	3	LOBBY	IN-01.04	(elevator call button)					GRA.10		
2Q124		LOBBY	IN-01.01.03	(small emergency exit plan)		IN-01.04	(elevator call button)		GRA.09	GRA.10	
2Q126		DLO	IN-03.01	2Q126					GRA.14		
2Q127		VIDEO EDT	IN-03.01	2Q127		IN-04.02	Video Editing		GRA.14	GRA.16	
2Q128		WKRM	IN-03.01	2Q128		IN-04.02	Work Room		GRA.14	GRA.16	
2Q129		MMS/MMEC SUPPLIES	IN-03.01	2Q129		IN-04.02	MMS Supplies		GRA.14	GRA.16	
2Q130		SAFE PAT HANDL	IN-03.01	2Q130					GRA.14		
2Q131		PHOTO/VIDEO STUDIO	IN-03.01	2Q131		IN-04.02	Studio		GRA.14	GRA.16	
2Q133		PAPER	IN-03.01	2Q133		IN-04.02	Paper		GRA.14	GRA.16	
2Q134		WELL ADMIN	IN-03.01	2Q134					GRA.14		
2Q135	2	RECYCLE	IN-03.01	2Q135					GRA.14		
2Q135	2	RECYCLE	IN-04.02	Recycle					GRA.16		
2Q135		RECYCLE	IN-03.01	2Q135		IN-04.02	Recycling		GRA.14	GRA.16	
2Q136		WFD COORD	IN-03.01	2Q136					GRA.14		
2Q138		WFD INSTR (6)	IN-03.01	2Q138		IN-04.02	WFD		GRA.14	GRA.16	
LEVEL 3											
3-STQ-1	1		IN-09.07	 STAIR					GRA.21		
3-STQ-1	2		IN-13	 Stair					GRA.23		
3-STQ-1	3		IN-01.11	STAIR STQ-1 ROOF ACCESS 3 ↓ EXIT DOWN TO FLOOR 1 1 THROUGH 5					GRA.12		

PAN AM											
Number	Location	Name	Sign Type 1	Message 1		Sign Type 2	Message 2		Sheet Number 1	Sheet Number 2	Notes
3-STQ-1	4		IN-01.11	STAIR STQ-1 ROOF ACCESS 3 ↓ EXIT DOWN TO FLOOR 1 1 THROUGH 5					GRA.12		
3-STQ-2	1		IN-09.07	STAIR					GRA.21		
3-STQ-2	2		IN-01.11	STAIR STQ-2 ROOF ACCESS 3 ↓ EXIT DOWN TO FLOOR 1 1 THROUGH 5					GRA.12		
3-STQ-2	3		IN-13	Elevator					GRA.23		
3Q-C01	1	CORR	IN-13	Elevator					GRA.23		
3Q-C02	1	CORR	IN-13	Restroom					GRA.23		
3Q-C02	2	CORR	IN-13	Restroom					GRA.23		
3Q100		SPRVSR	IN-03.01	3Q100					GRA.14		
3Q101A		NURSE	IN-03.01	3Q101A					GRA.14		
3Q101B		SOILED UTILITY	IN-03.01	3Q101B		IN-04.02	Soiled Utility		GRA.14	GRA.16	
3Q101C		CLEAN	IN-03.01	3Q101C		IN-04.02	Clean Utility		GRA.14	GRA.16	
3Q101D		T	IN-09.03	RESTROOM					GRA.20		
3Q101E		EMER ELEC	IN-03.01	3Q101E					GRA.14		
3Q101F		ELEC	IN-03.01	3Q101F					GRA.14		
3Q101H		EXAM 1	IN-03.01	3Q101H		IN-04.02	Exam 1		GRA.14	GRA.16	
3Q101J		EXAM 2	IN-03.01	3Q101J		IN-04.02	Exam 2		GRA.14	GRA.16	
3Q101K		NURSE	IN-03.01	3Q101K					GRA.14		

PAN AM											
Number	Location	Name	Sign Type 1	Message 1		Sign Type 2	Message 2		Sheet Number 1	Sheet Number 2	Notes
3Q101L		FILES	IN-03.01	3Q101L		IN-04.02	File Room		GRA.14	GRA.16	
3Q102		SUPRVSR	IN-03.01	3Q102					GRA.14		
3Q103	2	EAP	IN-03.01	3Q103					GRA.14		
3Q103	2	EAP	IN-04.02	EAP		IN-04.02	EAP		GRA.16	GRA.16	
3Q103		EAP	IN-03.01	3Q103					GRA.14		
3Q104		PRSNL MGMT	IN-03.01	3Q104					GRA.14		
3Q105		FEMALE	IN-09.02	 WOMEN					GRA.20		
3Q106		WKRM	IN-03.01	3Q106		IN-04.02	Work Room		GRA.14	GRA.16	
3Q107		MALE	IN-09.01	 MEN					GRA.20		
3Q108		PRSNL MGMT	IN-03.01	3Q108					GRA.14		
3Q109		UNION PRES	IN-03.01	3Q109					GRA.14		
3Q110		FILE AREA	IN-03.01	3Q110		IN-04.02	File Room		GRA.14	GRA.16	
3Q111		RECPT	IN-03.01	3Q111					GRA.14		
3Q112		PRSNL MGMT	IN-03.01	3Q112					GRA.14		
3Q113		CONF	IN-03.01	3Q113		IN-07.02	Conference Room		GRA.14	GRA.19	
3Q114		LOUNGE	IN-03.01	3Q114		IN-04.02	Lounge		GRA.14	GRA.16	
3Q115		RECPT	IN-03.01	3Q115					GRA.14		
3Q116		PRSNL MGMT	IN-03.01	3Q116					GRA.14		
3Q117		UNION PRES	IN-03.01	3Q117					GRA.14		
3Q118		LVSR	IN-03.01	3Q118					GRA.14		
3Q118A		TELECOM	IN-03.01	3Q118A					GRA.14		

PAN AM											
Number	Location	Name	Sign Type 1	Message 1		Sign Type 2	Message 2		Sheet Number 1	Sheet Number 2	Notes
3Q119		PRSNL MGMT	IN-03.01	3Q119					GRA.14		
3Q120		HK	IN-03.01	3Q120		IN-04.02	HAC		GRA.14	GRA.16	
3Q121		PRSNL MGMT	IN-03.01	3Q121					GRA.14		
3Q122		PRSNL MGMT	IN-03.01	3Q122					GRA.14		
3Q123		PRSNL MGMT	IN-03.01	3Q123					GRA.14		
3Q124		PRSNL MGMT	IN-03.01	3Q124					GRA.14		
3Q125	2	EMER ELEC	IN-03.01	3Q125					GRA.14		
3Q125	2	EMER ELEC	IN-04.02	Emergency Electrical					GRA.16		
3Q125		EMER ELEC	IN-03.01	3Q125		IN-04.02	Emergency Electrical		GRA.14	GRA.16	
3Q126		CONF	IN-03.01	3Q126		IN-07.02	Conference Room		GRA.14	GRA.19	
3Q127		PRSNL MGMT	IN-03.01	3Q127					GRA.14		
3Q129		PRSNL MGMT	IN-03.01	3Q129					GRA.14		
3Q130	2	LOBBY	IN-17.05	(floor directory)					GRA.27		
3Q130	3	LOBBY	IN-01.01.03	(small emergency exit plan)					GRA.09		
3Q130	3	LOBBY	IN-01.04	(elevator call button)					GRA.10		
3Q130		LOBBY	IN-01.01.03	(small emergency exit plan)		IN-01.04	(elevator call button)		GRA.09	GRA.10	
3Q131		PRSNL MGMT	IN-03.01	3Q131					GRA.14		
3Q132		FINGRPRNT MACH	IN-03.01	3Q132		IN-04.02	Fingerprinting		GRA.14	GRA.16	
3Q134		ASST CHIEF	IN-03.01	3Q134					GRA.14		
3Q138		CHIEF	IN-03.01	3Q138					GRA.14		
3Q140			IN-03.01-C	3Q140					GRA.15		Qty 6
3Q140A			IN-03.01-C	3Q140					GRA.15		Qty 6
3Q142		PRSNL MGMT	IN-03.01	3Q142					GRA.14		

PAN AM											
Number	Location	Name	Sign Type 1	Message 1		Sign Type 2	Message 2		Sheet Number 1	Sheet Number 2	Notes
3Q143		FILE AREA	IN-03.01	3Q143		IN-04.02	File Room		GRA.14	GRA.16	
3Q144		PRSNL MGMT	IN-03.01	3Q144					GRA.14		
3Q146		PRSNL MGMT	IN-03.01	3Q146					GRA.14		
LEVEL 4											
4-STQ-1	1	CORR	IN-09.07	STAIR					GRA.21		
4-STQ-1	2		IN-13	Stair					GRA.23		
4-STQ-1	3		IN-01.11	STAIR STQ-1 ROOF ACCESS 4 ↓ EXIT DOWN TO FLOOR 1 1 THROUGH 5					GRA.12		
4-STQ-2	1	CORR	IN-09.07	STAIR					GRA.21		
4-STQ-2	2		IN-01.11	STAIR STQ-2 ROOF ACCESS 4 ↓ EXIT DOWN TO FLOOR 1 1 THROUGH 5					GRA.12		
4-STQ-2	3		IN-13	Stair					GRA.23		
4-STQ-2	4		IN-01.11	STAIR STQ-2 ROOF ACCESS 4 ↓ EXIT DOWN TO FLOOR 1 1 THROUGH 5					GRA.12		
4Q-C01	1	CORR	IN-13	Restroom					GRA.23		
4Q-C03	1	CORR	IN-13	Elevator					GRA.23		
4Q-C03	2	CORR	IN-13	Restroom					GRA.23		
4Q100		INFCT CONTROL MNGRS (2)	IN-03.01	4Q100					GRA.14		

RFI 01955: 4th
Floor Message
Schedule Changes

PAN AM											
Number	Location	Name	Sign Type 1	Message 1		Sign Type 2	Message 2		Sheet Number 1	Sheet Number 2	Notes
4Q101A		PRLGL	IN-03.01	4Q101A					GRA.14		
4Q101B		WKRM	IN-03.01	4Q101B		IN-04.02	Work Room		GRA.14	GRA.16	
4Q101C		CNSLR	IN-03.01	4Q101C					GRA.14		
4Q101D		SUPPLIES	IN-03.01	4Q101D		IN-04.02	Supplies		GRA.14	GRA.16	
4Q101F		CNSLR	IN-03.01	4Q101F					GRA.14		
4Q101G		CNSLR	IN-03.01	4Q101G					GRA.14		
4Q101H		CNSLR	IN-03.01	4Q101H					GRA.14		
4Q101J		CNSLR	IN-03.01	4Q101J					GRA.14		
4Q102		ASST QM	IN-03.01	4Q102					GRA.14		
4Q103		CONF	IN-03.01	4Q103		IN-07.02	Conference Room		GRA.14	GRA.19	
4Q104		QM ADMIN	IN-03.01	4Q104					GRA.14		
4Q106		ACOS QM	IN-03.01	4Q106					GRA.14		
4Q107		ELEC	IN-03.01	4Q107					GRA.14		
4Q108		BREAK	IN-03.01	4Q108		IN-04.02	Break Room		GRA.14	GRA.16	
4Q109		EEO HEARING ROOM	IN-03.01	4Q109		IN-07.02	Conference Room		GRA.14	GRA.19	
4Q110		PSA	IN-03.01-C	4Q110					GRA.15		
4Q111		FEMALE	IN-09.02	 WOMEN					GRA.20		
4Q112		LVSR	IN-03.01	4Q112					GRA.14		
4Q112A		TELECOM	IN-03.01	4Q112A					GRA.14		
4Q113		MALE	IN-09.01	 MEN					GRA.20		
4Q114		HK	IN-03.01	4Q114		IN-04.02	HAC		GRA.14	GRA.16	

RFI 01955: 4th
Floor Message
Schedule Changes


PAN AM											
Number	Location	Name	Sign Type 1	Message 1		Sign Type 2	Message 2		Sheet Number 1	Sheet Number 2	Notes
4Q116		ANALYST	IN-03.01-C	4Q116					GRA.15		
4Q117		EEO OFFICE	IN-03.01	4Q117					GRA.14		
4Q118		RISK MNGR	IN-03.01	4Q118					GRA.14		
4Q119		EEO SCTRY/ WAITING	IN-03.01	4Q119					GRA.14		
4Q120		WKRM	IN-03.01	4Q120		IN-04.02	Work Room		GRA.14	GRA.16	
4Q121		CONF	IN-03.01	4Q121		IN-07.02	Conference Room		GRA.14	GRA.19	
4Q122		ANALYST	IN-03.01-C	4Q122					GRA.15		
4Q123		LIBRARY/STRG	IN-03.01	4Q123		IN-04.02	Library Storage		GRA.14	GRA.16	
4Q124		ACRDTN COORD	IN-03.01	4Q124					GRA.14		
4Q125		TECH	IN-03.01	4Q125					GRA.14		
4Q127		TECH	IN-03.01	4Q127					GRA.14		
4Q128	2	LOBBY	IN-17.05	(floor directory)					GRA.27		
4Q128	3	LOBBY	IN-01.01.03	(small emergency exit plan)					GRA.09		
4Q128	3	LOBBY	IN-01.04	(elevator call button)					GRA.10		
4Q128		LOBBY	IN-01.01.03	(small emergency exit plan)		IN-01.04	(elevator call button)		GRA.09	GRA.10	
4Q129		TECH	IN-03.01	4Q129					GRA.14		
4Q130		CRDNTL	IN-03.01-C	4Q130					GRA.15		Qty 4
4Q130B		CRDNTL MNGR	IN-03.01	4Q130B					GRA.14		
4Q131	2	SWITCH GEAR	IN-03.01	4Q131					GRA.14		
4Q131	2	SWITCH GEAR	IN-04.02	Switch Gear					GRA.16		
4Q131		SWITCH GEAR	IN-03.01	4Q131		IN-04.02	Switch Gear		GRA.14	GRA.16	
4Q132		WKRM	IN-03.01	4Q132		IN-04.02	Work Room		GRA.14	GRA.16	
4Q133		TECH	IN-03.01	4Q133					GRA.14		

RFI 01955: 4th
Floor Message
Schedule Changes

PAN AM											
Number	Location	Name	Sign Type 1	Message 1		Sign Type 2	Message 2		Sheet Number 1	Sheet Number 2	Notes
4Q134		PTNT SAFETY	IN-03.01	4Q134					GRA.14		
4Q136		FILES	IN-03.01	4Q136		IN-04.02	File Room		GRA.14	GRA.16	
4Q137		SUPPLIES	IN-03.01	4Q137		IN-04.02	Supplies		GRA.14	GRA.16	
4Q138		PTNT SAFETY	IN-03.01	4Q138					GRA.14		
4Q139		SFTY CHEIF	IN-03.01	4Q139					GRA.14		
4Q140		ANALYST	IN-03.01-C	4Q140					GRA.15		
4Q141		OFFICE	IN-03.01	4Q141					GRA.14		
4Q142			IN-03.01-C	4Q142					GRA.15		Qty 4
4Q144		INFMTC MNGR	IN-03.01	4Q144					GRA.14		
LEVEL 5											
5-STQ-1	1	CORR	IN-09.07	STAIR					GRA.21		
5-STQ-1	2	CORR	IN-13	Stair					GRA.23		
5-STQ-1	3		IN-01.11	STAIR STQ-1 ROOF ACCESS 5 ↓ EXIT DOWN TO FLOOR 1 1 THROUGH 5					GRA.12		
5-STQ-1	4		IN-01.11	STAIR STQ-2 ROOF ACCESS 5 ↓ EXIT DOWN TO FLOOR 1 1 THROUGH 5					GRA.12		
5-STQ-2	1	CORR	IN-09.07	STAIR					GRA.21		

RFI 01955: 4th
Floor Message
Schedule Changes

PAN AM											
Number	Location	Name	Sign Type 1	Message 1		Sign Type 2	Message 2		Sheet Number 1	Sheet Number 2	Notes
5-STQ-2	2		IN-01.11	STAIR STQ-2 ROOF ACCESS 5 ↓ EXIT DOWN TO FLOOR 1 1 THROUGH 5					GRA.12		
5-STQ-2	3	CORR	IN-13	Stair					GRA.23		
5Q-C01	1	CORR	IN-13	Elevator					GRA.23		
5Q-C03A	1	CORR	IN-13	Restroom					GRA.23		
5Q100A		SUPPLIES	IN-03.01	5Q100A		IN-04.02	Supplies		GRA.14	GRA.16	
5Q100B		SRVG	IN-03.01	5Q100B		IN-04.02	SRVG		GRA.14	GRA.16	
5Q101	2	CONF	IN-03.01	5Q101					GRA.14		
5Q101	2	CONF	IN-07.02	Conference					GRA.19		
5Q101		CONFERENCE	IN-03.01	5Q101		IN-07.02	Conference Room		GRA.14	GRA.19	
5Q101		CONF	IN-03.01	5Q101		IN-07.02	Conference Room		GRA.14	GRA.19	
5Q102		SYST RDSN	IN-03.01	5Q102					GRA.14		
5Q103		BREAK	IN-03.01	5Q103		IN-04.02	Break Room		GRA.14	GRA.16	
5Q104A		TELECOM	IN-03.01	5Q104A					GRA.14		
5Q104B		LVSR	IN-03.01	5Q104B					GRA.14		
5Q105		BSNS CNTR	IN-03.01	5Q105		IN-04.02	Business Center		GRA.14	GRA.16	
5Q106		HK	IN-03.01	5Q106		IN-04.02	HAC		GRA.14	GRA.16	
5Q108		PSA	IN-03.01	5Q108					GRA.14		
5Q109		ELEC	IN-03.01	5Q109					GRA.14		
5Q110		FCLTY PLNR	IN-03.01	5Q110					GRA.14		

PAN AM											
Number	Location	Name	Sign Type 1	Message 1		Sign Type 2	Message 2		Sheet Number 1	Sheet Number 2	Notes
5Q111		OFFICE	IN-03.01	5Q111					GRA.14		
5Q112		ASSOC ADMIN	IN-03.01	5Q112					GRA.14		
5Q113		EMRGY PRPDNS	IN-03.01	5Q113					GRA.14		
5Q114		ASST DRCTR	IN-03.01	5Q114					GRA.14		
5Q115		FEMALE	IN-09.02	 WOMEN					GRA.20		
5Q117		MALE	IN-09.01	 MEN					GRA.20		
5Q119		PSA	IN-03.01-C	5Q119					GRA.15		
5Q120	2	LOBBY	IN-17.05	(floor directory)					GRA.27		
5Q120	3	LOBBY	IN-01.01.03	(small emergency exit plan)					GRA.09		
5Q120	3	LOBBY	IN-01.04	(elevator call button)					GRA.10		
5Q120		LOBBY	IN-01.01.03	(small emergency exit plan)		IN-01.04	(elevator call button)		GRA.09	GRA.10	
5Q121		CSTMTR SERV	IN-03.01	5Q121					GRA.14		
5Q122		NRS SRV	IN-03.01	5Q122					GRA.14		
5Q124		NS ADMIN	IN-03.01	5Q124					GRA.14		
5Q125		DEPUTY COS	IN-03.01	5Q125					GRA.14		
5Q126		TRAINEES (3)	IN-03.01-C	5Q126					GRA.15		Qty 3
5Q127		COS ADMIN	IN-03.01	5Q127					GRA.14		
5Q128		DRCTR ADMIN	IN-03.01	5Q128					GRA.14		
5Q129	2	COS	IN-03.01	5Q129					GRA.14		
5Q129		COS	IN-03.01	5Q129					GRA.14		
5Q131		MECHANICAL	IN-03.01	5Q131					GRA.14		
5Q132		DIRECTOR	IN-03.01	5Q132					GRA.14		
5Q132A		T	IN-09.03	 RESTROOM					GRA.20		

PAN AM											
Number	Location	Name	Sign Type 1	Message 1		Sign Type 2	Message 2		Sheet Number 1	Sheet Number 2	Notes
5Q134		COPY	IN-03.01	5Q134		IN-04.02	Copy Room		GRA.14	GRA.16	
5Q135		PSA	IN-03.01-C	5Q135					GRA.15		
5Q136		CONF	IN-03.01	5Q136		IN-07.02	Conference Room		GRA.14	GRA.19	
5Q138		NE ANALYST	IN-03.01	5Q138					GRA.14		
5Q139		PSA	IN-03.01-C	5Q139					GRA.15		
5Q140		ITAC	IN-03.01-C	5Q140					GRA.15		
5Q141		ASSOC DRCTR	IN-03.01	5Q141					GRA.14		
5Q142		SCTRY	IN-03.01	5Q142					GRA.14		
5Q143		ASSOC ADMIN	IN-03.01	5Q143					GRA.14		
5Q144		ASST CHIEF	IN-03.01	5Q144					GRA.14		
5Q145		FILE/VAULT	IN-03.01	5Q145		IN-04.02	File Room		GRA.14	GRA.16	