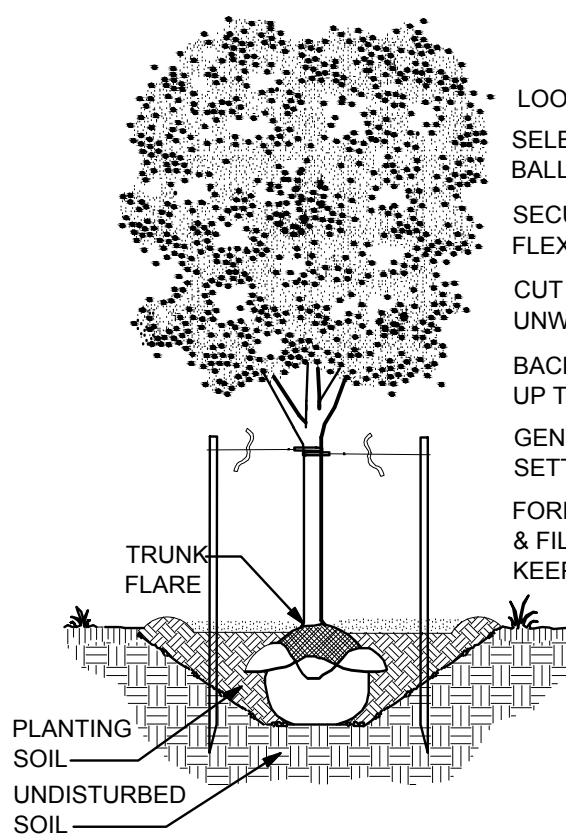


EXISTING TOPSOIL WILL BE STOCKPILED ON SITE FOR DISTRIBUTION BY LANDSCAPE CONTRACTOR
PRIOR TO SPREADING, THE LANDSCAPE CONTRACTOR SHALL CLEAN TOPSOIL OF ROOTS/STONES/FOREIGN MATTER & AMEND W/ SPECIFIED PRODUCTS TO ACHIEVE 6.0 TO 7.0 PH ACTIVITY
LANDSCAPE ARCHITECT SHALL APPROVE FINISHED LAWN GRADE @ UNIFORM, NATURAL SLOPES PRIOR TO THE SEWING OF SEED.
SEED BLEND & APPLICATION PROCEDURES ARE DESCRIBED IN WRITTEN SPECIFICATION
LANDSCAPE CONTRACTOR SHALL ESTABLISH VIGOROUS GROWTH AND MOW & MAINTAIN AS DESCRIBED IN WRITTEN SPECIFICATION.

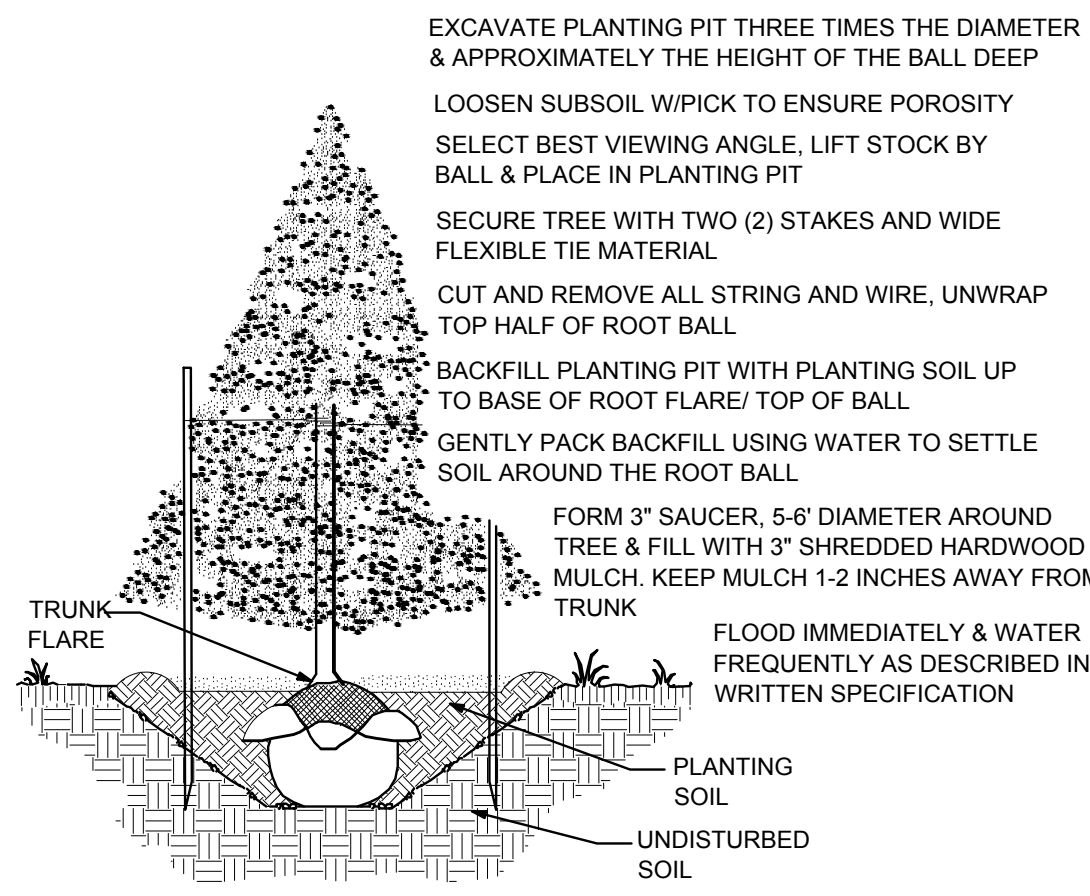
LAWN/TURF SEED PLANTING

NOT TO SCALE



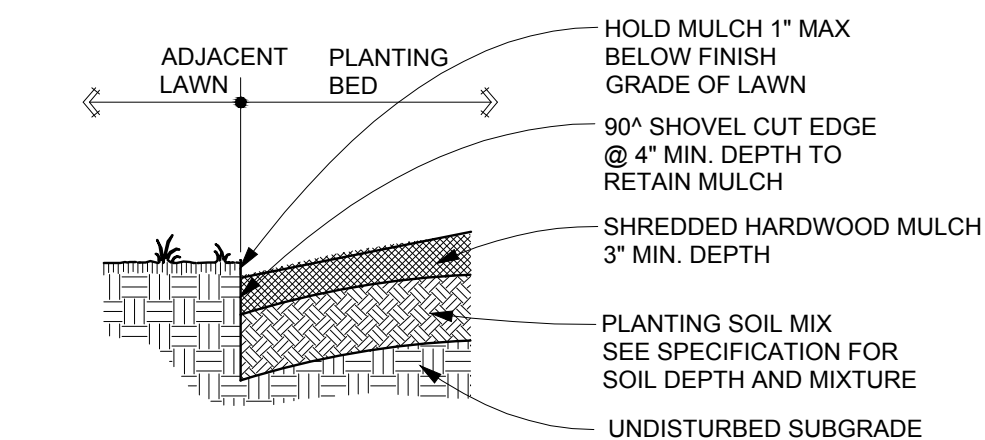
TREE PLANTING DETAIL

NOT TO SCALE



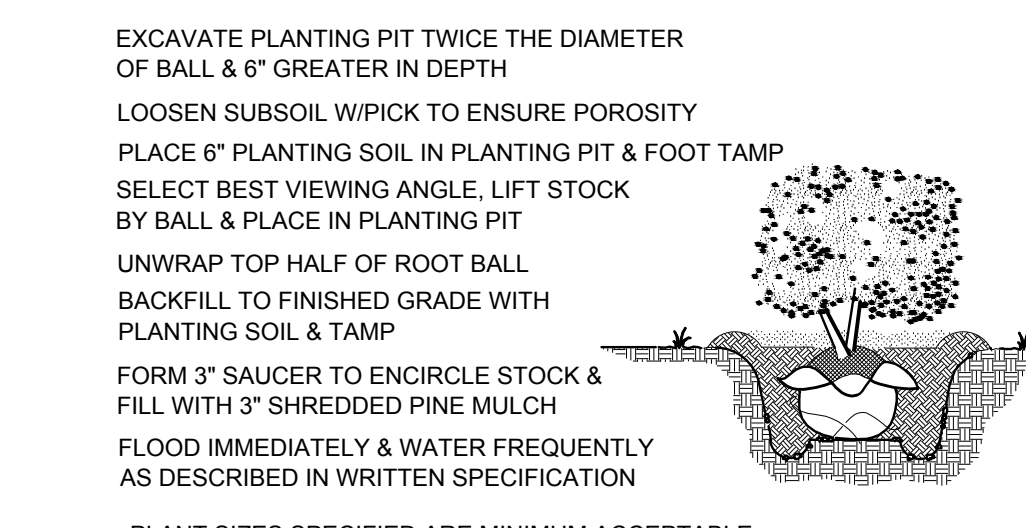
EVERGREEN PLANTING DETAIL

NOT TO SCALE



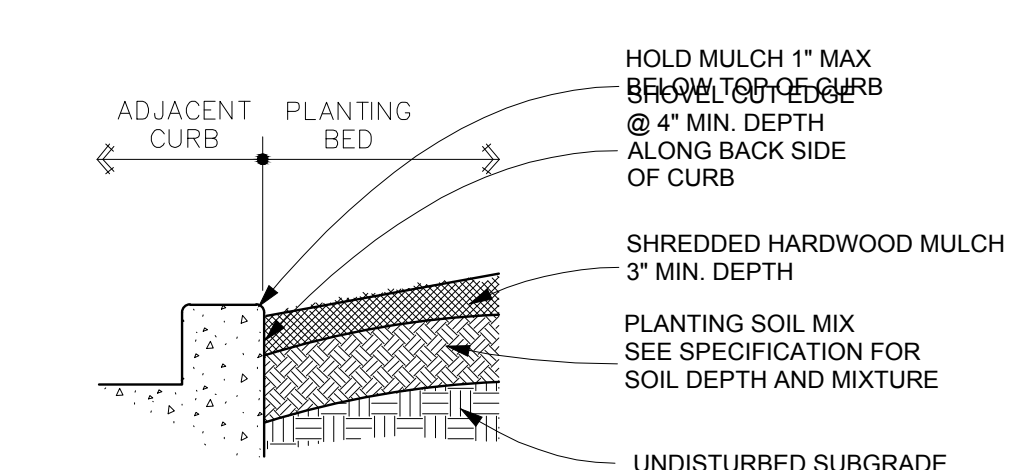
SHOVEL CUT EDGE DETAIL

NOT TO SCALE



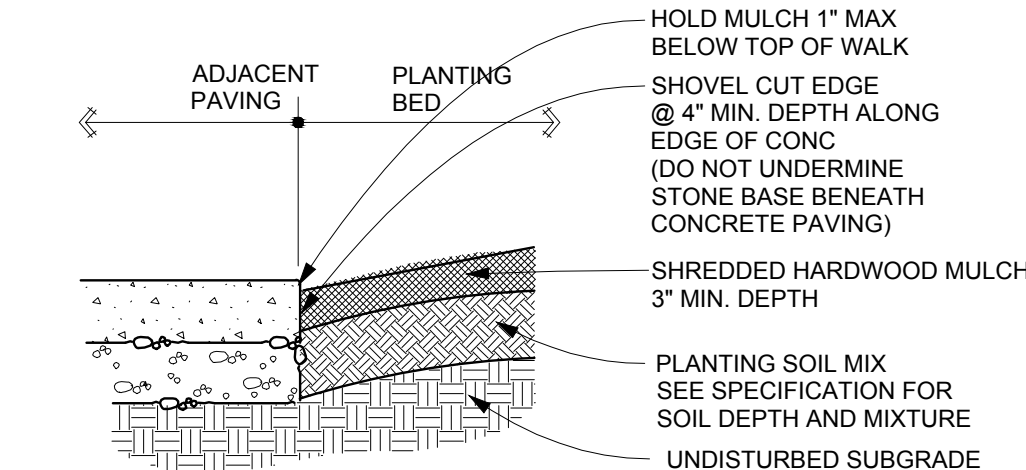
SHRUB PLANTING DETAIL

NOT TO SCALE



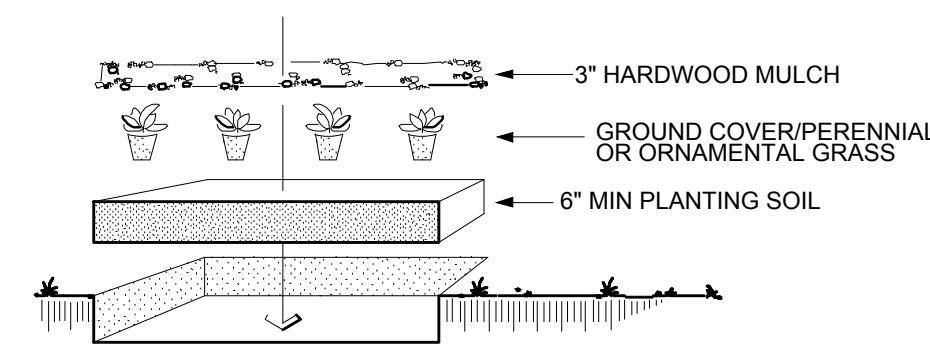
EDGE @ CURB

NOT TO SCALE



EDGE @ PAVING

NOT TO SCALE


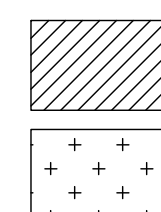


LANDSCAPE CONTRACTOR SHALL IMPORT 6" (MIN) PLANTING SOIL THRU-OUT GROUND COVER/PERENNIAL OR ORNAMENTAL GRASS BED.
GRID & INSET PLANT MATERIAL @ SPACING AS SHOWN PER PLANT MATERIALS SCHEDULE
HAND BROADCAST UNIFORM 3" HARDWOOD MULCH THRU-OUT GROUND COVER/PERENNIAL ORNAMENTAL GRASS BED
FLOOD IMMEDIATELY & WATER FREQUENTLY PER WRITTEN SPECIFICATIONS
PLANT SIZES SPECIFIED ARE MINIMUM ACCEPTABLE

GROUND COVER/ORN. GRASS/ PERENNIAL PLANTING DETAIL

NOT TO SCALE

PLANT LIST					
SYMBOL	BOTANICAL NAME	COMMON NAME	SIZE	SPACING	MATURE SIZE
SHADE TREES					
AFS	Acer x freemanii 'Sienna'	Sienna Glen Maple	2.5' BB	as shown	60'h x 40'w
BNG	Betula nigra	River Birch	14' clump BB	as shown	40'h x 30'w
GTK	Gleditsia triacanthos inermis 'Skyline'	Skyline Honeylocust	2.5' BB	as shown	45'h x 35'w
EVERGREEN TREES					
PGD	Picea glauca var. densata	Black Hills Spruce	8' BB	as shown	20'-40'h x 15'-25'w
TSC	Tsuga canadensis	Canadian Hemlock	8' BB	as shown	25'-45'h x 15'-25'w
ORNAMENTAL TREES					
AGA	Amelanchier x grandiflora 'Autumn Brilliance'	Autumn Brilliance Serviceberry	10'-12'clump BB	as shown	20'h x 15'w
COA	Comus alternifolia	Pagoda Dogwood	9' clump BB	as shown	25'h x 25'w
COM	Comus max 'Golden Glory'	Golden Glory Corneliancherry Dogwood	6' multi-stem	as shown	20'-25'h x 15'w
MGS	Magnolia stellata	Star Magnolia	6'-8' BB	as shown	12'h x 12'w
SRI	Syringa reticulata 'Ivory Silk'	Ivory Silk Japanese Tree Lilac	10'-12'clump BB	as shown	25'h x 20'w
DECIDUOUS SHRUBS					
DVL	Diervilla lonicera	Dwarf Bush honeysuckle	24"	as shown	4'h x 4'w
HAW	Hydrangea Arborescens 'White Dome'	White Dome Hydrangea	30"	as shown	4'-6'h x 4'-5'w
RPJ	Rhododendron 'P.J.M.'	P.J.M. Rhododendron	24"	as shown	4'-6'h x 6'-8'w
SVH	Spirea x vanhouttei	Vanhouttei Spirea	36"	as shown	5'-7'h x 6'-8'w
VCL	Viburnum cerasiifolium	Korean Spice Viburnum	36"	as shown	8'-10'h x 10'-12'w
VLM	Viburnum latana 'Mohican'	Mohican Viburnum	36"	as shown	8'-10'h x 10'-12'w
EVERGREEN SHRUBS					
MBD	Microbiota Decussata	Russian Cypress	5 gal.	as shown	12'h x 4'-8'w
TMT	Taxus x media 'Tauntonii'	Taunton Spreading Yew	24"	as shown	3'-4'h x 4'-6'w
TON	Thuja occidentalis 'Nigra'	Dark Green Arborvitae	6' Hgt.	as shown	20'-28'h x 6'-10'w
TOS	Thuja occidentalis 'Smaragd'	Emerald Arborvitae	5' Hgt.	as shown	15'-18'h x 3'-5'w
PERENNIALS					
HMP	Hemerocallis 'Prairie Blue Eyes'	Prairie Blue Eyes Daylily	1 gal.	as shown	28" h x 24" w
HMS	Hemerocallis 'Strawberry Candy'	Strawberry Candy Daylily	1 gal.	as shown	26" h x 24" w
HBA	Hosta 'Blue Angel'	Blue Angel Hosta	1 gal.	as shown	36" h x 36" w
HGS	Hosta 'Gold Standard'	Gold Standard Hosta	1 gal.	as shown	30" h x 30" w
HKT	Hosta 'Krossa Regal'	Krossa Regal Hosta	1 gal.	as shown	30" h x 24" w
OSM	Osmunda cinnamomea	Cinnamon Fern	1 gal.	as shown	48" h x 48" w
SNM	Salvia nemorosa 'May Night'	May Night Salvia	1 gal.	as shown	24" h x 28" w
SRG	Sedum 'Ruby Glow'	Ruby Glow Sedum	1 gal.	as shown	12" h x 15" w
ORNAMENTAL GRASSES					
MSP	Miscanthus sinensis 'Purpureascens'	Purple Maiden Grass	1 gal.	as shown	4'h x 36" w
PVS	Panicum virgatum 'Shenadoah'	Shenadoah Switch Grass	1 gal.	as shown	3'h - 30" w
VINES/CLIMBERS					
PTR	Parthenocissus tricuspidata	Boston Ivy	1 gal.	as shown	30'-50' tall
CLR	Clematis 'Rosemoor'	Rosemoor Clematis	1 gal.	as shown	7'h x 6'w
GROUND COVER					
PGC	Pachysandra terminalis 'Green Carpet'	Green Carpet Pachysandra	flats	12" o.c.	6" ht.
CON	Convolvulus majalis	Lily of the Valley	flats	18" o.c.	6" ht.



ANNUALS - IN SEASON
4" POTS @ 12" O.C. TRIANGULAR SPACING
APPROVE SELECTION OF ANNUALS WITH OWNER AT TIME OF PLANTING

Infiltration Seed Mix			
Botanical Name	Common Name	PLS	Ounces/Acre
Permanent Grasses/Sedges:			
Andropogon gerardi	Big Bluestem		12.00
Carex comosa	Bristly Sedge		2.00
Carex cristatella	Crested Oval Sedge		1.00
Carex lunda	Bottlebrush Sedge		2.50
Carex spp.	Prairie Sedge Mix		2.00
Carex vulpinoidea	Brown Fox Sedge		4.00
Elymus virginicus	Virginia Wild Rye		8.00
Glyceria striata	Fowl Mann Grass		1.00
Panicum virgatum	Switch Grass		2.00
Scirpus atrovirens	Dark Green Rush		2.00
Scirpus cyperinus	Wool Grass		0.50
Spartina pectinata	Prairie Cord Grass		3.00
		Total	40.00
Temporary Cover:			
Avena sativa	Common Oat		360.00
Lolium multiflorum	Annual Rye		100.00
		Total	460.00
Forbs:			
Alisma spp.	Water Plantain (Various)		1.00
Asclepias incarnata	Swamp Milkweed		2.00
Aster novae-angliae	New England Aster		0.50
Coreopsis tripteris	Tall Coreopsis		1.00
Eupatorium maculatum	Spotted Joe-Pye Weed		0.25
Iris virginica	Blue Flag		4.00
Liatris spicata	Marsh Blazing Star		1.00
Lobelia cardinalis	Cardinal Flower		0.25
Lobelia siphilitica	Great Blue Lobelia		0.50
Lycopus americanus	Common Water Horehound		0.25
Sagittaria latifolia	Common Arrowhead		0.75
Silphium terebinthinaceum	Prairie Dock		1.00
Verbena hastata	Blue Vervain		1.50
Zizia aurea	Golden Alexanders		0.75
		Total	14.75

BIO-INFILTRATION SEED MIX AVAILABLE FROM JFNew Nursery, or approved equal.
JFNew "SWALE" seed mix or equal.

Revisions:	Date
FINAL CONSTRUCTION DOCUMENTS	06/10/11
100% REVIEW SUBMISSION (NOT FOR CONSTRUCTION)	04/11/11
75% REVIEW SUBMISSION (NOT FOR CONSTRUCTION)	02/03/11
75% REVIEW SUBMISSION (NOT FOR CONSTRUCTION) - COST ESTIMATE	01/19/11
35% REVIEW SUBMISSION (NOT FOR CONSTRUCTION)	11/22/10

CONSULTANTS/ENGINEERS:

KJWW ENGINEERING CONSULTANTS
Mechanical/Electrical/Plumbing Engineer
823 26TH AVENUE
CHICAGO, ILLINOIS 60611
309.788.0673 Telephone
309.786.5967 Fax

TERRACON
Geotechnical Engineer
2640 12TH STREET SW
CEDAR RAPIDS, IOWA 52404
319.366.8321 Telephone
319.366.0032 Fax

GRAEF
Civil Engineer/Landscape Architect
332 SOUTH MICHIGAN, SUITE 1400
CHICAGO, ILLINOIS 60604-4567
312.582.2020 Telephone
312.939.7014 Fax

WALKER PARKING CONSULTANTS
Structural Engineer
505 DAVIS ROAD
ELGIN, ILLINOIS 60123
847.697.2640 Telephone
847.697.7439 Fax

FAITHFUL+GOULD
Cost Management
222 SOUTH RIVERSIDE PLAZA, SUITE 2240
CHICAGO, ILLINOIS 60606
312.612.6319 Telephone
312.655.9037 Fax

ARCHITECT:

Loebl Schlossman & Hackl
Architecture • Planning • Interiors

233 North Michigan Avenue
Suite 3000
Chicago, Illinois 60601

312.565.1800 Telephone
312.565.3912 Facsimile
www.lshdesign.com

Drawing Title	LANDSCAPE DETAILS
Approved: Project Director	Iowa City VA Healthcare System Department of Veterans Affairs Medical Center

Project Title	400 CAR PARKING GARAGE
Project Number	636-402
Building Number	43
Drawing Number	43-L12
Date	06/10/2011
Checked	ERS
Drawn	JFP
Dwg. 18 of 152	

Office of Construction and Facilities Management
Department of Veterans Affairs