

EN-03.02 Non-Illuminated Exterior Sign

Size
Sign Face:
1219 mm H x 1829 mm W
(4' 0" H x 6' 0" W)
Overall Sign Height:
1981 mm (6' 6")

Description
Standard non-illuminated auto oriented post and panel sign with messages directed specifically to drivers.

Message Configuration
(Refer to message layout drawing for dimensions)

Message size and layout should adjust to the volume of information being presented. Layouts illustrated show small, medium and large size text. Smaller text than shown should not be used as the messages will be unreadable to drivers. Larger text than shown will result in words that may not fit on the sign.

Graphic Process
Surface applied reflective vinyl.

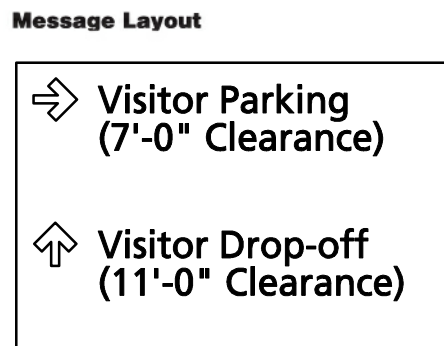
Colors
Text: White T2
Background: Gray

Recommendations
This type of directional sign should be used only when the particular message that it will contain is not likely to change.

Directional information for services ahead should always be at the top of the sign.

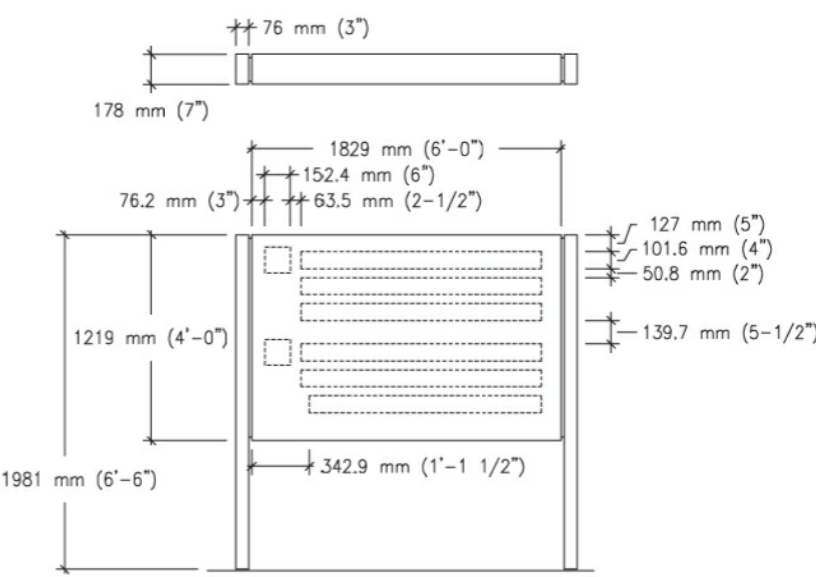
Always leave space between groups of directional information. This will aid in the ability of the driver to read grouped directional information more quickly.

Generally, configure a sign with blank space at the bottom of the sign. This will aid in the ability of the driver to read the sign. Position sign so drivers have a clear, unobstructed view of the sign.

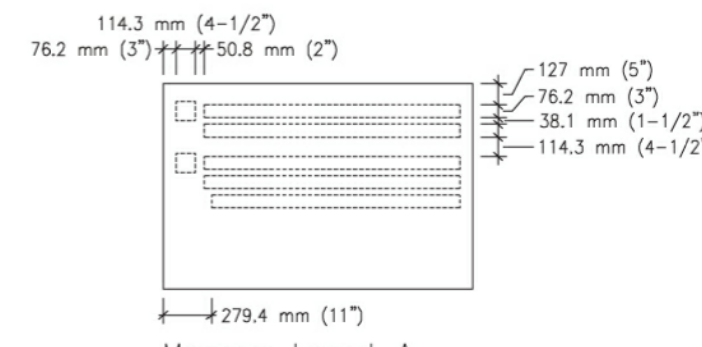


EN-03.02 Non-Illuminated Exterior Sign

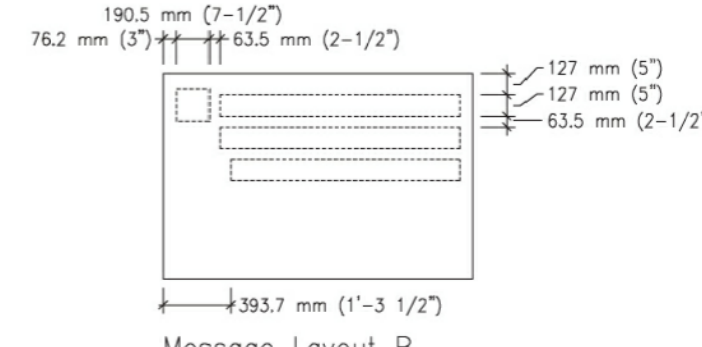
Primary Directional Post and Panel



Message Layout C



Message Layout A



Message Layout B

IN-01.11 Code & Life Safety Signs

Stairwell Identification Sign

Size
457 mm H x 457 mm W
(18" H x 18" W)

Description & Use
Stairwell, floor level and egress information. Sign is located within the stair enclosure at each floor landing and must be readily visible when stair door is in open or closed position.

Message Configuration
(Refer to layout drawing for lettering sizes and dimensions)

Sign Components
Etched sign face laminated to acrylic backing plaque.

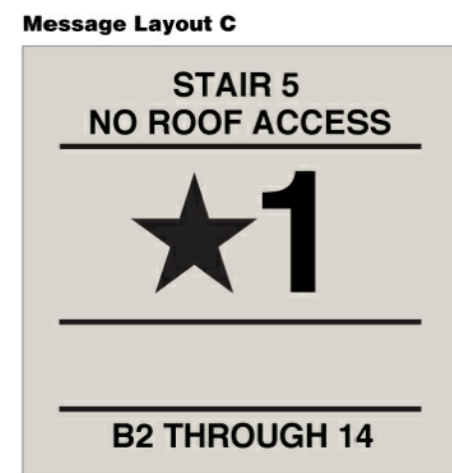
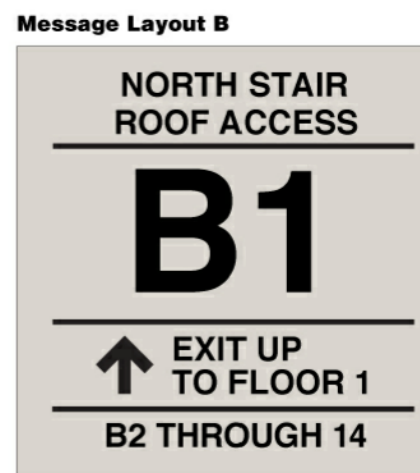
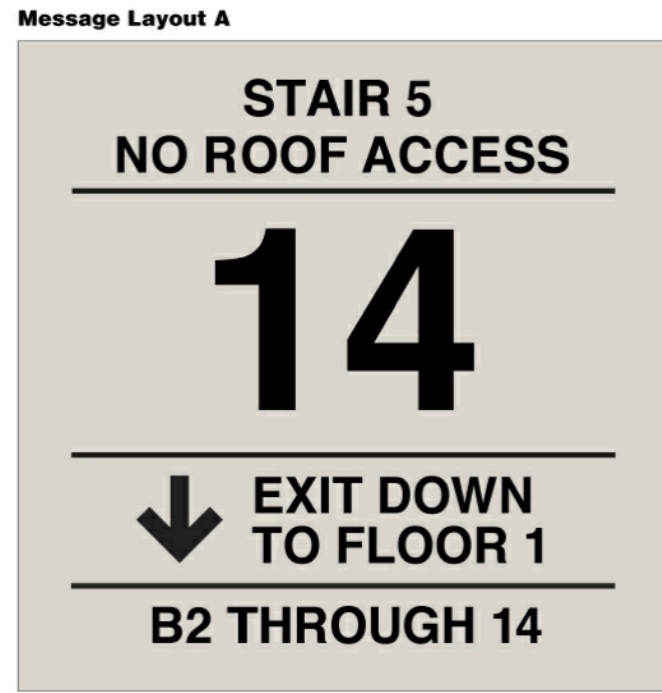
Graphic Process
Silk-screened text. Dimensional floor number. Tactile text with accompanying Braille.

Colors
Text: Refer to Color Chart. Background: Refer to Color Chart.

Typography
Helvetica Medium Grade 2 Braille

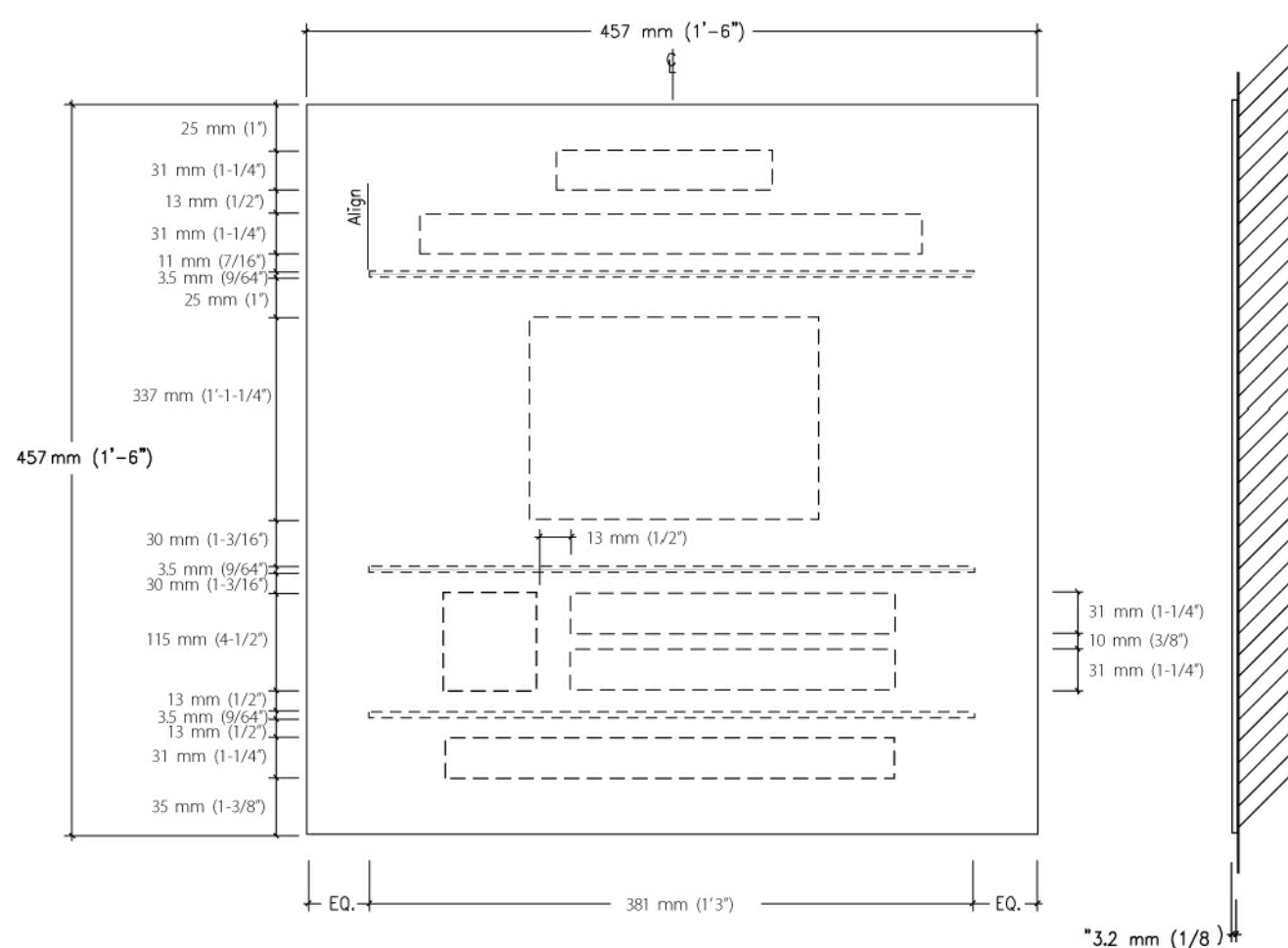
Mounting
Double sided foam tape or silastic adhesive.

Installation
Knob side of door, 1500 mm (60") to bottom of sign and 50 mm (2") over from door frame.



IN-01.11 Code & Life Safety Signs

Stairwell Identification Sign



B1 EN-03.02

B3 EN-03.02

B5 IN-01.11

B7 IN-01.11

		CONSULTANTS/ENGINEERS:				ARCHITECT:				Drawing Title		Project Title		Project Number		Office of Construction and Facilities Management			
		KJWW ENGINEERING CONSULTANTS Mechanical/Electrical/Plumbing Engineer		TERRACON Geotechnical Engineer		GRAEF Civil Engineer/Landscape Architect		WALKER PARKING CONSULTANTS Structural Engineer		FAITHFUL + GOULD Cost Management		SIGN DETAILS		400 CAR PARKING GARAGE				636-402	
		623 2610 AVENUE ROCK ISLAND, ILLINOIS 61201 319.386.9321 Telephone 309.786.5967 Fax		2640 12TH STREET SW CEDAR RAPIDS, IOWA 52404 319.386.9321 Telephone 319.366.0032 Fax		332 SOUTH MICHIGAN, SUITE 1400 CHICAGO, ILLINOIS 60604-4367 312.582.2192 Telephone 312.593.7014 Fax		505 DAVIS ROAD ELGIN, ILLINOIS 60123 847.697.2940 Telephone 847.697.7439 Fax		222 SOUTH RIVERSIDE PLAZA, SUITE 2240 CHICAGO, ILLINOIS 60606 312.582.2192 Telephone 312.565.9037 Fax		Iowa City VA Healthcare System Department of Veterans Affairs Medical Center		Location IOWA CITY, IA				Building Number 43	
		FINAL CONSTRUCTION DOCUMENTS 06/10/11										Approved: Project Director		Drawing Number		AG-603			
		100% REVIEW SUBMISSION (NOT FOR CONSTRUCTION) 01/01/11												Date 06/10/2011		Dwg. 77 of 152			
		75% REVIEW SUBMISSION (NOT FOR CONSTRUCTION) 02/03/11												Checked BFN		Drawn MJK			
		75% REVIEW SUBMISSION (NOT FOR CONSTRUCTION) - COST ESTIMATE 01/19/11																	
		35% REVIEW SUBMISSION (NOT FOR CONSTRUCTION) 11/22/10																	
		Revisions: Date																	