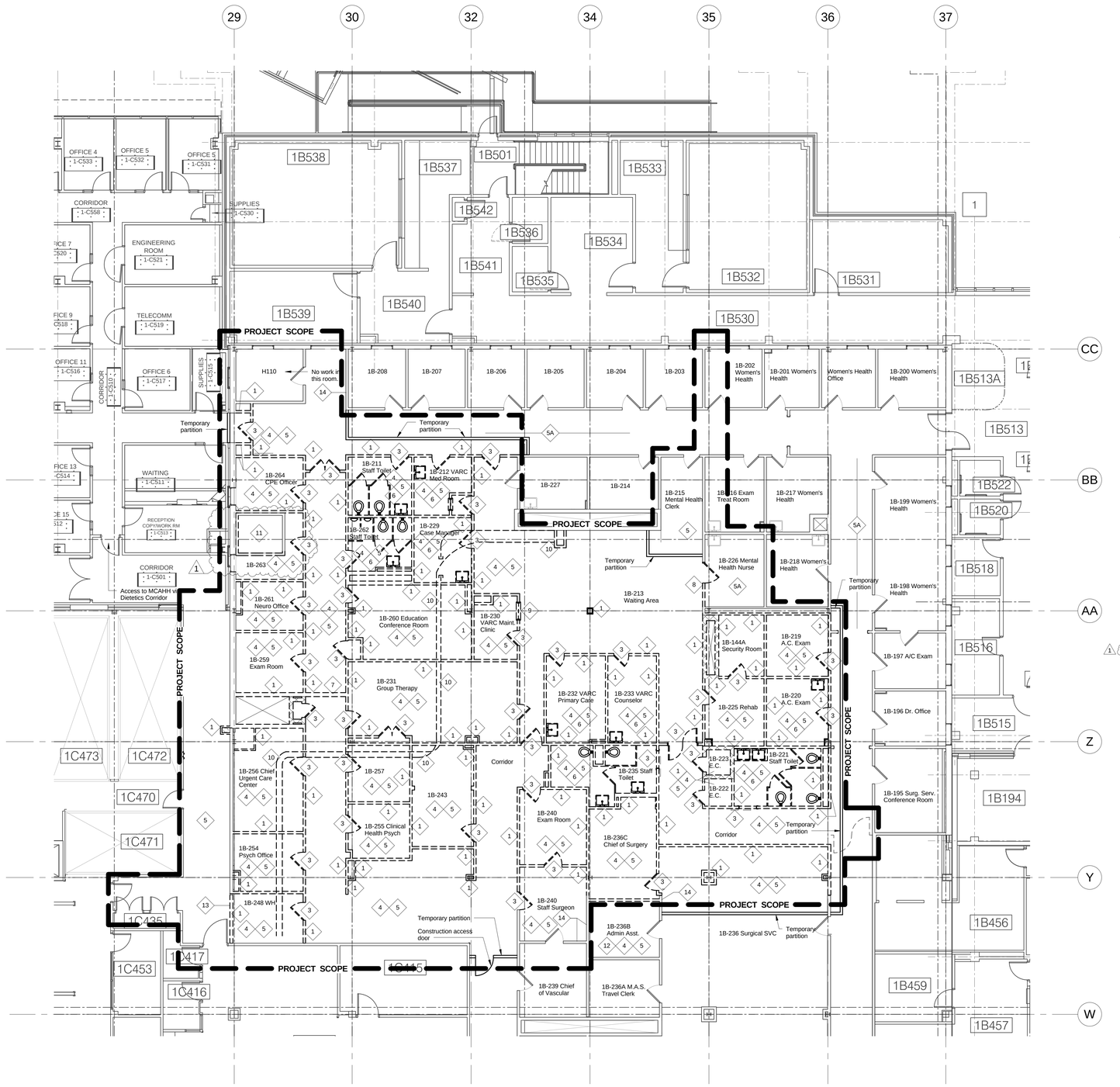

PARTIAL FIRST FLOOR DEMOLITION PLAN
1 1/8" = 1'-0"

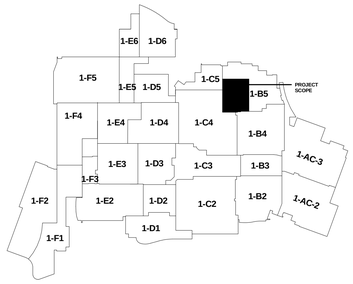

DEMOLITION GENERAL NOTES

1. Refer to specifications section 02 41 00 - Selective Demolition for additional requirements and information.

2. PROJECT SCOPE is indicated for general intent only. Additional demolition will be REQ'D inside and outside of this line. Architectural demolition drawings are for schematic purposes.

3. Contractor shall COORD all demolition with the entire set of contract documents for full scope of demolition work REQ'D for the project.

4. EXIST conditions shown on these drawings are not guaranteed to be complete. The contractor shall verify all EXIST conditions, dimensions, and materials REQ'D for the contracted work. Report all discrepencies to architect prior to fabrication, erection, and/or installation.

5. COORD all new penetrations and/or openings with other associated trades. COORD patching of roof after removal of mechanical items. See also mechanical drawings.

6. The Owner may select and tag items for demolition to be salvaged. The contractor shall remove selected items from the scope of work and deliver to the Owner's requested location within the EXIST facility.

7. Contractor shall provide HEPA filtered negative air machine(s) to maintain negative pressure to PROJECT SCOPE area ensuring no dust will be transferred to occupied areas. Provide visual pressure monitoring device at dust proof barricade to confirm pressure. See also project specification 01 01 00.

8. The Facility's EXIST smoke and fire suppression system shall remain in operation during the entire construction phase.

9. All demolition work being done outside of temporary partitions is to be appropriately sealed off to prevent the transmission of dust and debris and minimize disruption to visitors, residents, and staff. COORD location of barriers with Owner.

10. Remove partitions indicated to the underside of the structure above.

11. Some items may be indicated in the demolition drawings and demolition notes which are not necessarily demolition work but are included to describe the overall scope of the project and to aid in the demolition COORD. The contractor is responsible for all work required to complete the intended work of the overall project.

12. Flooring demolition includes the removal of EXIST floor finishes, including VCT, sheet vinyl, ceramic tile, quarry tile, carpet and other finishes, grouts, mastics, and setting beds complete to EXIST CONC floor slab or other substrate ready for new floor finishes. Concealed multiple floor finishes may be present in several locations. Floor preparation shall be by the installing contractor.

13. Remove MISC items within limits of demoltion. COORD with Owner any items to be salvaged.

14. Demolition of ceilings includes, grid, tile, supports, soffits, and related items as well as any ceiling MTD ELEC and MECH fixtures and supports contained therein.

1 15. Not used.

16. All fire rated assemblies (columns, shafts, walls, etc.) shall be maintained or be relocated/ patched. Match EXIST fire rating unless noted otherwise.

17. Where new doors are indicated, cut openings in EXIST wall. Prepare openings for new door. Patch ADJ walls to match EXIST. Provide lintels as REQ'D for new openings.

18. After removal of existing partitions, contractor shall provide cementitious infill and floor leveler to prepare floor surface for new finishes. See detail 2/1-04.

19. Additional temporary partitions may be required due to sequencing of work. Contractor shall determine location and quantity of all temporary partitions in accordance with ICRA and VA requirements prior to submittal of bid.

20. Remove floor finishes and ceilings within PROJECT SCOPE, unless noted to remain. See also coded notes 4 & 5.

21. See mechanical drawings for plumbing, HVAC and fire protection demolition.

22. See electrical drawings for power and lighting demolition.

23. See asbestos abatement drawings for abatement work.

DEMOLITION CODED NOTES

1. Remove existing metal stud or CMU interior partition from floor to underside of structure above. Prepare all surfaces, including floor under removed partitions, to receive new construction and scheduled finish.
2. Remove portion of wall as required for new opening. Prepare all adjacent surfaces, including floor under removed partitions to receive new construction and scheduled finish. Temporarily protect adjacent occupied areas until work is completed.
3. Remove door, frame and hardware complete.
4. Remove existing floor finish and base as required for new construction. Patch and level existing floor to receive new floor finish as scheduled. Level per new floor finish manufacturer's recommendations. Patch existing walls as required to receive new wall base as scheduled. Also see Detail 2/1-04.
5. Remove existing ceiling system, supports, ties and related equipment within limits of construction (unless noted otherwise). Coordinate with electrical work on removal and/or relocation of lights, conduit, ties, supports and related wiring. Coordinate with mechanical on removal of diffusers, grilles and related ductwork and equipment. Contractor shall verify fixtures for salvage or relocation prior to commencing demolition.
5A. Exisiting ceiling to remain. See also Sheet 1-06.
6. Remove existing plumbing fixtures within limits of construction. Cap all plumbing lines not required by new construction. See plumbing plans for additional information. Remove toilet accessories within limits of demolition.
7. Remove bulkhead.
8. Remove door frame and wall to 7'-6" AFF.
9. Remove fire shutter in its entirety.
10. Remove pnematic tube station and associated piping in its entirety within the project area.
11. Existing ducts to remain. See mechanical drawings.
12. See also Sequencing Plan 1-03 for work in this room.
13. Refer to Sheet 1-03, note 5 for sequencing requirements for this wall.
14. Extend metal studs and GYP BD (one side) to underside of deck. Seal penetrations.

LINETYPE LEGEND

- Existing construction to remain
- Existing construction to be demolished
- Temporary partition
- CMU walls

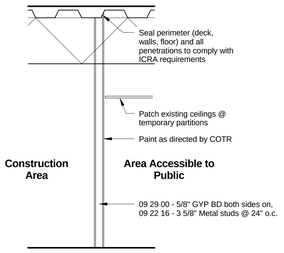

Notes:
1. See also 01 00 00 General Requirements.
2. Contractor to frame around existing duct work, pipes, etc. that interfere with temporary partition.

3 Temporary Partition Section
3/8" = 1'-0"

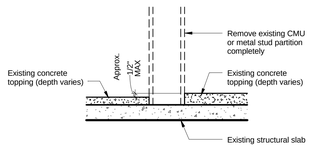

2 Leveling Detail
1 1/2" = 1'-0"

FULLY SPRINKLERED

Revision 1	Date 1
Addendum No. 1 /1\	6-04-12
Final For Bid	4-26-12
Revisions:	Date

CONSULTANTS:

FREDRICK, FREDRICK & HELLER ENGINEERS, INC.
672 EAST ROYALTON ROAD
BROADVIEW HTS., OHIO 44147
TEL. (440) 546-9696
FAX. (440) 546-9699

1100 West 9th Street
Cleveland, OH 44113-1003
216-875-0100/ (F) 216-875-0111
barberhoffman.com
BARBER & HOFFMAN, INC.
Consulting Engineers

STATE OF OHIO
WILLIAM C. AYARS
7259
REGISTERED ARCHITECT

ARCHITECT:

Perspectus architecture
13212 Shaker Square Suite 204 Cleveland, Ohio 44120
P. 216.752.1800 F. 216.752.3833

DESIGN AND CONSTRUCTION DOCUMENTS AS INSTRUMENTS OF SERVICE ARE GIVEN IN CONFIDENCE AND REMAIN THE PROPERTY OF PERSPECTUS ARCHITECTURE. THE USE OF THE DESIGN AND CONSTRUCTION DOCUMENTS FOR PURPOSES OTHER THAN THE SPECIFIC PROJECT NAMED HEREIN IS STRICTLY PROHIBITED WITHOUT THE EXPRESSED WRITTEN CONSENT OF PERSPECTUS ARCHITECTURE.
COPYRIGHT © 2004.

Drawing Title
PARTIAL FIRST FLOOR DEMOLITION PLAN

Approved: Project Director

Project Title
RENOVATE MENTAL HEALTH CLINIC

Location
VAMC - WADE PARK

Date	Checked	Drawn
4-26-12	RN	SA

Project Number
541-13-101

Building Number
1

Drawing Number
1-04
Dwg. of

Office of Facilities Management
Department of Veterans Affairs

VA FORM 08-6231, OCT 1978