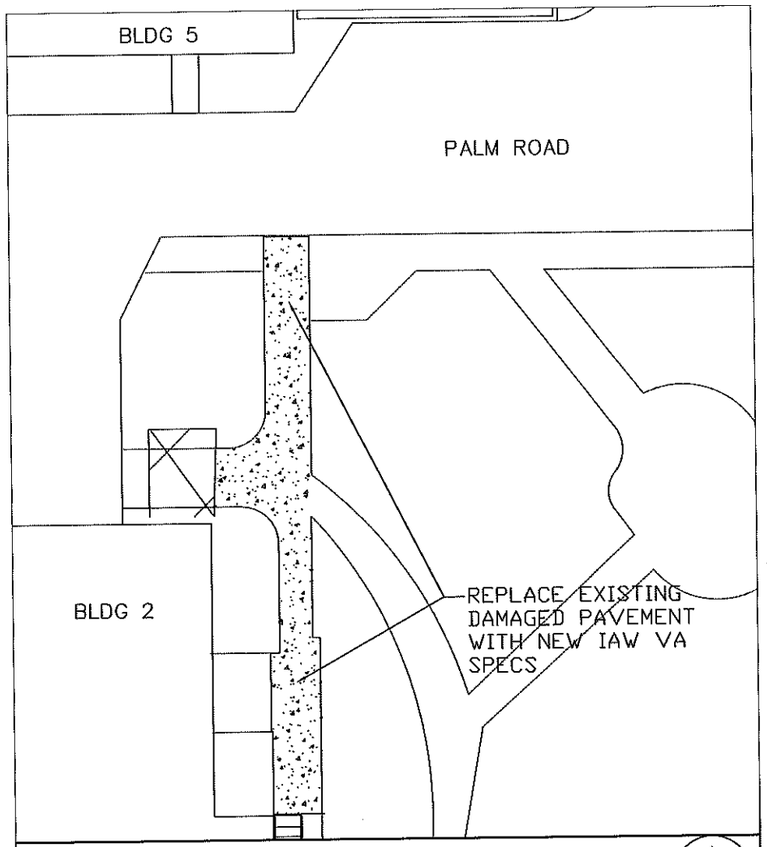

PARTIAL SITE PLAN – DETAIL 1 (SE-1 | SE-2)

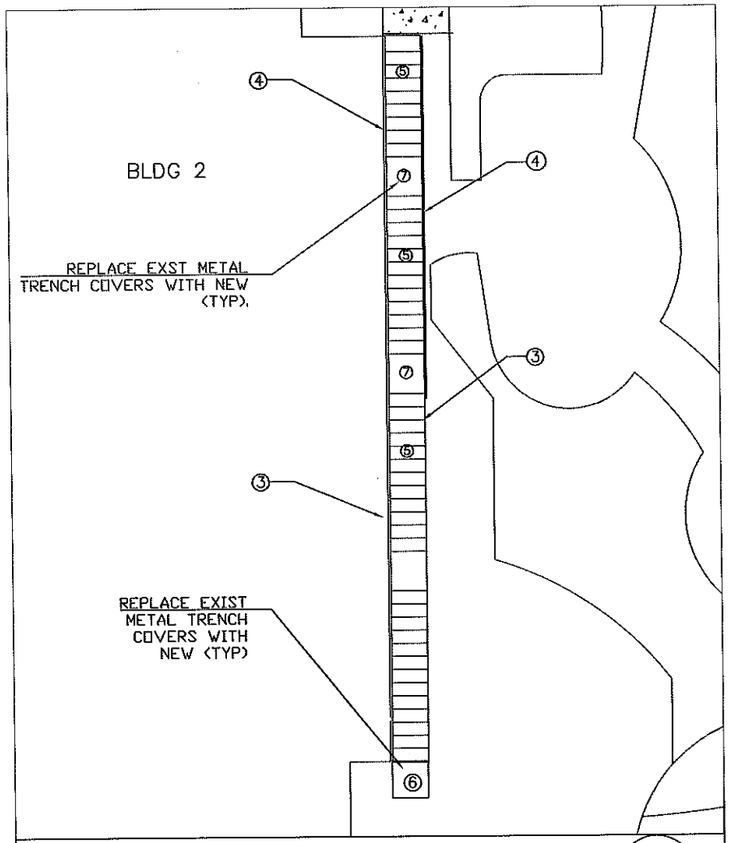

PARTIAL SITE PLAN – DETAIL 2 (SE-1 | SE-2)

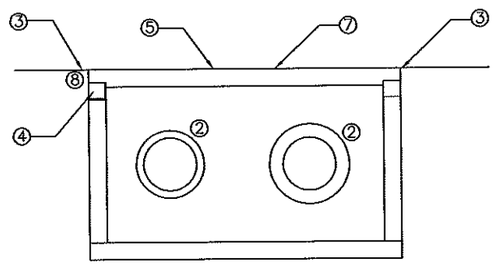

TRENCH DETAILS AND STEAM PIPING 3

KEY NOTES

1 DEMOLISH ALL EXISTING CONCRETE AND METAL TRENCH COVERS ON APPROXIMATELY 120 FT. OF THE TRENCH. DEMOLISH 2"STEEL CHANNEL THAT SUPPORTS THE TRENCH COVERS ALONG THE WEST SIDE OF THE TRENCH. DEMOLISH INSULATION OVER STEAM PIPING.

2 INSTALL NEW CALCIUM SILICATE INSULATION OR EQUAL, AND ALUMINUM JACKET OR EQUAL, ON THE STEAM PIPING SYSTEM. COMPLY WITH VA SPEC.# 336300.

3 SAW CUT 4 IN. WIDE AND 4 IN. DEEP CONCRETE ON BOTH SIDES OF THE SURFACE OF THE TRENCH CURB. REBUILD THE CURB AND INSTALL DOWELS IN THE CONCRETE FOR SUPPORT AND INTEGRITY.

4 INSTALL STEEL CHANNEL, EQUAL TO EXISTING, TO SUPPORT THE TRENCH COVERS ALL ALONG BOTH SIDES OF THE TRENCH.

5 INSTALL NEW CONCRETE TRENCH COVERS. THE SIZE OF THE COVERS DEPENDS ON THE FIELD CONDITIONS. THE COVERS CAN VARY IN SIZE DEPENDING ON FIELD CONDITIONS, BUT THEY SHALL BE 2 FT. WIDE AND APPROX. 6 FT. LONG. COVERS WILL BE CLOSE TOLERANCE FIT. WHEN ASSEMBLED, THE COVER SHALL FORM A WATERTIGHT ENCELOPE WITH THE TRENCH. CONCRETE SHALL BE REINFORCED WITH #5 STEEL REBARS. INSTALL REBARS AT 4"O.C. PARALLEL TO THE LONGER 6 FT. SIDE OF THE COVERS. CONSTRUCT COVERS WITH ONE MONOLITHIC POUR OF CONCRETE.

6 EXPANSION JOINTS ON THE STEAM PIPING REQUIRE ACCESS FOR MAINTENANCE. ONSTALL METAL COVERS ON THE TRENCH AT THESE LOCATIONS. METAL COVERS SHALL BE I.A.W. VA SPEC# 055000.

7 METAL COVERS SHALL BE GALVANIZED STEEL, ¼"THICK DIAMOND PLATE, 5 FEET WIDE AND APPROX. 6 FEET LONG. INSTALL METAL COVERS OVER THE EXPANSION JOINT ON PIPING, AND EVERY 30 FT. OF THE TRENCH, A TOTAL OF 4 METAL COVERS. PRIME AND FINISH PAINTING THE TOP SURFACE OF THE COVERS I.A.W. VA SPEC# 099100..

8 GASKETS AND SEALANTS: PROVIDE ¼"THICK NEOPRENE PAD WITH A MINIMUM WIDTH OF 2 INCHES BETWEEN COVERS AND TOP OF TRENCH WALLS. ALL TRENCH JOINTS MUST BE SEALED.

FOR CONSTRUCTION

LONG BEACH, CA.

REVISIONS	DATE	REVISIONS	DATE

Drawing Title: PARTIAL SITE PLANS – DETAILS		Project Title: REPLACE TRENCH COVERS & INSULATE STEAM LINES	Date 3/5/2012
			Project No. 600-12-104
Project Engineer	Drawn S.E.	Building Number 2 / VETERANS AFFAIRS MEDICAL CENTER	DRAWING NO. SE-2
Chief M&O	Checked	Location: 5901 EAST SEVENTH STREET LONG BEACH, CALIFORNIA 90822	Dwg 3 Of 3

Veterans Affairs