
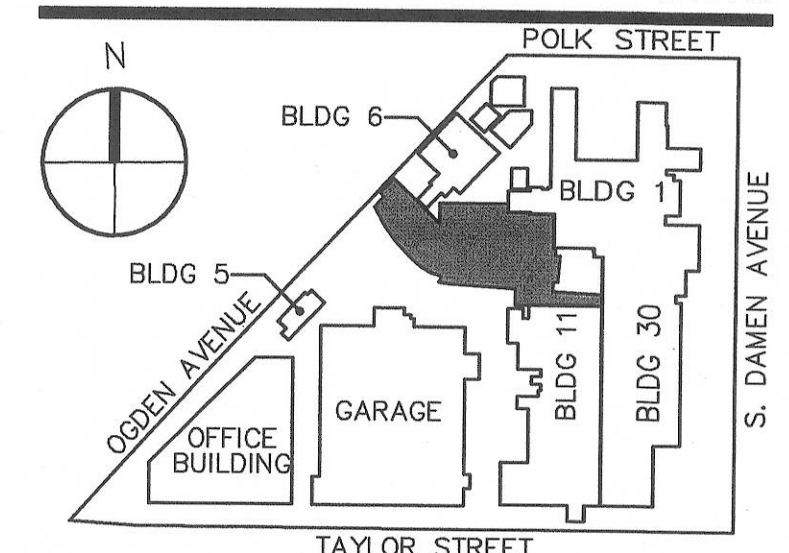


# ISSUED FOR BID AND CONSTRUCTION FULLY SPRINKLERED

Revision	Date	No.



DEPARTMENT OF VETERANS AFFAIRS;  
FACILITIES MANAGEMENT SERVICES;  
FACILITIES PLANNING AND ANALYSIS.



## CONSOLIDATION AND MODERNIZATION OF INPATIENT SPACE JESSE BROWN VA MEDICAL CENTER

820 SOUTH DAMEN AVENUE  
CHICAGO, IL 60612  
312-469-2100

Project No.: 537CA2406

Building No.: 2

Approved: Project Director

*Lauren S. Holbe*

PHYSICIAN CONSULTANT  
WARNER CONSTRUCTION CONSULTANTS, INC.  
2275 WILSON AVENUE SUITE 200, CHICAGO, IL 60640  
312-469-0800

CIVIL ENGINEER  
TERRA ENGINEERING, LTD.  
200 WILSON AVENUE SUITE 200, CHICAGO, IL 60640  
312-469-0800

MATERIALS MANAGEMENT  
CIVIL LITTLE SCHACHINGER, LLC  
2275 WILSON AVENUE SUITE 200, CHICAGO, IL 60640  
312-469-0800

LIFE SAFETY ENGINEER  
ROSE JENSEN & ASSOCIATES, INC.  
540 N. WABASH ST. 11TH FLOOR, CHICAGO, IL 60610  
312-469-0800

DETECTIVE MAP CONSULTANT  
NIKA TECHNOLOGIES, INC.  
1100 WILSON AVENUE SUITE 200  
CHICAGO, IL 60640  
312-469-0800


COST CONSULTANT  
CONSTRUCTION COST SYSTEMS, INC.  
200 WEST 20TH STREET SUITE 200  
CHICAGO, IL 60616  
312-469-0800

SECURITY CONSULTANT  
SHINER & ASSOCIATES, INC.  
ONE NORTH WABASH ST.  
CHICAGO, IL 60610  
312-469-0800

ENVIRONMENTAL CONSULTANT  
GSG ENVIRONMENTAL, INC.  
801 N. WABASH STREET  
CHICAGO, IL 60610  
312-469-0800

WINDOW WASHING CONSULTANT  
CITADEL, INC.  
2300 WEST 20TH STREET SUITE C  
CHICAGO, IL 60616  
312-469-0800

01 JUNE 04  
date



## SOM / Ellerbe Becket JOINT VENTURE

SKIDMORE, OWINGS & MERRILL LLP  
224 SOUTH MICHIGAN AVENUE  
SUITE 1000, CHICAGO, ILLINOIS 60604  
312-554-9090

ELLERBE BECKET ARCHITECTS AND ENGINEERS, INC.  
1001 G STREET NW  
SUITE 1000, WASHINGTON, DC 20001  
202-654-9300

## LEVEL 4 AND EXISTING LEVEL 6 PLUMBING PLAN WEST

Scale: 1/8"=1'-0"

Date: 01JUN04 4611.0034.00

In Charge: S. WERNERSBACH

Drawn By: N. FRUGE

Checked By: R. HAANEN

2-P11

### GENERAL NOTES:

- THE FOLLOWING ARE MINIMUM PIPE SIZES  
1/2" MED AIR, 1/2" OXYGEN, 3/4" VACUUM.

### SPECIFIC NOTES:

- CONNECT 1/2" CW TUBING W/ VALVE TO CW UNDER SINK. RUN 1/2" UNDERCOUNTER OR IN WALL TO COFFEE MAKER. LOCATE VALVE & BACKFLOW PREVENTER (WATTS NO. SD-3) BEHIND COFFEE MAKER.
- 1/2" CW TO REFRIGERATOR ICE MAKER. LOCATE VALVE & BACKFLOW PREVENTER (WATTS NO. SD-3) BEHIND REFRIGERATOR.
- 1/2" CW TUBING TO ICE MAKER. LOCATE VALVE & BACKFLOW PREVENTER (WATTS NO. SD-3) BEHIND ICE MAKER. RUN DRAIN TO 2" FLOOR DRAIN-TYPE M.
- 1" MED VACUUM, 1/2" OXYGEN & MED AIR DOWN TO HEADWALL UNIT AT EACH BED. EACH UNIT TO CONTAIN 4 MV, 2 O & 1 MA OUTLETS. COORDINATE EXACT CONNECTION POINT WITH HEAD WALL EQUIPMENT MFR. CONNECT INTERNAL PIPING TOGETHER IN TWO PIECE HEADWALL UNITS.
- RO PIPING UP&DN TO 3RD FLR, RUN IN WALL WITH 1/2" TAKE OFFS TO DIALYSIS BOX (P-117 & P-509). 6" MAXIMUM LENGTH DEAD END.
- 1" MED VACUUM, 1/2" OXYGEN & MED AIR DOWN TO HEADWALL UNIT AT EACH BED. EACH UNIT TO CONTAIN 4 MV, 4 O & 2 MA OUTLETS. COORDINATE EXACT CONNECTION POINT WITH HEAD WALL EQUIPMENT MFR. CONNECT INTERNAL PIPING TOGETHER IN TWO PIECE HEADWALL UNITS.
- ELECTRONIC FAUCET TRANSFORMER LOCATED ABV. CEILING. TRANSFORMER PROVIDED BY FAUCET SUPPLIER. MECH. CONTRACTOR TO INSTALL TRANSFORMER & ALL LOW VOLTAGE WIRING TO ELECTRIC FAUCETS. EACH TRANSFORMER SHALL BE CAPABLE OF POWERING UP TO 8 ELECTRONIC FAUCETS. POWER TO EACH TRANSFORMER BY DIVISION 16.
- SINGLE COMPARTMENT SST SINK WITH INTEGRAL COUNTERTOP, FAUCET, DRAINS AND ACCESSORIES PROVIDED IN SPEC SECTION 12303, Q-2. FAUCET, DRAIN INSTALLATION PROVIDED BY DIVISION 15.
- 2 1/2" MV UP, 4" MV DN  
1 1/2" MA UP, 1 1/2" MA DN  
1 1/2" O UP, 2" DN

FOR CONTINUATION  
SEE SHEET 2-P12

1/8"=1'-0"  
0 2' 4' 8' 16' 24'