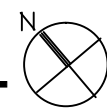


one eighth inch = one foot
one quarter inch = one foot
one half inch = one foot
three eighths inch = one foot
one inch = one foot
one and one half inches = one foot
two inches = one foot
three inches = one foot

1 PARTIAL SITE PLAN

SCALE: NTS



2000A
208/120V
MSB18

BUILDING 18

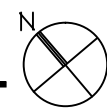
XFMR.
T18

21'-0"

8'-0"

2 PARTIAL SITE PLAN

SCALE: NTS



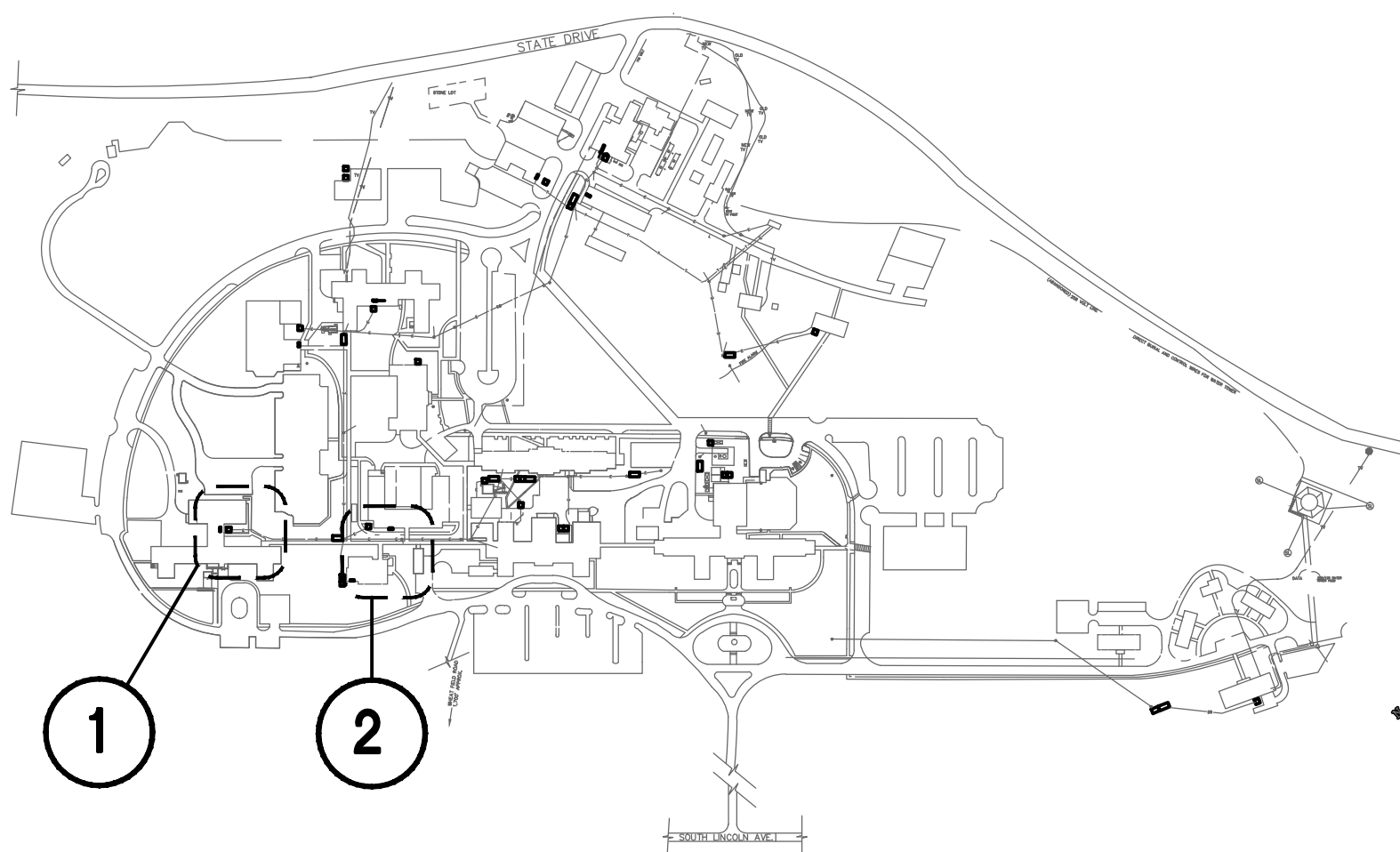
XFMR.
T106

24'-0"

450A
208/120V
MDP106

BUILDING 106

ALL DIMENSIONS ARE BASED ON CENTERLINES OF EQUIPMENT AND ARE APPROXIMATE. THE EQUIPMENT AND CONDUIT SHOWN ON PLANS ARE DIAGRAMMATIC. EC SHALL FIELD VERIFY PRIOR TO COMMENCEMENT OF WORK.



KEY PLAN

NTS



CONSTRUCTION DOCUMENTS | 00%

0 - ORIGINAL ISSUE	6/8/12
Revisions	Date

CONSULTANTS:

ARCHITECT/ENGINEERS:

A|E works

101 W. STATION SQUARE DR. GATEHOUSE STE 401
PITTSBURGH, PENNSYLVANIA 15219-1196
PHONE: 412.287.7333 FAX: 412.287.7334
WWW.AE-WORKS.COM

Drawing Title
SECONDARY DISTRIBUTION PLANS

Project Title
REPLACE OIL SWITCH

Project Number
595-11-134

Building Number

Approved Project Director

Location
1700 South Lincoln Ave - Lebanon, PA 17042

Drawing Number
E14

Date
05/02/2012

Checked
SK

Drawn
TA

Office of
Construction
and Facilities
Management

