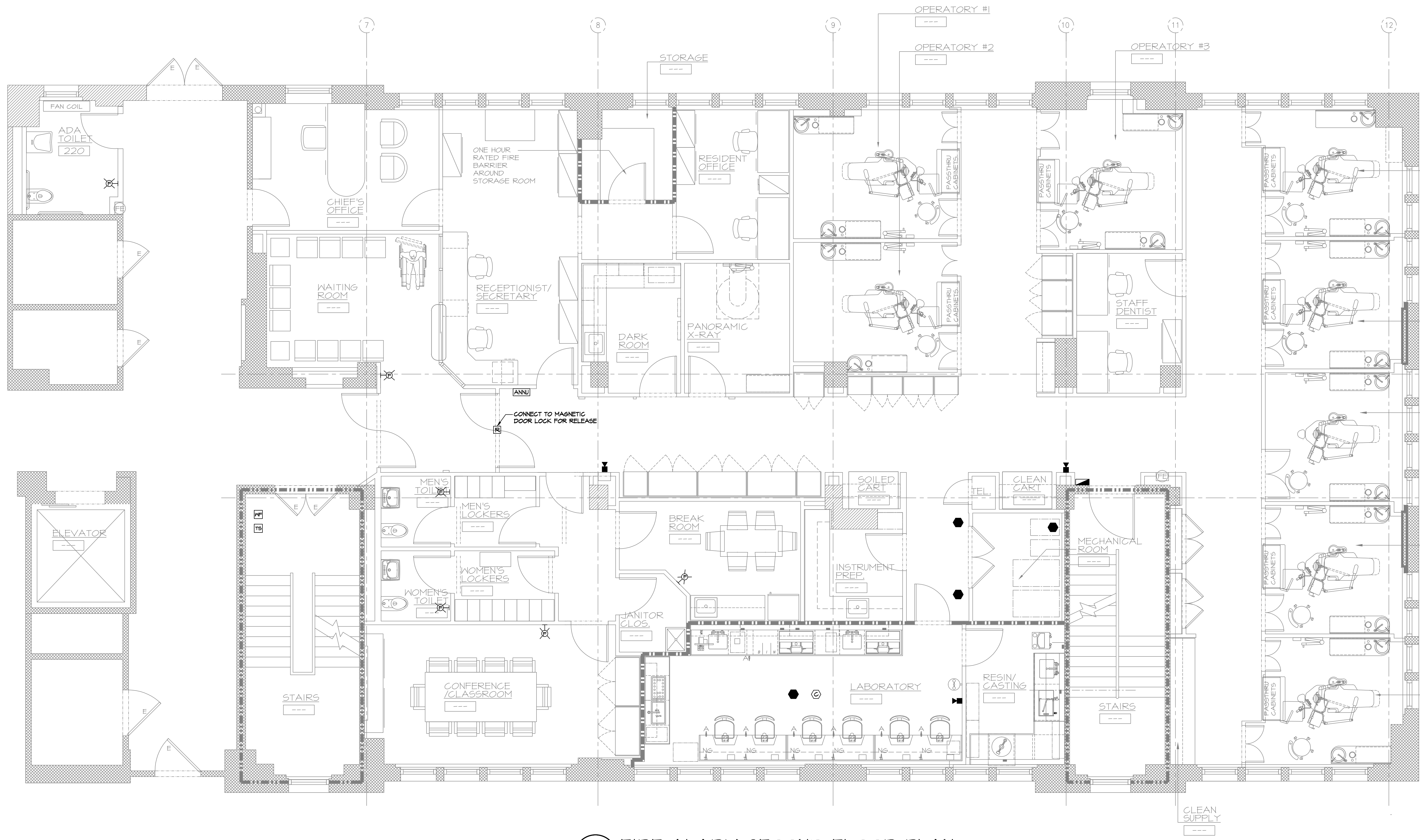
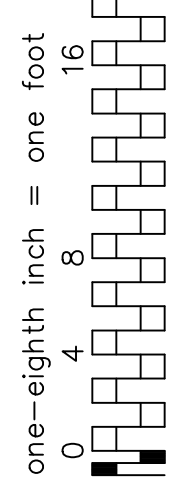
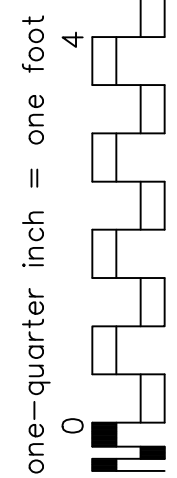
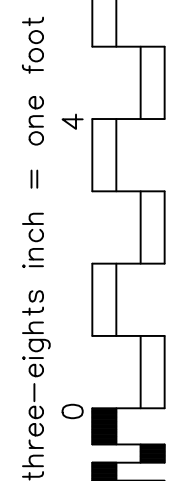
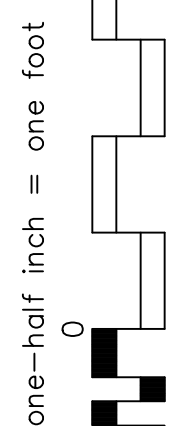
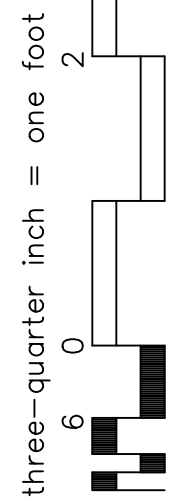
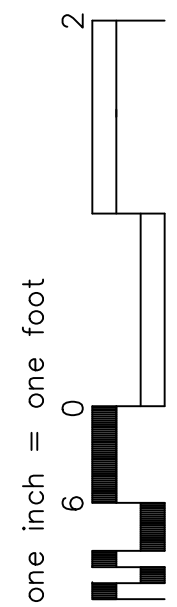
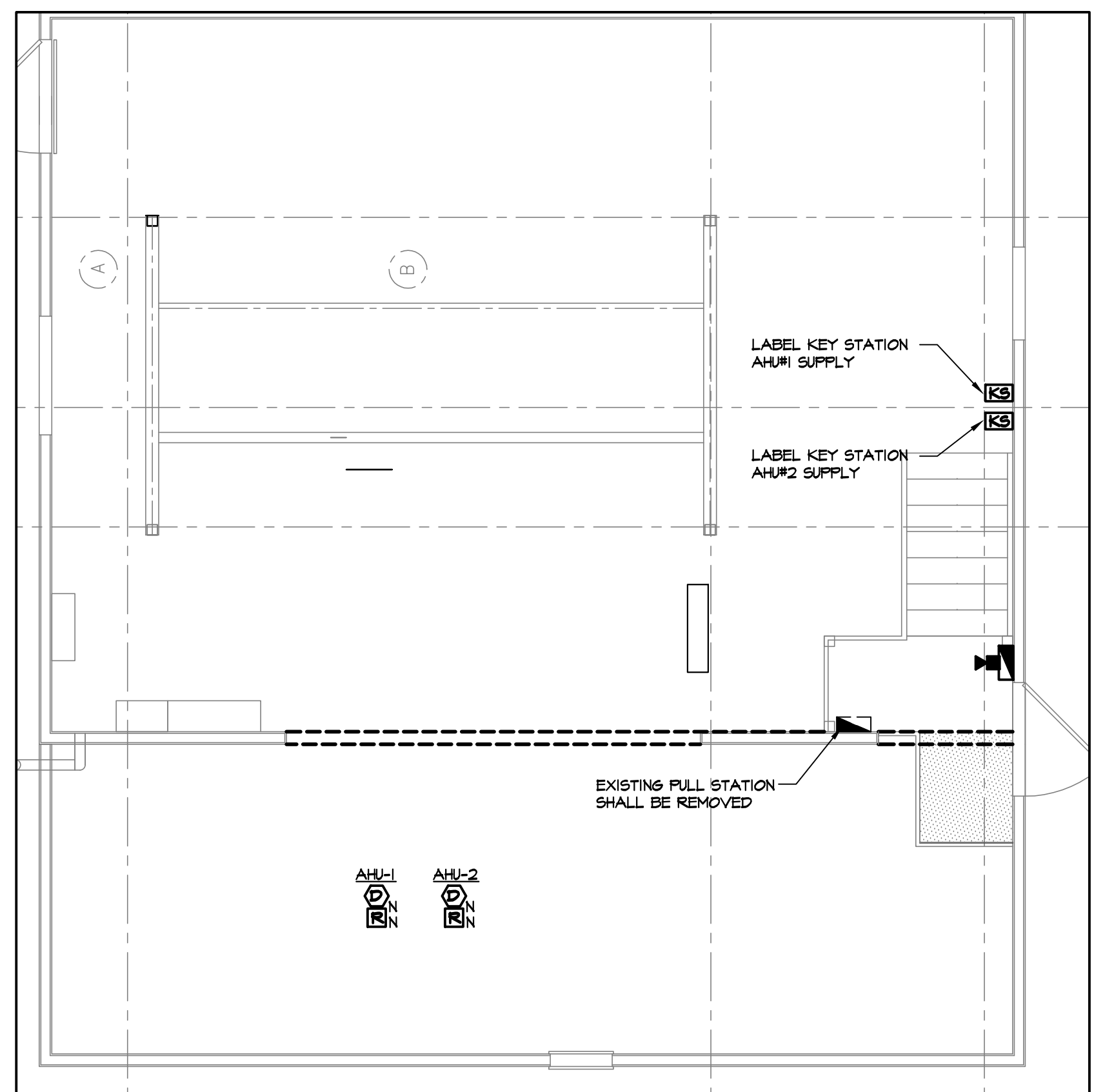
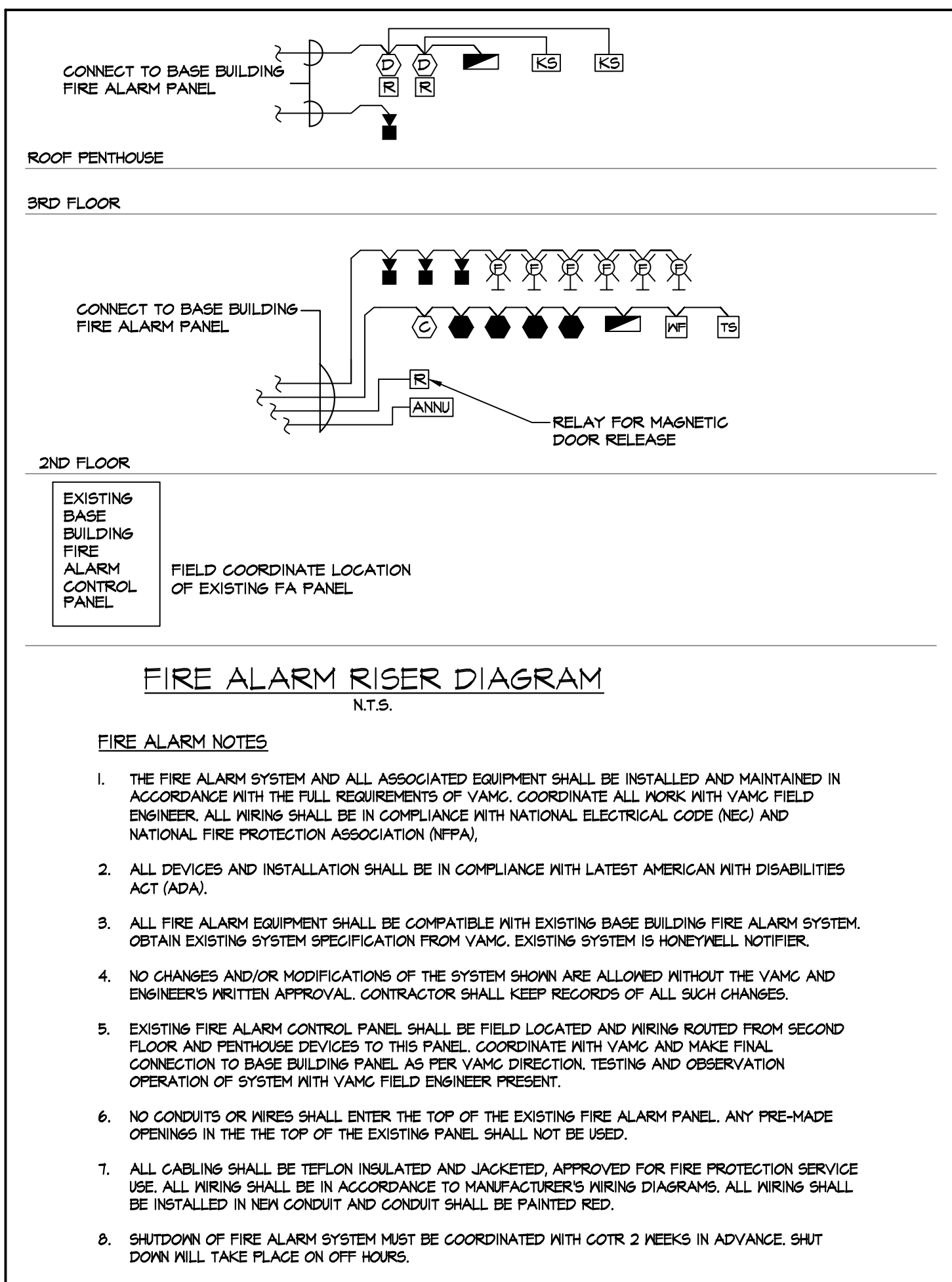


IF THIS SHEET IS NOT 30" x 42"
FULL SIZE, USE GRAPHIC SCALES



1 FIRE ALARM SECOND FLOOR PLAN
Scale : 1/4" = 1'-0"

FIRE ALARM SYMBOL LIST	
	COMBINATION SPEAKER/STROBE MTD. @ 80' A.F.F.
	STROBE LIGHT MTD. @ 80' A.F.F.
	MANUAL PULL STATION MTD. @ 48" A.F.F.
	SMOKE DETECTOR
	DUCT SMOKE DETECTOR
	CONTROL RELAY MODULE
	WATER FLOW SWITCH
	TAMPER SWITCH
	KEY TEST STATION FOR DUCT DETECTOR
	CARBON MONOXIDE DETECTOR
	REMOTE ANNUNCIATOR
	FIRE SMOKE DAMPER



2 FIRE ALARM MECHANICAL PENTHOUSE PLAN
Scale : 1/4" = 1'-0"

EMTG
Consulting Engineers
TEL: 212-268-6465 FAX: 212-268-6467
115 WEST 30TH STREET, SUITE 202, NEW YORK, NY 10001



Revisions
VA FORM 08-6231, DEC 1989

KIR
KENNETH IRVING, ARCHITECT P.C.
42 MEMORIAL PLAZA, SUITE 301, PLEASANTVILLE, N.Y. 10570
PHONE: (914) 747-0002 E-MAIL: kmandrade@kirarch.com FAX: (914) 747-9211

NOTE AND READ CAREFULLY:
The Contractor shall consult and study the requirements of each and every drawing and each specification section of this contract so that he/she may become acquainted with the project as a whole in order to determine how the work of his/her subcontractor or vendor may affect the work required under this contract.
Written Specifications are part of this contract.

KEY PLAN
AREA OF WORK
BUILDING #18

Drawing Title
**FIRE ALARM PLAN
SECOND FLOOR**
Approved: Division Chief
Approved: Service Director

Project Title
**Renovation to Dental Clinic
Building 18
Healthcare System
Castle Point, New York**
Building Number
18
Location
Castle Point, New York

Date
4/23/2012
Project No.
620-A409-110
DRAWING NO.
FA100
Dwg.520f 52

Office of Facilities
DEBORAH T. DE
WEINER S. REEBERS
U.S. GOVERNMENT PRINTING OFFICE: 1983-400-285