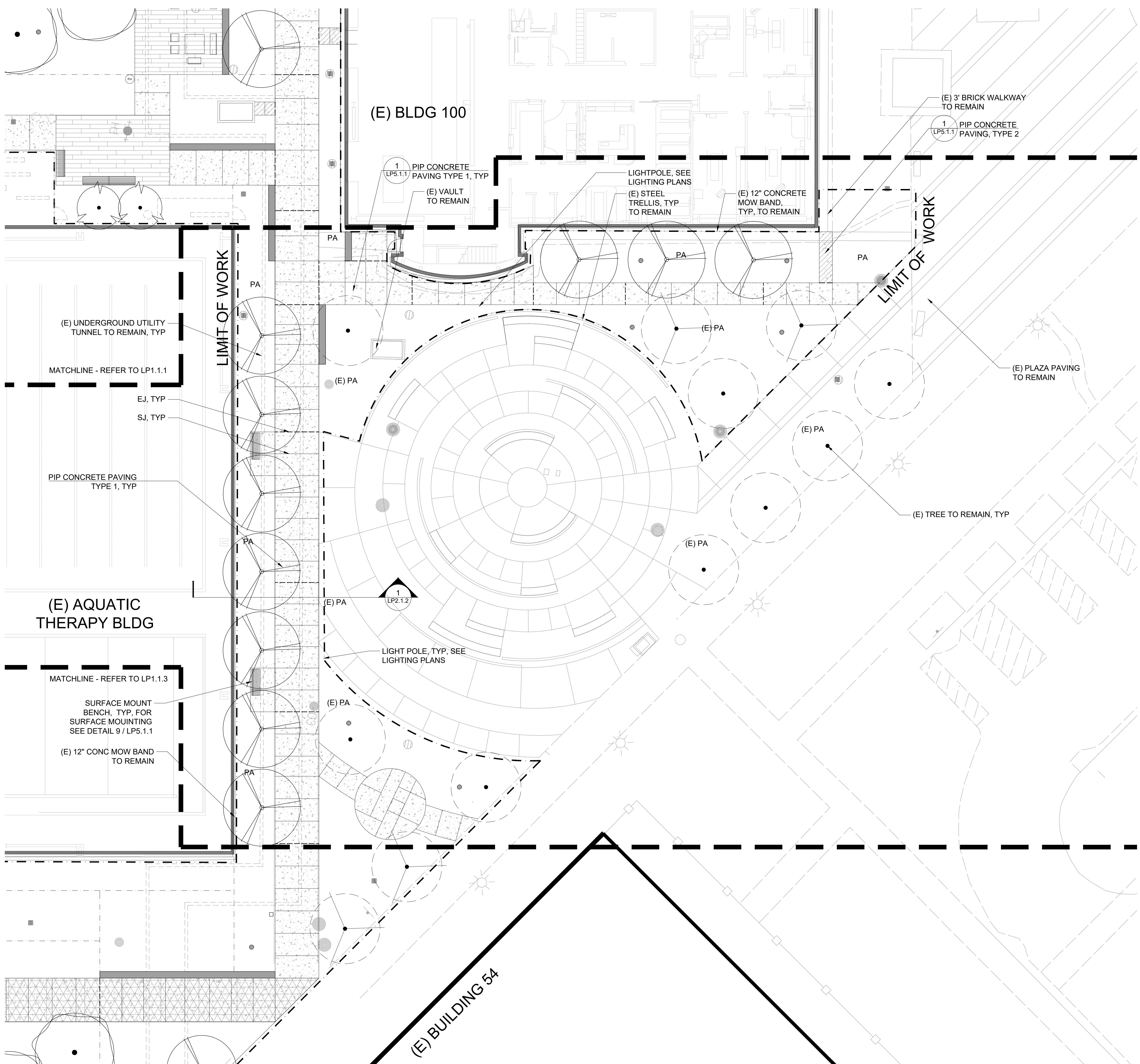
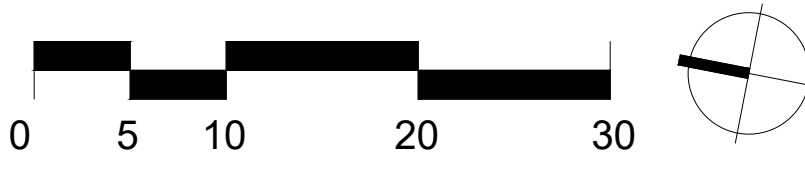


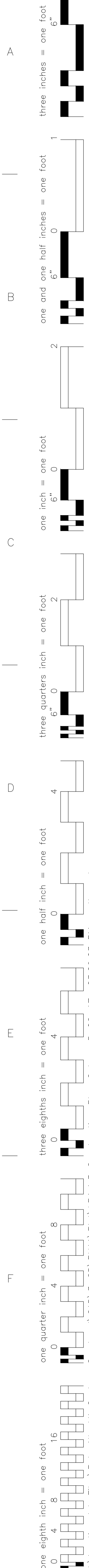
three inches = one foot
one and one half inches = one foot
one inch = one foot
three quarters inch = one foot
one half inch = one foot
one quarter inch = one foot
one eighth inch = one foot
one sixteenth inch = one foot

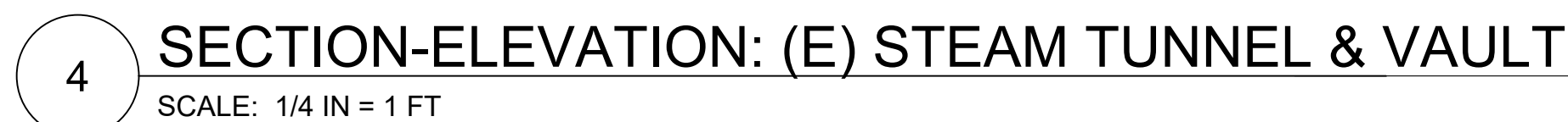


- LEGEND
- EXISTING CONCRETE PAVING TO REMAIN
 - CONCRETE PAVING TYPE 1 (INTEGRAL COLOR)
SEE DETAIL 1/LP5.1.1
 - CONCRETE PAVING TYPE 2 (STANDARD GRAY)
SEE DETAIL 1/LP5.1.1
 - CONCRETE PAVING TYPE 1 VEHICULAR
SEE DETAIL 1/LP5.1.1
 - CONCRETE UNIT PAVERS
SEE DETAIL 3/LP5.1.1
 - MULCH, SEE SPECS
 - STONE VENEER WALL
SEE DETAIL 1/LP5.1.3
 - STONE VENEER ON SHADE STRUCTURE BASE WALL
SEE DETAIL 2/LP5.1.3
 - SURFACE MOUNT BENCH, SEE SPECS
SEE DETAIL 9/LP5.1.1
 - METAL HEADER
SEE DETAIL 5/LP6.2.1
 - EXPANSION JOINT (EJ)
 - (E) AREA DRAIN TO REMAIN
 - (N) AREA DRAIN
 - (N) LIGHT POLE
 - (N) TRASH CAN (OFCI)
 - MANHOLE, S.C.D.



CONSULTANTS: rhaa LANDSCAPE ARCHITECTURE + PLANNING SAN FRANCISCO MILL VALLEY TAHOE DELHI		ARCHITECT/ENGINEERS: MEI ARCHITECTS 239 5TH STREET SAN FRANCISCO, CA 94103 T: (415) 753-0328 F: (415) 707-6330 www.meiarchitects.com		Drawing Title CONSTRUCTION PLAN AREA B Approved: Project Director		Project Title RENOVATE CANTEEN PLAZA BUILDING 101 Location 3801 Miranda Ave. Palo Alto, CA 94304 Date MAY 16, 2014 Checked MK / BL Drawn JZ / MS		Project Number 640-12-124P Building Number 101 Drawing Number LP1.1.2 Dwg. of		Office of Construction and Facilities Management Department of Veterans Affairs	
Revisions:											



[illegible]