

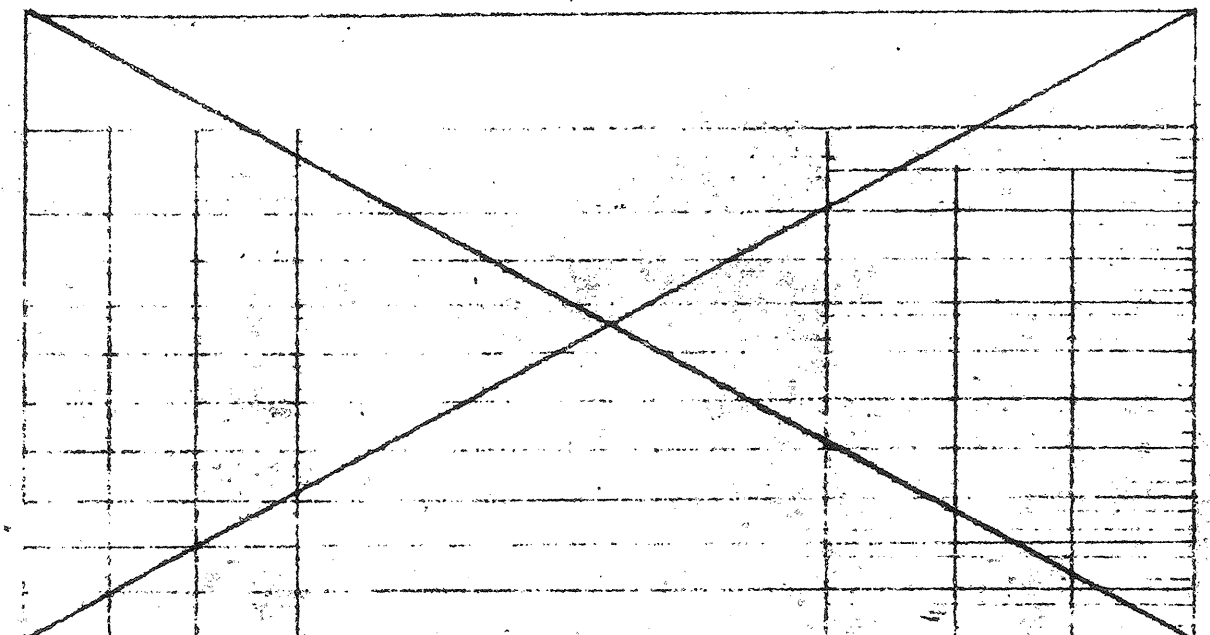
94 INTERSTITIAL SPACE 7TH FLR - AREA 'B'

*E-7 B
MAIN 100 A.M.C.B. 120/208 V. 3Ø 4W.S.N.

CKT NO	BKR NO	POLE	TYPE LOAD & LOCATION	WATTS	Ø A	Ø B	Ø C
1	20	1	NURSES CALL A-707	550			
2	20	1	T7A-INT	180			
3	20	1	REC. INT. AREA 'A'	720			
4	20	1	IC7A-INT.	200			
5	20	1	REC. INT. AREA 'A'	720			
6	20	1	SPARE				
7	20	1	SPARE				
8	20	1	SPARE				
TOTALS				2700	80	280	
TOTAL PANEL LOAD				3000			

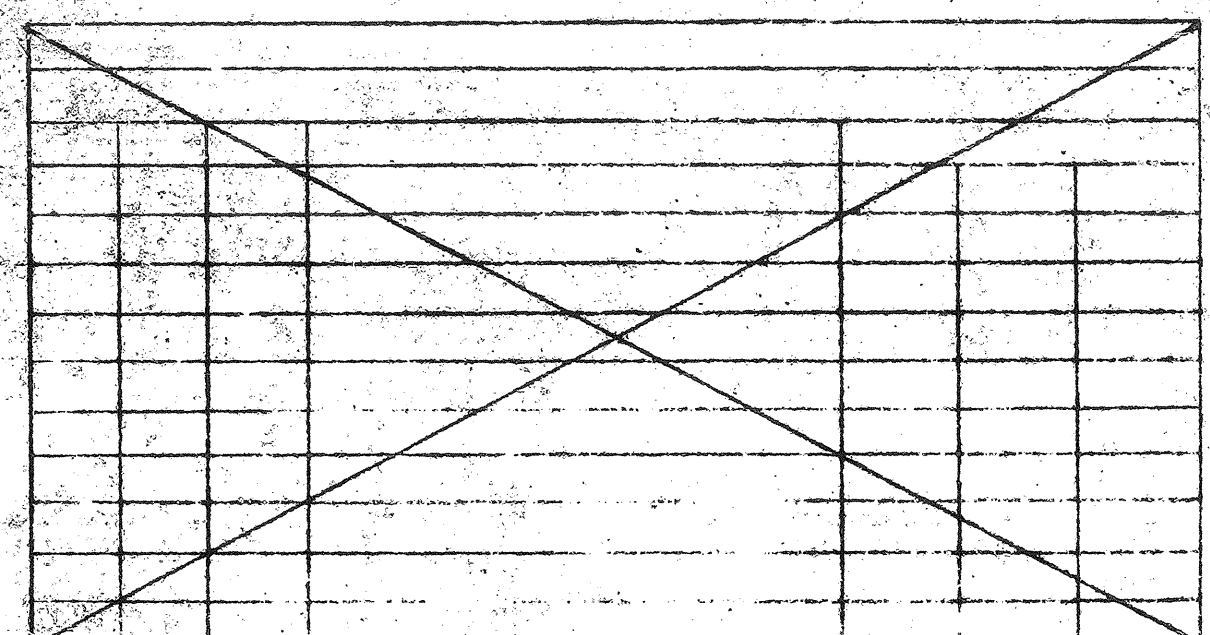

*E-7 H
MAIN 100 A.M.C.B. 480/277 V. 3Ø 4W.S.N.

CKT NO	BKR NO	POLE	TYPE LOAD & LOCATION	WATTS	Ø A	Ø B	Ø C
1	20	1	NURSES CALL A-707	150			
2	20	1	A7A	150			
3	20	1	IC7E-INT.	200			
4	20	1	SPARE				
5	20	1	SPARE				
6	20	1	SPARE				
7	20	1	SPARE				
8	20	1	SPARE				
TOTALS				500	100	300	
TOTAL PANEL LOAD				900			



*E-7 J
MAIN 100 A.M.C.B. 120/208 V. 3Ø 4W.S.N.

CKT NO	BKR NO	POLE	TYPE LOAD & LOCATION	WATTS	Ø A	Ø B	Ø C
1	20	1	T7C-INT.	180			
2	20	1	T7R-INT.	180			
3	20	1	SPARE				
4	20	1	REC. INT. AREA 'B'	720			
5	20	1	SPARE				
6	20	1	REC. INT. AREA 'B'	720			
7	20	1	SPARE				
8	20	1	REC. INT. AREA 'B'	720			
9-12	20	1	SPARE	10	430	430	
TOTALS				1150	1150	1150	
TOTAL CONNECTED LOAD				3450			

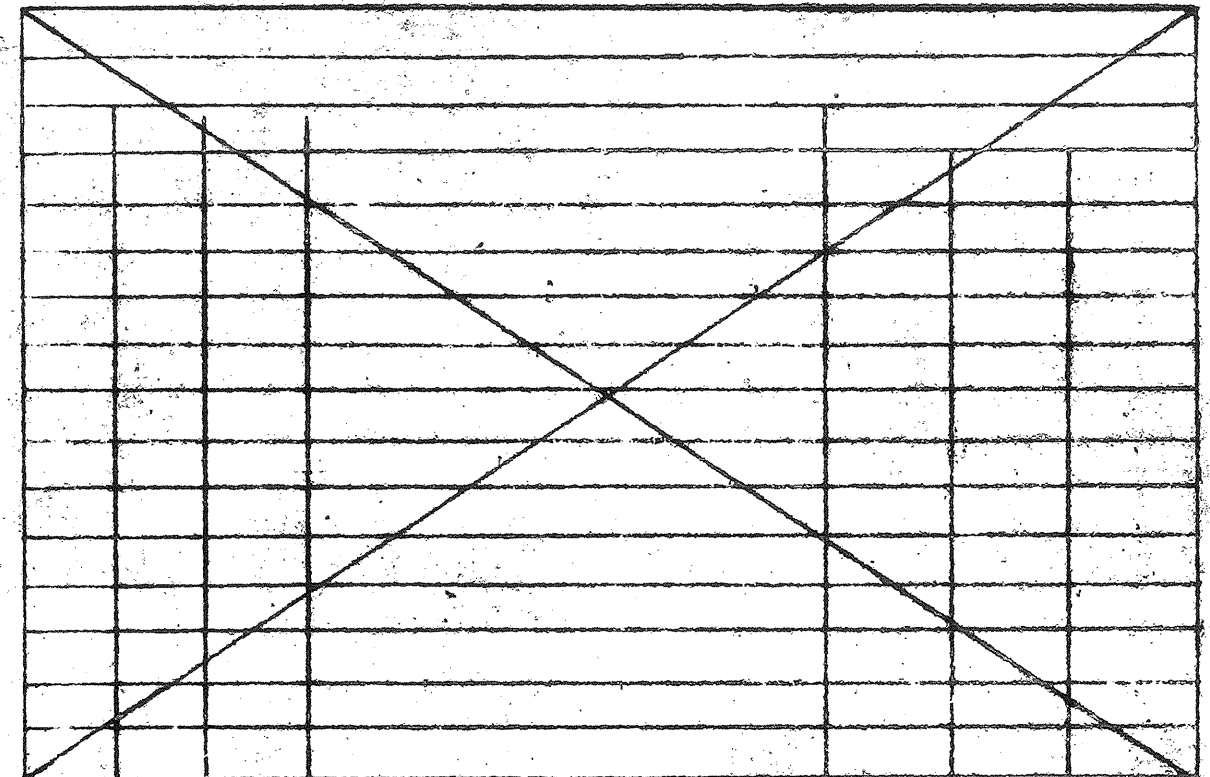
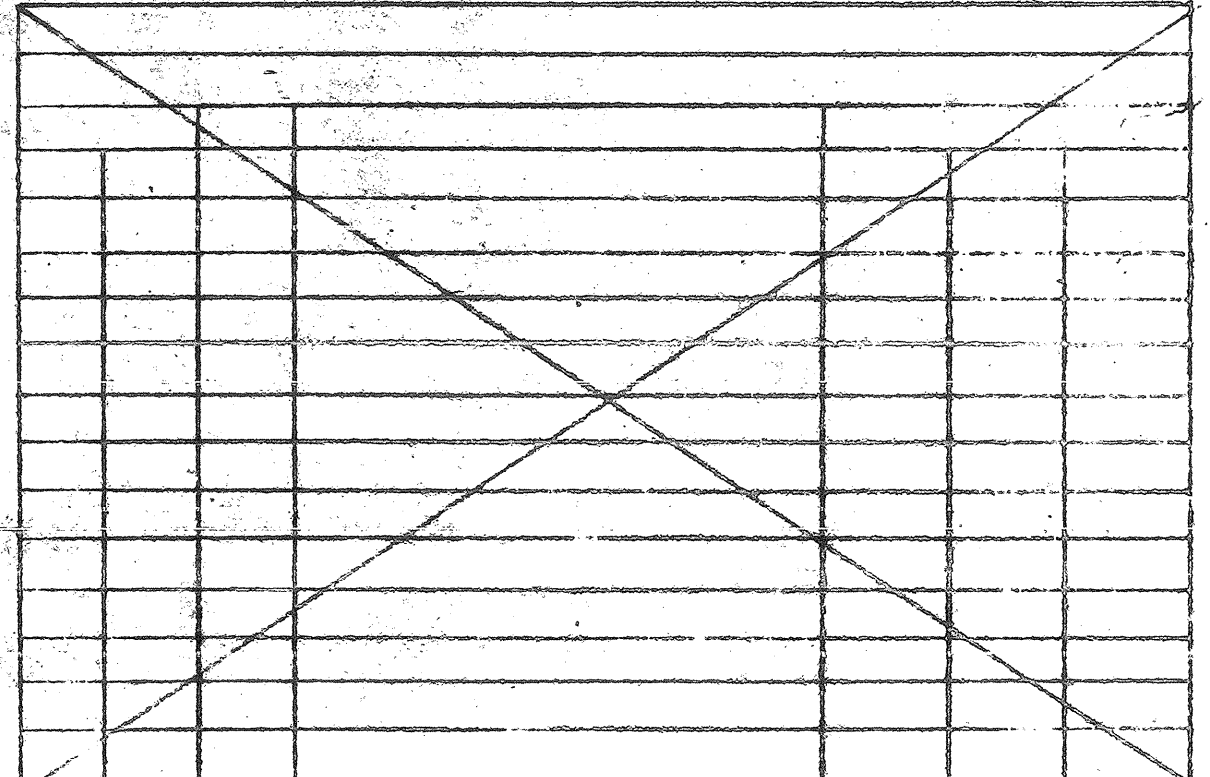


*E-7 F
MAIN 100 A.M.C.B. 120/208 V. 3Ø 4W.S.N.

CKT NO	BKR NO	POLE	TYPE LOAD & LOCATION	WATTS	Ø A	Ø B	Ø C
1	20	1	T7B-INT.	180			
2	20	1	REC. INT. AREA 'A'	1080			
3	20	1	NC7B-INT.	200			
4	20	1	REC. INT. AREA 'A'	900			
5	20	1	SPARE				
6	20	1	SPARE				
7	20	1	SPARE				
8	20	1	SPARE				
TOTALS				1260	1100	900	
TOTAL PANEL LOAD				3260			

*E-7 L
(ENCLOSED C.B.) 120/208 V. 3Ø 4W.S.N.

CKT NO	BKR NO	POLE	TYPE LOAD & LOCATION	WATTS	Ø A	Ø B	Ø C
1	20	1	IC7D-INT.	200			
TOTALS							



- NOTE:
1. ON-OFF PUSHBUTTON SWITCH TO CONTROL LIGHTING CONTACTOR; REFER TO DWG. 1-E6 FOR LIGHTING CONTROL DIAGRAM.
 2. REFER TO DWG. 1-E6 FOR LIGHTING FIXTURE HANGER DETAILS.
 3. ALL LIGHTING FIXTURES ARE TYPE 'E4' UNLESS OTHERWISE NOTED.
 4. REFER TO DWG. 1-E106 FOR PANEL CABINET & EQUIPMENT MOUNTING.

*SEE C.B. NOTES, DWG. 1-E12

AS-BUILT DRAWING
OCT 1973

KEY PLAN

INTERST. SPACE 7TH FLR. AREA B
BUILDING NO 1 SCALE 1/8"=1'-0"

760 BED M. S. & N. AND
PSYCHIATRIC HOSPITAL

VETERANS ADMINISTRATION
SAN ANTONIO, TEXAS

GOLEMON & ROLFE ARCHITECTS
SAN ANTONIO ASSOCIATED ARCHITECTS
NOONAN, KROOKER & ROGERS
ARCHITECTS & ENGINEERS
EDWARD R. GONDECK, ARCHITECT
WILLIAM E. PARRISH, ARCHITECT
ADAMS & ADAMS ARCHITECTS

DRAWING NUMBER
1-E94

Sheet 35 of 164
Proj. No. 42-5363