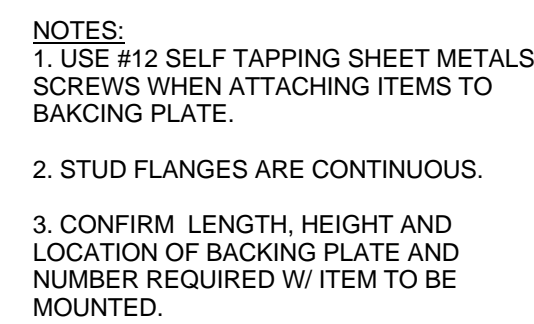
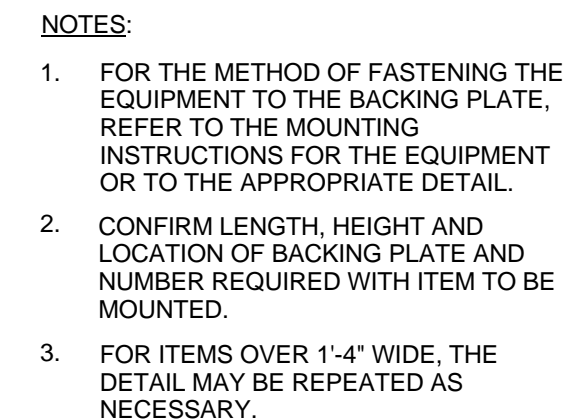
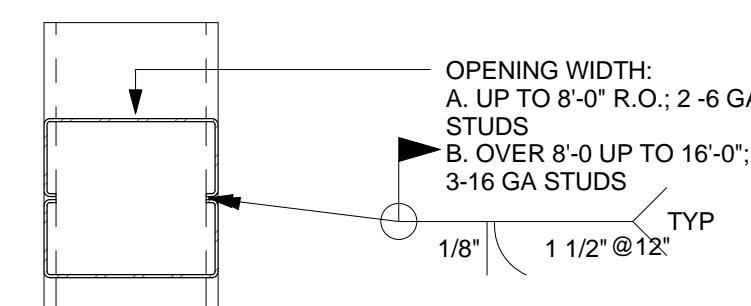
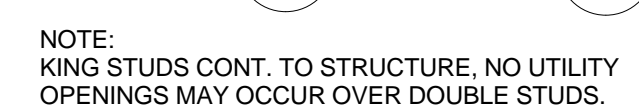
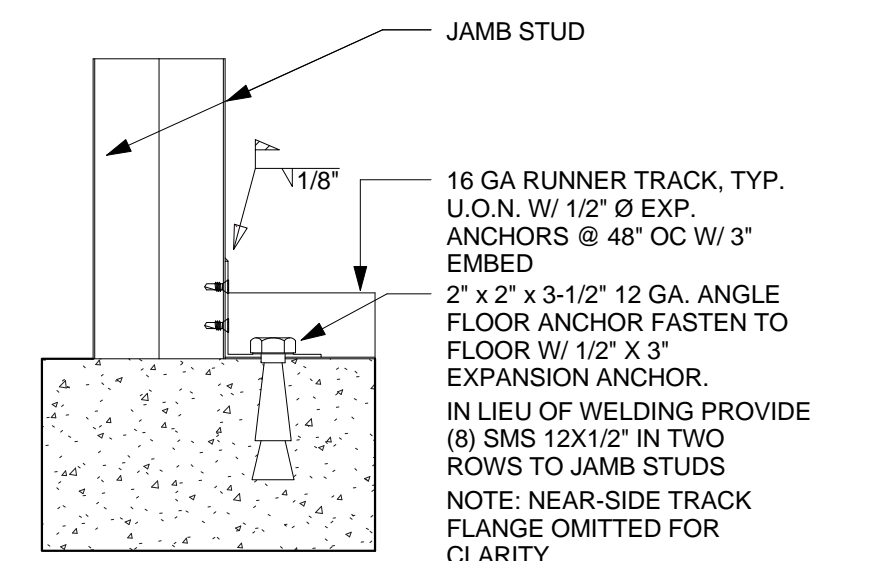
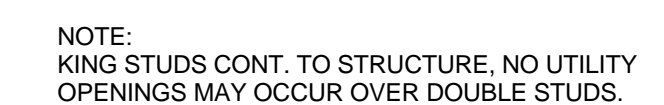
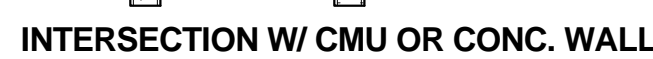

$$3'' = 1' \cdot 0''$$

$$3' = 1'-0''$$


$$1\frac{1}{2}'' = 1'-0''$$

$$12'' = 1'-0''$$
$$3'' = 1'-0''$$

$$3'' = 1'-0''$$

$$1/4'' = 1'-0''$$

$$1/4'' = 1'-0''$$


- NOTES:**
1. SEE PLANS & PARTITION SCHEDULE FOR PARTITION TYPES & FINISH.
 2. SINGLE LAYER GYP. SHEATHING INDICATED. MULTIPLE LAYERS MAY BE REQUIRED - SEE SCHEDULE.
 3. SEE PLANS AND PARTITION SCHEDULE FOR FIRE RATED PARTITIONS. FIRE RATED PARTITION ASSEMBLIES, INCLUDING RATED TOP OF WALL RATED SLIP TRACK ASSEMBLIES, SHALL NOT BE INTERRUPTED, PENETRATED, OR OTHERWISE OBSTRUCTED BY NON FIRE RATED PARTITIONS.

$$3'' = 1'-0''$$

ELECTRICAL
FWA INC.
330 FRANKLIN STREET,
OAKLAND, CA 94612
TEL: (510) 763-7475
FAX: (510) 763-7033

239 9TH STREET, Suite 201
SAN FRANCISCO, CA 94103
T:(415) 682-7376
F:(415) 682-7339
www.meiarchitects.com



3" - 1'0"

Approved: Project Director

AS8-6

 Department of
Veterans Affairs