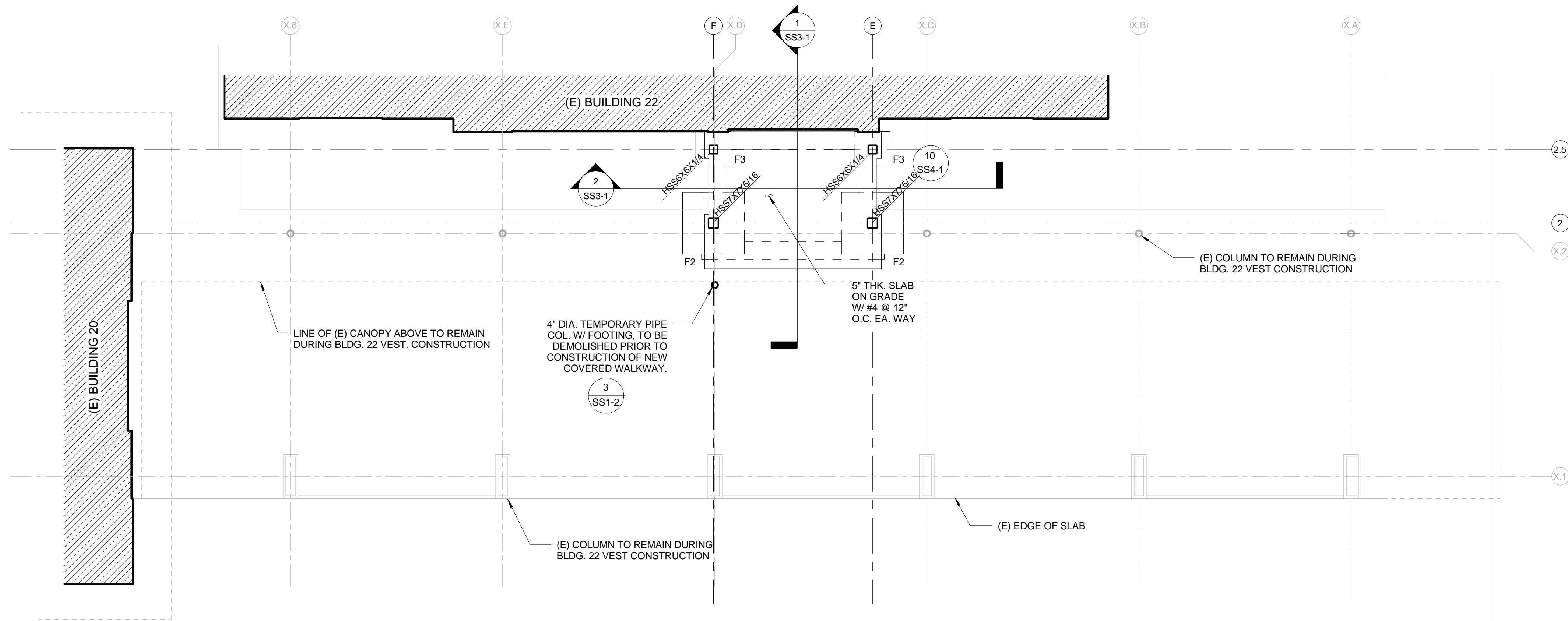


three inches = one foot
one and one half inches = one foot
one inch = one foot
three quarters inch = one foot
one half inch = one foot
three eighths inch = one foot
one quarter inch = one foot
one eighth inch = one foot

2 FRAMING PLAN (BLDG. 22 VEST.)

1/4" = 1'-0"



1 FOUNDATION PLAN (BLDG.22 VEST.)

1/4" = 1'-0"


CONSULTANTS:

STRUCTURAL
E&A ENGINEERS
20505 E. VALLEY BLVD, SUITE 110
WALNUT, CA 91789-2705
TEL: (909) 598-5045
FAX: (909) 598-8585

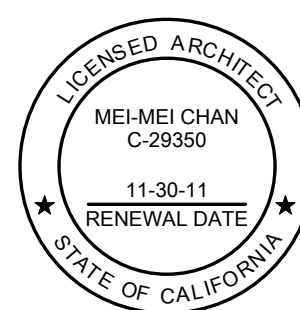
MECHANICAL & PLUMBING
SJ ENGINEERS
300 FRANK OGAWA PLAZA, SUITE 308,
OAKLAND, CA 94612
TEL: (510) 832-1505
FAX: (510) 832-1507

ELECTRICAL
FWA INC.
330 FRANKLIN STREET,
OAKLAND, CA 94612
TEL: (510) 763-7475
FAX: (510) 763-7033

ARCHITECT/ENGINEERS:



239 9TH STREET, Suite 201
SAN FRANCISCO, CA 94103
T: (415) 882-7376
F: (415) 882-7339
www.meiarchitects.com



Drawing Title
**FOUNDATION & ROOF FRAMING
PLAN (BLDG. 22 VEST.)**

Approved: Project Director



Project Title
**ENTRANCE VESTIBULES AND
COVERED WALKWAY AT
BLDGS. 20 AND 22**

Location
VANCHCS - MARTINEZ

Date
JUNE 10, 2011

Checked
GVE

Drawn
CEL

Project Number
612-10-066

Building Number
BLDGS. 20 & 22

Drawing Number

SS2-1

**Office of
Facilities
Management**




NOTES/ LEGEND:

1. REFER TO ARCHITECTURAL DRAWINGS FOR DIMENSIONS.
2. REFER TO SHEETS SS3-1 TO SS3-3 FOR FRAMING ELEVATIONS.



INDICATES HOLLOW STRUCTURAL COLUMN, U.N.O.



INDICATES FOOTING

F-1

INDICATES FOOTING DESIGNATION. SEE FOOTING DETAIL