



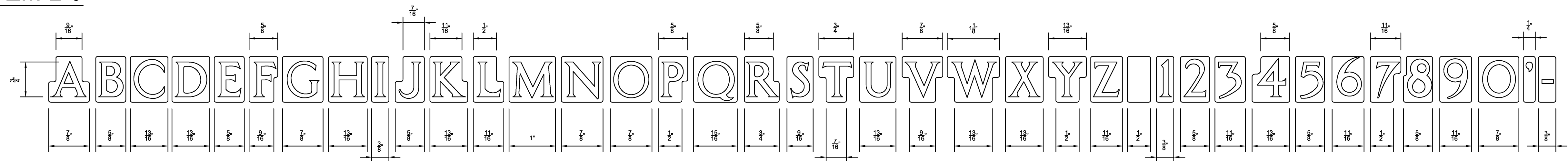
ITEM L-1



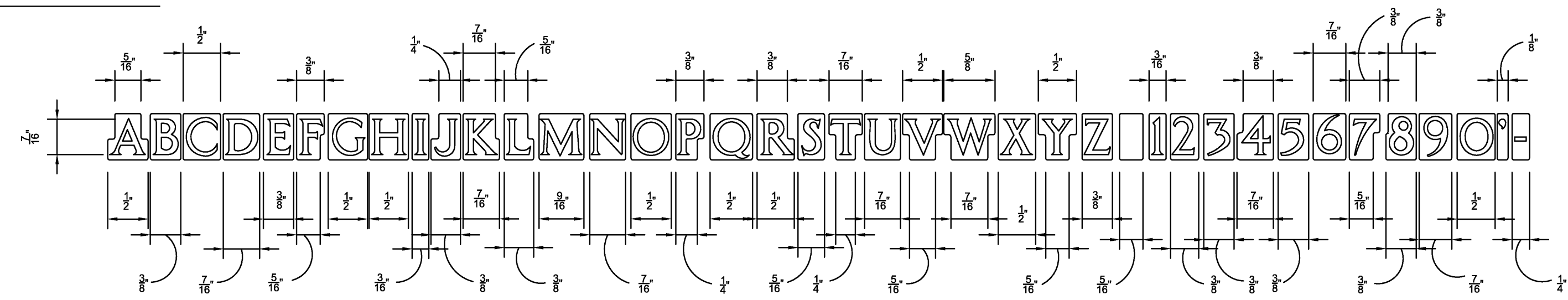
ITEM L-2



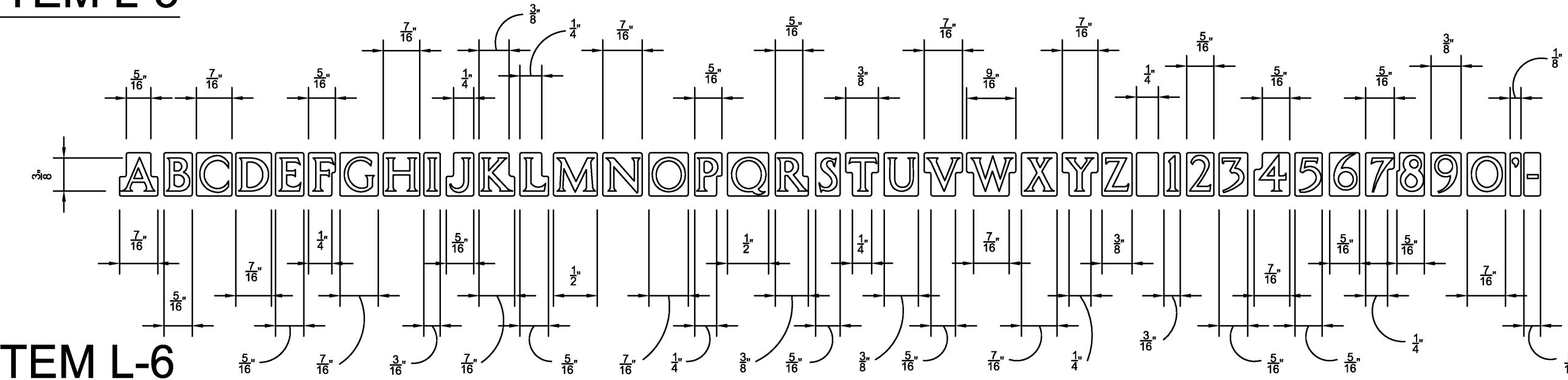
ITEM L-3



## ITEM L-4

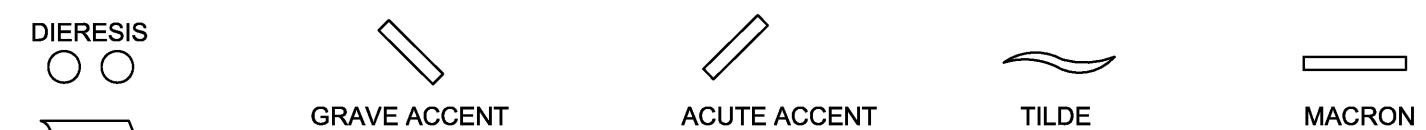


ITEM L-5

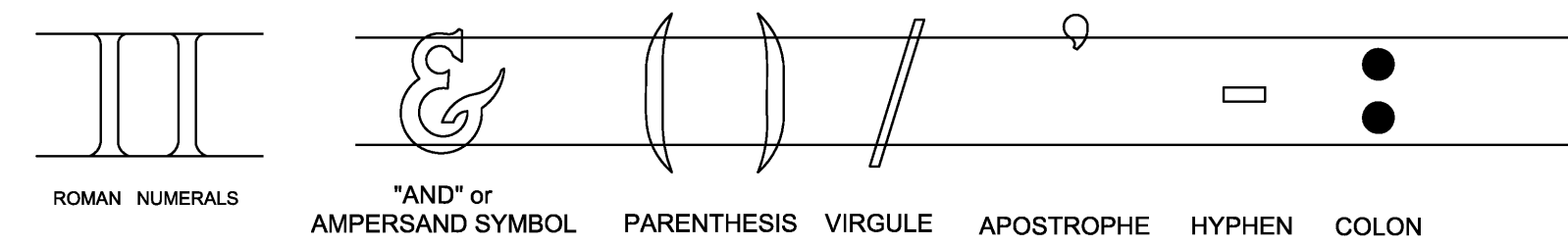


## ITEM L-6

## ACCENT MARKS AND CHARACTERS

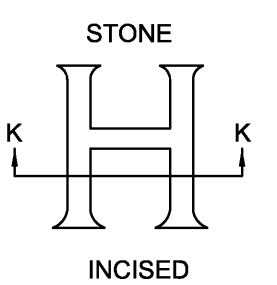
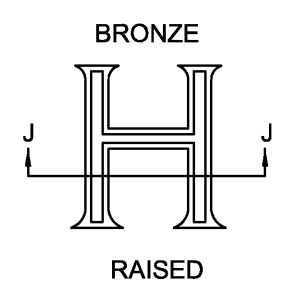


**NOTE 1:** THE ABOVE SYMBOLS WILL BE USED WHEN INDICATED ON THE ORDER FORM. THE SIZE OF THE SYMBOLS WILL BE RELATIVE TO THE SIZE OF THE LETTERS WITH WHICH THEY ARE USED.

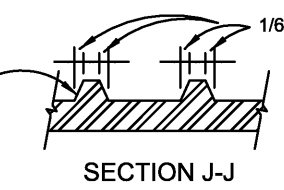


**NOTE 2:** ROMAN NUMERALS WILL BE USED AS PART OF PROPER NAMES, WORLD WAR DESIGNATIONS OR IN ANY MANNER INDICATED ON THE ORDER FORM. THEY WILL HAVE THE SAME HEIGHT, INSCRIBED TO THE SAME DEPTH AS THE LETTERS OF THAT LINE FOR THE INSCRIPTION OF WHICH THEY ARE A PART. WHEN RAISED, THEY WILL CONFORM IN A LIKE MANNER.

### CROSS SECTION DETAIL



**NOTE:**  
Outline of letters  
shown above  
is the base



SECTION K-K

SEE INSCRIPTION TABLE

ITEM	LETTERS	INCISED MARBLE	INCISED GRANITE	INCISED BRONZE
ITEM L-1	1 1/8"	6/32"		
ITEM L-2	1"			3/32"
ITEM L-3	7/8"	4/32"	6/32"	
ITEM L-4	3/4"	4/32"	6/32"	3/32"
ITEM L-5	7/16"			3/32"
ITEM L-6	3/8"			3/32"

### INSCRIPTION TABLE



NATIONAL  
CEMETERY  
ADMINISTRATION

Drawing Title	LETTERS, NUMBERS, CHARACTERS & EMBLEMS
---------------	---

Approved: Director, Memorial Programs Service

Approved: Chief of Operations, Memorial Programs Service

Signed

Project Title

**GOVERNMENT HEADSTONES  
AND MARKERS**

•

Marker Type  
UPRIGHT &  
FLAT MARKERS

Checked	Drawn <b>DURHAM &amp; ASSOC</b>
---------	--

Digital File A-I NC&F1 DWG 24" x 36" SHEET

site

project No.

V786P 530

DRAWING NO.  
A-I NC&E-1

Sheet 1 of 3

A	MOVE RAISED BRONZE & INCISED STONE DETAILS TO A-LNC&E SHT 2 ADDED L-4 & L-5, REVISED NOTES	03-01-07
--	SUPERSEDES DRAWING ID-3 DATED 12-29-98	6/5/03
Revisions		Date

## GENERAL NOTES

1. FOR MARBLE AND GRANITE HEADSTONES/MARKERS:  
SMALL CAPITAL LETTERS WILL BE USED FOR ANY LETTER IN THE INSCRIPTION SHOWN IN LOWER CASE. THEY WILL HAVE THE SAME DEPTH OR RISE AS THE LARGER LETTERS. THE SIZE OF THE LETTERING WILL BE ITEM L-3 WHEN USED WITH ITEM L-1 AND ITEM L-4 WHEN USED WITH ITEM L-3.

2. FOR 12X24 BRONZE MARKERS ONLY:

2. FOR 12X24 BRONZE MARKERS ONLY:  
ALL NAME LINES WILL USE ITEM L-2. ALL OTHER LINES WILL USE ITEM L-4. SMALL CAPITAL LETTERS WILL BE USED FOR ANY LETTER IN THE INSCRIPTION SHOWN IN LOWER CASE. THEY WILL HAVE THE SAME DEPTH OR RISE AS THE LARGER LETTERS. THE SIZE OF THE LETTERING WILL BE ITEM L-4 WHEN USED WITH ITEM L-2 AND ITEM L-5 WHEN USED WITH ITEM L-4.

3. FOR MARBLE, GRANITE AND BRONZE HEADSTONES/MARKERS:  
CHARACTERS SMALLER THAN L-4 ARE NOT AUTHORIZED, EXCEPT ON SPECIAL OCCASIONS.

4. **FOR BRONZE NICHE MARKERS ONLY:** ALL NAME LINES WILL USE ITEM L-5, ALL OTHER LINES WILL USE ITEM L-6. SMALL CAPITAL LETTERS WILL BE USED FOR ANY LETTER IN THE INSCRIPTION SHOWN IN LOWER CASE. THEY WILL HAVE THE SAME DEPTH OR RISE AS THE LARGER LETTERS. THE SIZE OF THE LETTERING WILL BE ITEM L-6 WHEN USED WITH ITEM L-5. IF A SMALL CAPITAL LETTER IS NEEDED FOR ITEM L-6 THE SIZE WILL BE 1/4".

5. UPON APPROVAL OF THE DESIGNATED COTR OF THE MPS PROGRAM SUPPORT UNIT, SLIGHT REVISIONS MAY BE MADE TO L-3 AND L-4 LETTERS USED ON STONE HEADSTONES/MARKERS WHICH ENLARGE THE CENTER AREAS OF LETTERS / NUMERALS TO PREVENT BLOWN LETTERING. REVISIONS ARE NOT TO CHANGE THE OVERALL SIZE, STYLE OR APPEARANCE OF LETTERING.