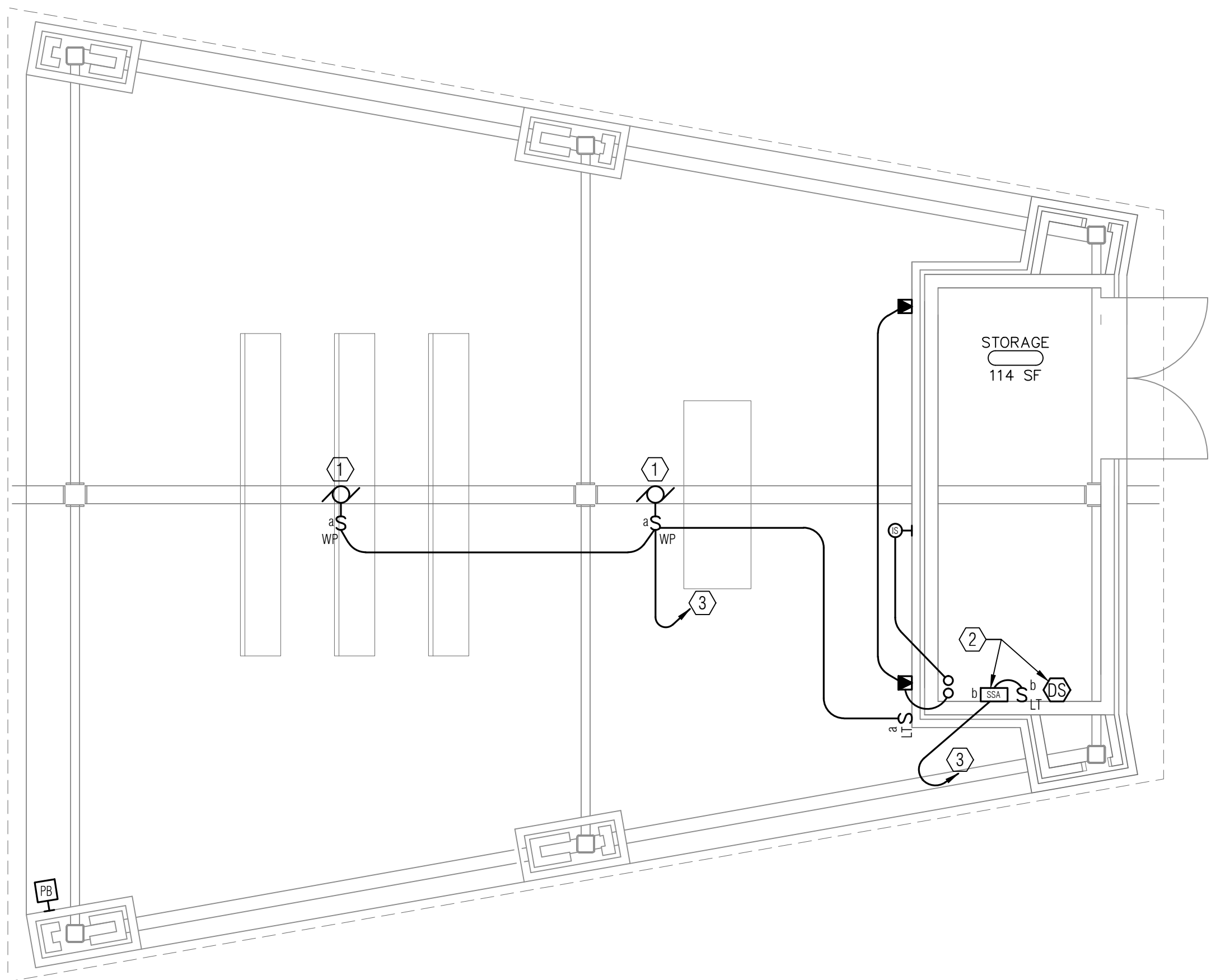
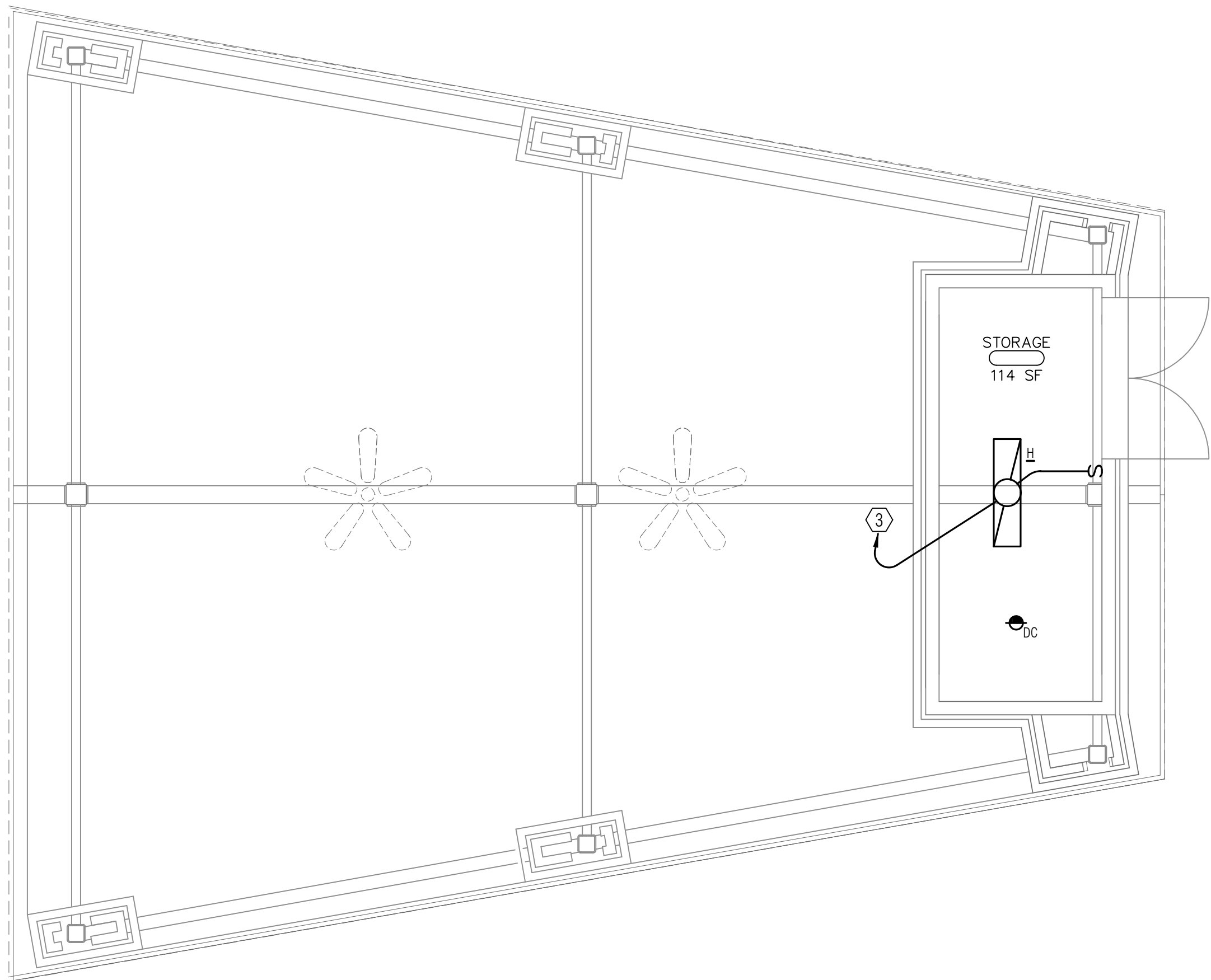


SHEET NOTES

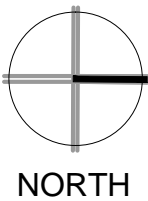
1. REFER TO SHEET 4000-E2 FOR SOLAR SYSTEM REQUIREMENTS.
2. MULTI-WIRE BRANCH CIRCUITS ARE NOT ALLOWED. EACH UNGROUNDED SINGLE POLE CIRCUIT SHALL HAVE A SEPARATE NEUTRAL CONDUCTOR.

NUMBERED NOTES

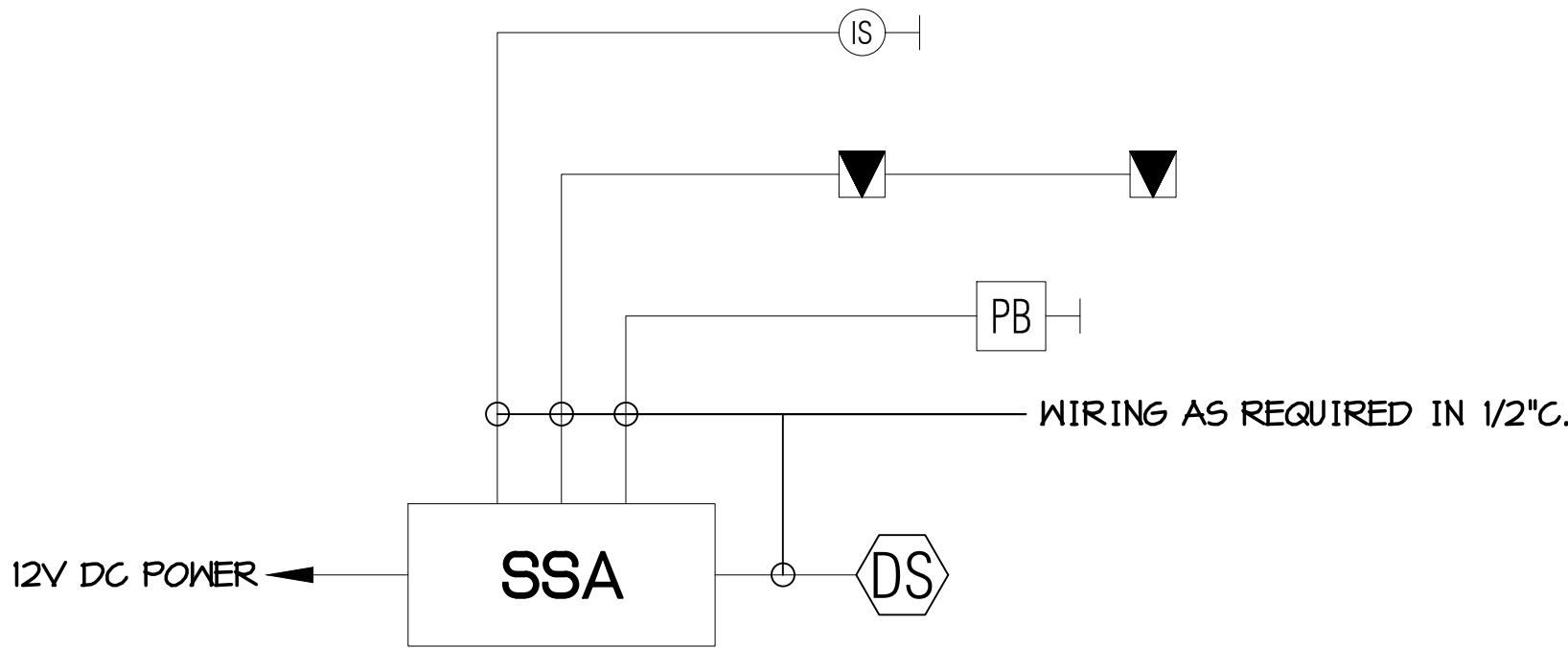
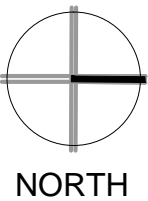
- ① CEILING FAN, 4W, 12VDC.
- ② LOCATE AT SOUND SYSTEM SHELF.
- ③ TO SOLAR POWER SYSTEMS BATTERY ASSEMBLY, WIRE PER SOLAR POWER SYSTEM MANUFACTURER'S REQUIREMENTS.



1 COMMITTAL SHELTER FLOOR PLAN - LIGHTING
SCALE: 1/4"=1'-0"



2 COMMITTAL SHELTER FLOOR PLAN - POWER & SIGNAL
SCALE: 1/4"=1'-0"



3 COMMITTAL SHELTER SOUND SYSTEM RISER DIAGRAM
SCALE: NONE

SOUND SYSTEM NOTES


1. THIS CONTRACTOR SHALL FURNISH AND INSTALL AT COMMITMENT SHELTERS, A COMPLETE AND OPERATIONAL SOUND SYSTEM AS DESCRIBED WITHIN THESE PLANS.
2. SYSTEM SHALL BE TESTED, CERTIFIED AND FULLY OPERATIONAL PRIOR TO OWNER ACCEPTANCE. PROVIDE ENGINEER WITH WRITTEN CERTIFICATION AFTER SYSTEM HAS BEEN PROPERLY TESTED.
3. ALL WORK PERFORMED AND ALL MATERIAL AND EQUIPMENT FURNISHED UNDER THIS CONTRACT SHALL BE FREE FROM DEFECTS AND SHALL REMAIN SO FOR A PERIOD OF AT LEAST ONE (1) YEAR FROM THE DATE OF ACCEPTANCE. THE FULL COST OF MAINTENANCE, LABOR, AND MATERIALS REQUIRED TO CORRECT AND DEFECT DURING THIS ONE YEAR PERIOD SHALL BE INCLUDED IN THE SUBMITTAL BID.

SOUND SYSTEM SYMBOLS

- SOUND SYSTEM - MIXER/AMPLIFIER - TOA CA-160 OR EQUAL 60 WATT AMPLIFIER - MOUNT ON CONTRACTOR PROVIDED SHELF WITHIN STORAGE SHELTER STORAGE CLOSET.
- SOUND SYSTEM - FLUSH IN WALL WEATHER RESISTANT SPEAKER - ATLAS SOUND 86X160 SPEAKER WITH VP16-HR0 BAFFLE AND Q-SERIES ENCLOSURE OR EQUAL. PROVIDE MOUNTING ACCESSORIES AS REQUIRED FOR INSTALLATION IN BRICK VENEER. CONTRACTOR SHALL COORDINATE BRICK OPENING & SUPPORT FOR ENCLOSURES FROM WALL STUDS.
- H SOUND SYSTEM - FLUSH IN WALL MOUNTED INFRARED SENSOR.
- S SOUND SYSTEM - MP3 DOCKING STATION - APPLE OR EQUAL UNIVERSAL DOCKING STATION - VELCRO MOUNT TO MIXER/AMPLIFIER.
- H SOUND SYSTEM - CONTROL STATION - CUSTOM "ON/OFF" SWITCH ON STAINLESS STEEL PLATE.

CONSTRUCTION DOCUMENTS

Revisions	Date



ECOM ENGINEERING INC.
1796 TRIBUTE ROAD, SUITE 100
SACRAMENTO, CA. 95815
916.641.5600
916.641.1640 FAX
WWW.ECOMENG.COM
JOB NO. 10E286.00 PW. MARK
DESIGNER: CHERYL

Carter Burgess
A Wholly Owned Subsidiary of Jacobs
Consultants in Architecture, Engineering,
Planning, and the Environment
Sacramento Office
180 Promenade Circle, Suite 300
Sacramento, California 95834
(916) 929-3323 Fax (916) 929-1772

Subconsultant List	
DREYFUSS & BLACKFORD	3540 FOLSOM BOULEVARD, SACRAMENTO, CA 95816 (916) 453-1234
CAPITAL ENGINEERING CONSULTANTS	11020 SUN CENTER DRIVE, RANCHO CORDOVA, CA 95670 (916) 851-3500
ECOM ENGINEERING INC.	1796 TRIBUTE ROAD, SUITE 100 SACRAMENTO, CA (916) 641-5600
BUEHLER & BUEHLER STRUCTURAL ENGINEERS, INC.	600 Q STREET, STE. 200, SACRAMENTO, CA. 95811 (916) 443-0303
W.L. BURLE ENGINEERS, PA	111 S. WALNUT STREET, GREENVILLE, MS 38702 (662) 332-2619
AQUA ENGINEERING, INC.	4803 INNOVATION DRIVE, FORT COLLINS, CO 80525 (970) 229-9668
THE SIERRA WEST GROUP, LLC	2730 GATEWAY OAKS DRIVE, STE. 110 SACRAMENTO, CA. 95833 (916) 925-4000



NATIONAL
CEMETERY
ADMINISTRATION

Drawing Title COMMITMENT SHELTER FLOOR PLANS - ELECTRICAL		Project Title LOUISIANA NATIONAL CEMETERY GRAVESITE EXPANSION PHASE 1B	Date: MARCH 22, 2012
Approved: Director, Office of Construction Management	Building Number	Checked: MSS	Drawn: BS
Approved: Director, Project Management Service	Location LOUISIANA NATIONAL CEMETERY ZACHARY, LOUISIANA	Project No. 870CM3023B	DRAWING NO. 2000-E1
		Dwg. 134 of 137	