

IMPORTANT NOTES

1. The ceiling minimum structure capacity must be able to support the load specified on the installation drawing.
2. Electrical power source outlet already available by the facility at a maximum distance of 3 meters from charging station.
3. Any obstructions such as vents, pipes, lights and sprinklers that could possibly be in the path of the ceiling lifts to be removed or relocated by the facility prior to installation.
4. Modifications of door headers by the facility.
5. Arjohuntleigh reserves the right to slightly modify the track layout if necessary.
6. See the "Agreed Conditions for the Installation of Ceiling Lifts" document included with this quote for important installation details.
7. Arjohuntleigh will not be held responsible for any damages, inconvenience, resulting from hitting any non visible conduits during our installation process.
8. Signed drawings are required prior to ordering and installation of ceiling lifts. This signature of each drawings confirms agreement of all the conditions listed above.

MY SIGNATURE BELOW VERIFIES THAT I HAVE:

Reviewed all 7 pages, with a total quantity of 1 rooms, for the approbation of layout for each room and the approbation of structure for each room. I verify that the answers below are accurate to the best of my knowledge and I understand that the quote produced is dependent upon the conditions below as well as this full drawing set.



















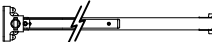

- Is a load dock available? ☒ YES ☐ NO
- Can facility accept shipment and store until install begins? ☒ YES ☐ NO
- Will a drop trailer be needed? YES ☒ NO
- Is parking available on site? Is there a fee involved? YES ☒ NO
- Are there any installation time frame limitations? What are they? YES ☒ NO
- Is a level of infectious control required? ☒ YES ☐ NO
If YES, then what level _____

CUSTOMER

APPROVAL: _____ DATE: _____

VAMC San Diego 3350 La Jolla Village Dr. San Diego , CA 92161

Legend

(*) 	Light		Bracket
	Vent		Joint bracket
	Access trap required		Wall bracket
	Existing access trap		Wall post side
	Sprinkler		Wall post
	Smoke detector		"T" junction
	Electrical outlet		Gate
	Curtain track	(*) 	Turntable
	IV track		Exchanger
	Swivel pole	(*) 	Motor/Charger location

(*) Symbol may vary depending of equipment type

REVISION(S)	DATE(S) (D-M-Y)

INSTALLATION DRAWING

VA SAN DIEGO

DISTRIBUTOR :

ARJOHUNTLEIGH

REPRESENTATIVE :

BILL ASHBROOK

DATE (DD-MMM-YYYY) :

19-APR-2016

REFERENCE # :

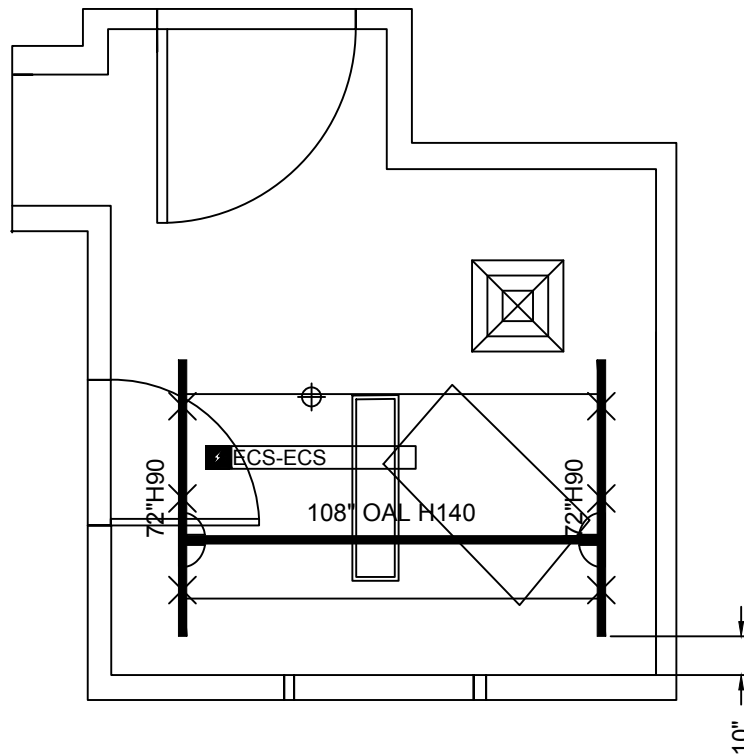
QC-04191601

ARJOHUNTLEIGH
GETINGE GROUP

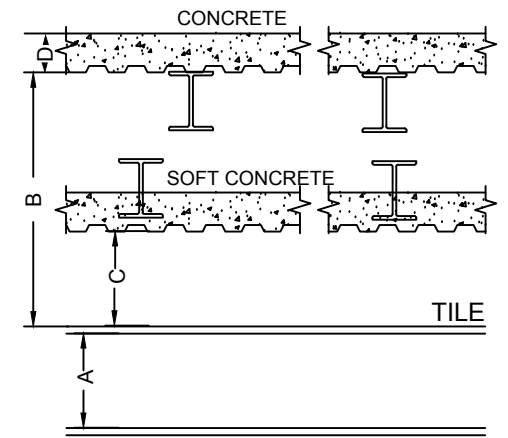
PAGE :

1 / 7

REFER TO PAGE 5/7 FOR BRACING REQUIREMENTS



- ALL HARDWARE INCLUDED.
(ACCORDING TO STRUCTURE)



A=108" F=10" ECS SYSTEM
B=100" G=48"
C=12" H=5" ECS SYSTEM
D=5"

QUANTITY OF ROOMS: 1

LISTING OF ROOM NUMBER(S):
4344

VA SAN DIEGO

SAFE WORKING LOAD BELOW LIFT: 600LBS [272KG]
MINIMUM STRUCTURE CAPACITY: 750LBS [340KG]

DATE CREATED (DD-MMM-YYYY): 19-APR-2016

DRAWN BY: Par SCALE: 1/4" = 1'

REFERENCE #: QC-04191601 PAGE: 2 / 7

NOTE: CUTTING OF RAILS ON SITE ONLY

ARJOHUNTLEIGH

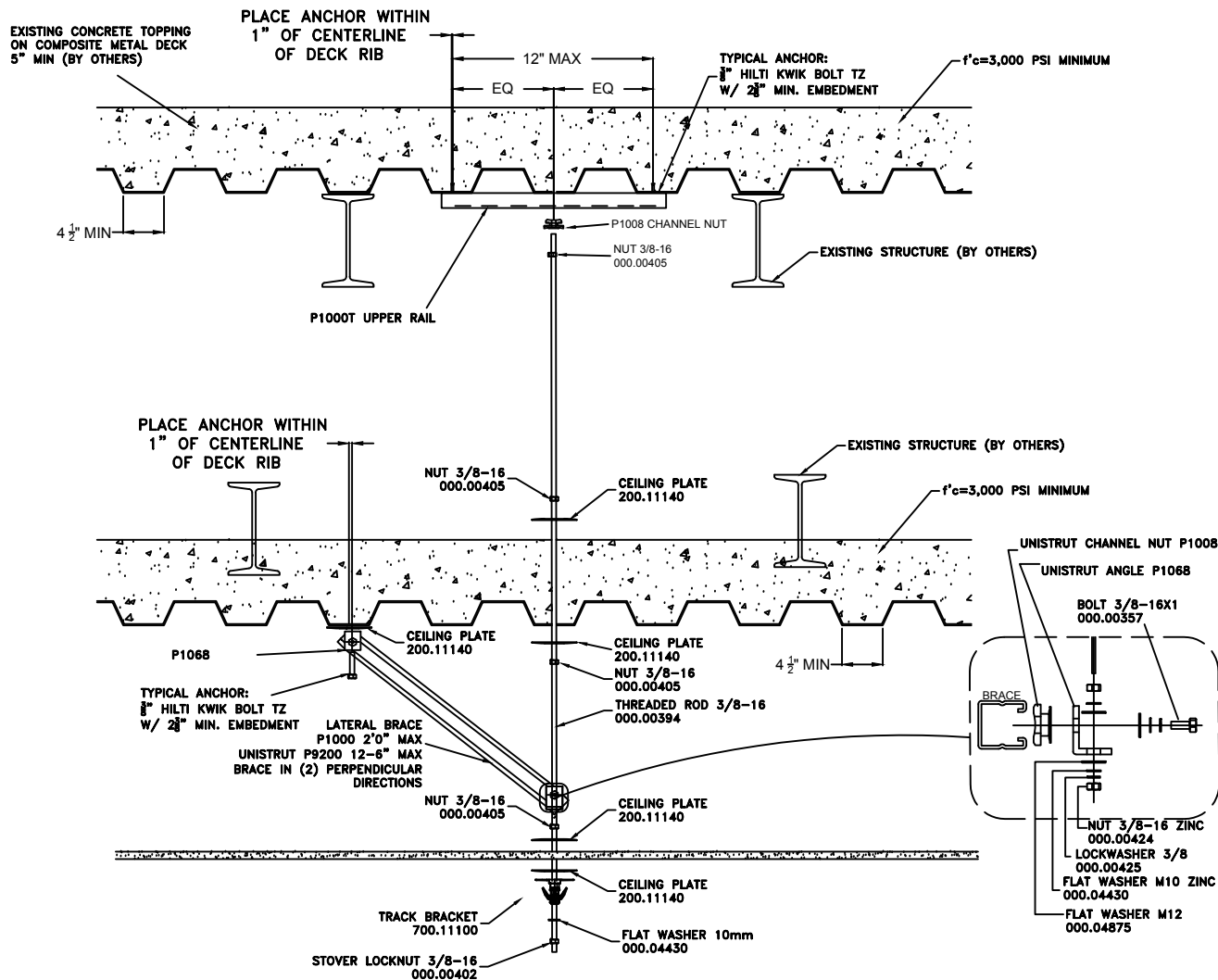
Date Signed: 6/16/16



Larson Engineering, Inc.
118 S. Clinton Street, Suite 250
Chicago, Illinois 60661
312.345.0540 Fax: 312.332.1484
www.larsonengr.com
LEI Comm#: 23160004.028

Limited to structural content only





Date Signed: 6/16/16



Larson Engineering, Inc.
118 S. Clinton Street, Suite 250
Chicago, Illinois 60661
312.345.0540 Fax: 312.332.1484
www.larsonengr.com
LEI Comm#: 23160004.028

Limited to structural content only

- ALL HARDWARE INCLUDED.
(ACCORDING TO STRUCTURE)

"NOTE: ARJOHUNTLEIGH GUARANTEES THE STRUCTURAL INTEGRITY OF THE TOTAL LIFT SYSTEM DESIGN, INCLUDING TRACK, BRACING, HANGERS, AND ALL CONNECTIONS TO THE BUILDING STRUCTURE. OUR DESIGN IS BASED ON THE REQUIREMENTS OF THE CURRENT INTERNATIONAL BUILDING CODE (IBC) AND THE SEISMIC LOADS OF THE REGION. THE FACILITY MUST VERIFY THE ADEQUACY OF THE BUILDING STRUCTURE TO SUPPORT THE LOADS IMPOSED BY THE LIFT SYSTEM."

QUANTITY OF ROOMS: 0

VA SAN DIEGO

SAFE WORKING LOAD BELOW LIFT: 600LBS [272KG]

MINIMUM STRUCTURE CAPACITY: 750LBS [340KG]

DATE CREATED (DD-MMM-YYYY): 19-APR-2016

DRAWN BY:

Par

SCALE:

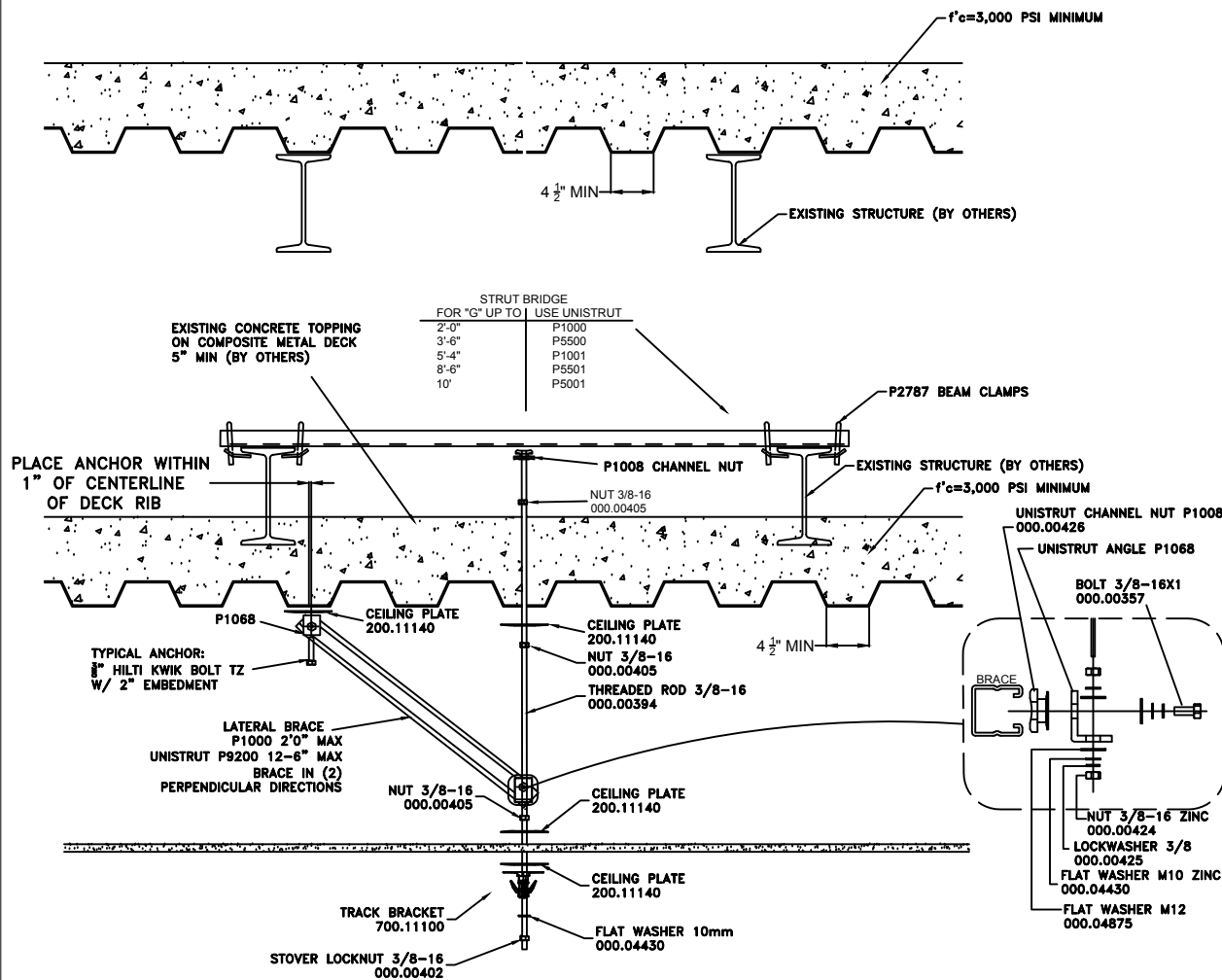
N/A

REFERENCE #:

QC-04191601

PAGE:

3 / 7



- ALL HARDWARE INCLUDED.
(ACCORDING TO STRUCTURE)

"NOTE: ARJOHUNTLEIGH GUARANTEES THE STRUCTURAL INTEGRITY OF THE TOTAL LIFT SYSTEM DESIGN, INCLUDING TRACK, BRACING, HANGERS, AND ALL CONNECTIONS TO THE BUILDING STRUCTURE. OUR DESIGN IS BASED ON THE REQUIREMENTS OF THE CURRENT INTERNATIONAL BUILDING CODE (IBC) AND THE SEISMIC LOADS OF THE REGION. THE FACILITY MUST VERIFY THE ADEQUACY OF THE BUILDING STRUCTURE TO SUPPORT THE LOADS IMPOSED BY THE LIFT SYSTEM."

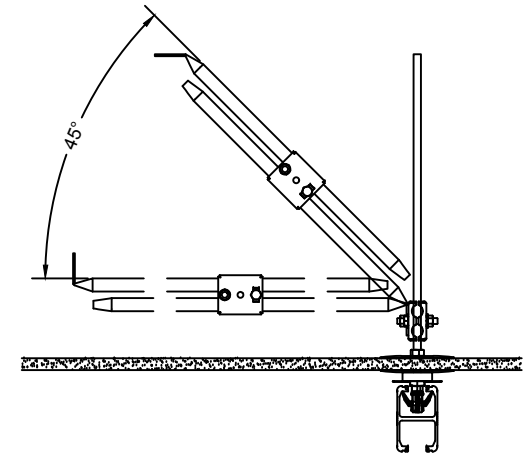
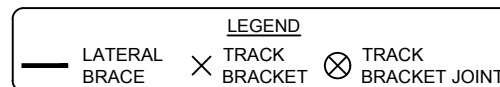
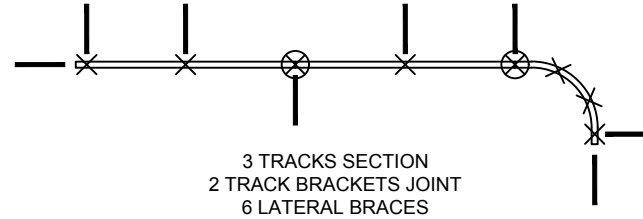
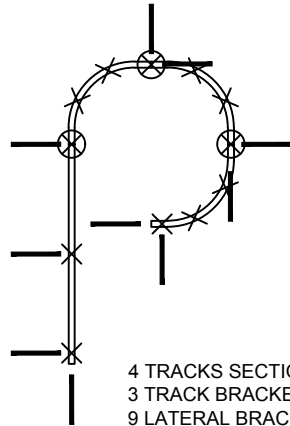
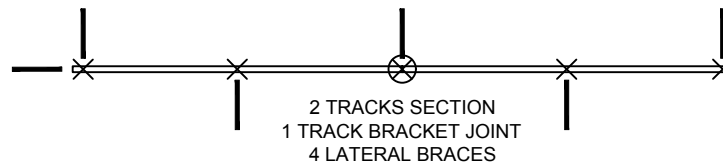
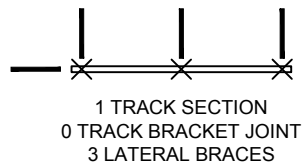
QUANTITY OF ROOMS:	0
VA SAN DIEGO	
SAFE WORKING LOAD BELOW LIFT: 600LBS [272KG] MINIMUM STRUCTURE CAPACITY: 750LBS [340KG]	
DATE CREATED (DD-MMM-YYYY): 19-APR-2016	
DRAWN BY: Par	SCALE: N/A
REFERENCE #: QC-04191601	PAGE: 4 / 7



Date Signed: 6/16/16
Larson Engineering, Inc.
 118 S. Clinton Street, Suite 250
 Chicago, Illinois 60661
 312.345.0540 Fax: 312.332.1484
 www.larsonengr.com
 LEI Comm#: 23160004.028
 Limited to structural content only

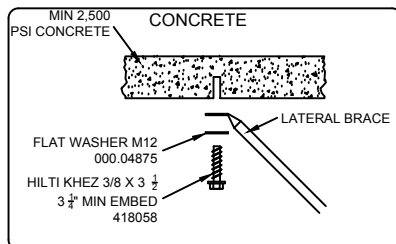
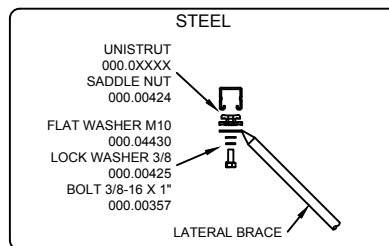
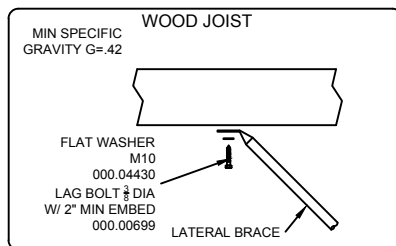
LATERAL BRACE REQUIREMENTS REV-3

- ALL HARDWARE INCLUDED.
(ACCORDING TO STRUCTURE)



- MINIMUM 3 LATERAL BRACES.
- NUMBER OF LATERAL BRACE = (NUMBER OF TRACK BRACKET JOINT X 2) + 2.

POSSIBLE ANCHOR LATERAL TO THE CEILING OR TO THE WALL



Date Signed: 6/16/16



Limited to structural content only

Larson Engineering, Inc.
118 S. Clinton Street, Suite 250
Chicago, Illinois 60661
312.345.0540 Fax: 312.332.1484
www.larsonengr.com
LEI Comm#: 23160004.028

QUANTITY OF ROOMS: 0

VA SAN DIEGO

SAFE WORKING LOAD BELOW LIFT: 600LBS [272KG]
MINIMUM STRUCTURE CAPACITY: 750LBS [340KG]

DATE CREATED (DD-MMM-YYYY): 19-APR-2016

DRAWN BY: Par

SCALE:

N/A

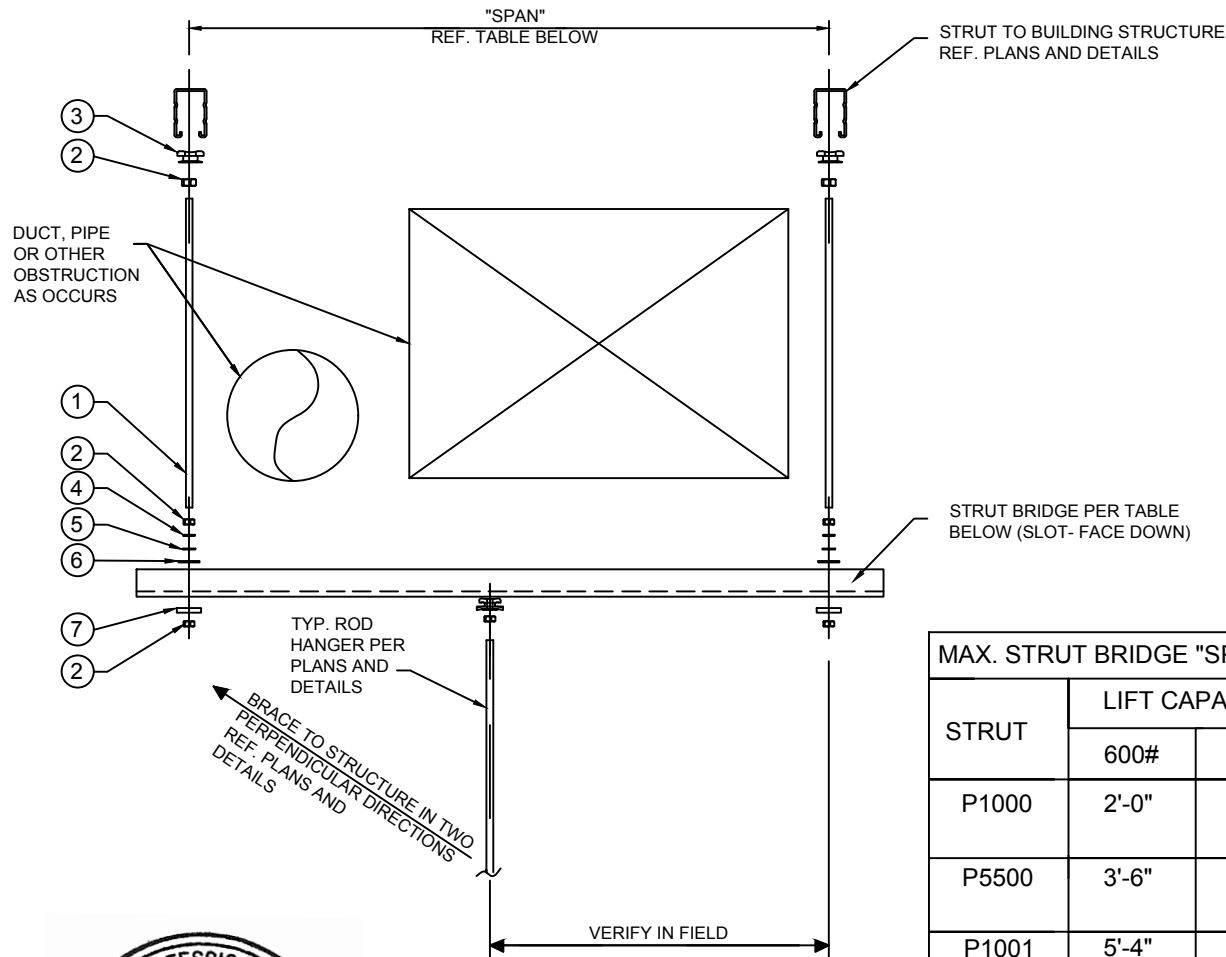
REFERENCE #:

QC-04191601

PAGE:

5 / 7

BRIDGE DETAIL



- ALL HARDWARE INCLUDED.
(ACCORDING TO STRUCTURE)

Item #	Part #	Description	Qty
1	000.00394	THREADED ROD 3/8-16 X 10' ZINC	2
2	P1008	NUT 3/8-16 ZINC	6
3	P1008	UNISTRUT SADDLE NUT 3/8-16	2
4	000.00425	LOCKWASHER 3/8"	2
5	000.04430	FLAT WASHER M10 ZINC	2
6	000.04875	FLAT WASHER M12	2
7		1 5/8" SQUARE X 1/4" FLAT PLATE WASHER	2

MAX. STRUT BRIDGE "SPAN"		
STRUT	LIFT CAPACITY	
	600#	
P1000	2'-0"	
P5500	3'-6"	
P1001	5'-4"	
P5501	8'-6"	
P5001	10'	

QUANTITY OF ROOMS: 0

VA SAN DIEGO

SAFE WORKING LOAD BELOW LIFT: 600LBS [272KG]
MINIMUM STRUCTURE CAPACITY: 750LBS [340KG]

DATE CREATED (DD-MMM-YYYY) : 19-APR-2016

DRAWN BY : Par	SCALE : N/A
REFERENCE # : QC-04191601	PAGE : 6 / 7



Date Signed: 6/16/16



Larson

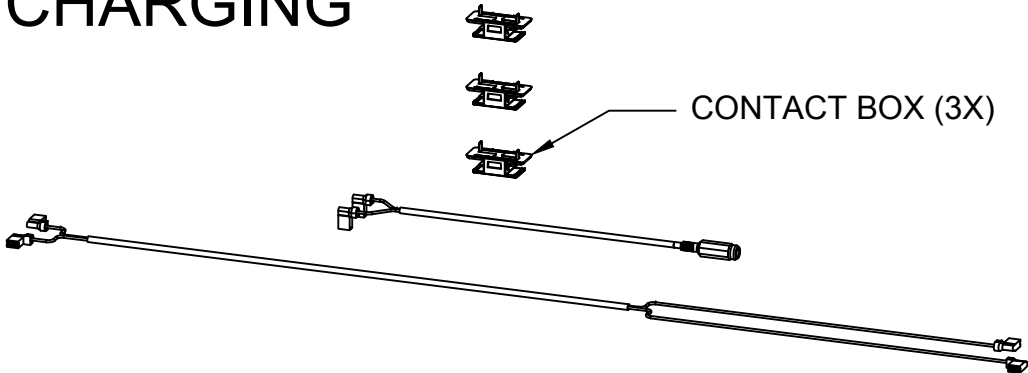
Larson Engineering, Inc.
118 S. Clinton Street, Suite 250
Chicago, Illinois 60661
312.345.0540 Fax: 312.332.1484
www.larsonengr.com
LEI Comm#: 23160004.028

Limited to structural content only

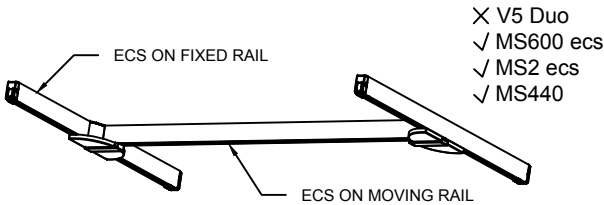
"NOTE: ARJOHUNTLEIGH GUARANTEES THE STRUCTURAL INTEGRITY OF THE TOTAL LIFT SYSTEM DESIGN, INCLUDING TRACK, BRACING, HANGERS, AND ALL CONNECTIONS TO THE BUILDING STRUCTURE. OUR DESIGN IS BASED ON THE REQUIREMENTS OF THE CURRENT INTERNATIONAL BUILDING CODE (IBC) AND THE SEISMIC LOADS OF THE REGION. THE FACILITY MUST VERIFY THE ADEQUACY OF THE BUILDING STRUCTURE TO SUPPORT THE LOADS IMPOSED BY THE LIFT SYSTEM."

ECS - ECS CHARGING

- ALL HARDWARE INCLUDED.
(ACCORDING TO STRUCTURE)

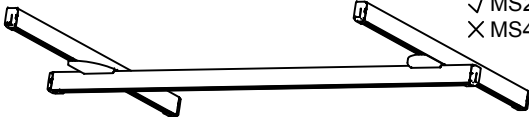


700-11228 - ECS to ECS wiring kit



FLUSH X-Y CONFIG.

- × V5 Duo
- ✓ MS600 ecs
- ✓ MS2 ecs
- ✓ MS440



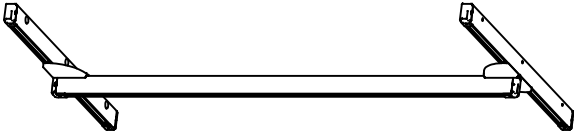
STANDARD X-Y CONFIG.

- × V5 Duo
- ✓ MS600 ecs
- ✓ MS2 ecs
- × MS440



EMBEDDED X-Y CONFIG.

- ✓ V5 Duo
- × MS600 ecs
- ✓ MS2 ecs
- × MS440



WALL MOUNTED X-Y CONFIG.

- × V5 Duo
- ✓ MS600 ecs
- ✓ MS2 ecs
- × MS440

QUANTITY OF ROOMS: **Z**

VA SAN DIEGO

SAFE WORKING LOAD BELOW LIFT: 600LBS [272KG]
MINIMUM STRUCTURE CAPACITY: 750LBS [340KG]

DATE CREATED (DD-MMM-YYYY) : 19-APR-2016

DRAWN BY : Par

SCALE : N/A

REFERENCE # : QC-04191601

PAGE : 7 / 7