



VA NORTHERN INDIANA
HEALTH CARE SYSTEM
2121 LAKE AVE. FORT WAYNE, INDIANA 46805

REPLACE MAIN ELECTRICAL
TO OUT-BUILDINGS

PROJECT NO. 610A4-12-188

SHEET INDEX:

● DRAWINGS ISSUED IN SUBMISSION

GENERAL			
●	1 of 48	9/18/2015	G001 COVER
●	2 of 48	9/18/2015	G002 CODE SUMMARY BUILDING 10
●	3 of 48	9/18/2015	G003 ICR, ESM PLANS AND NOTES

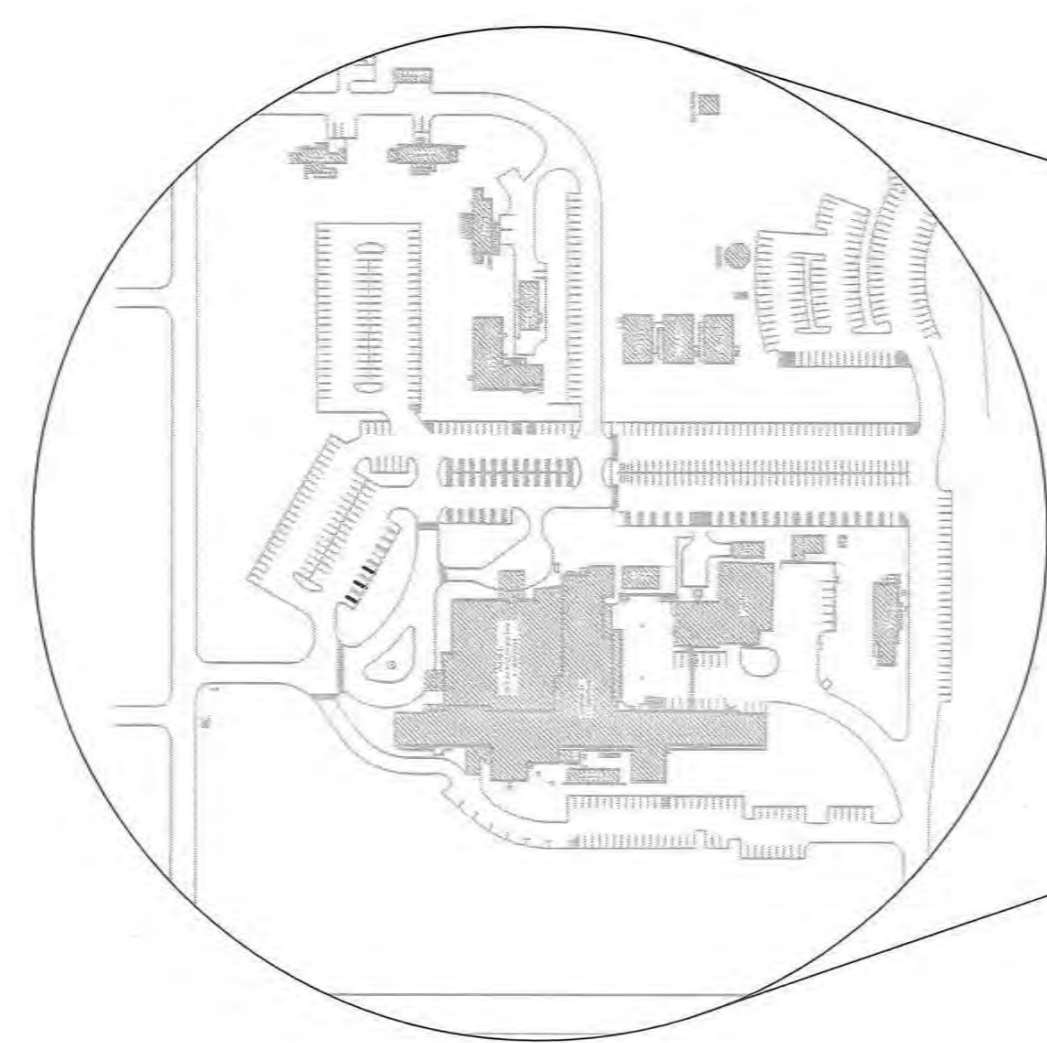
CIVIL			
●	4 of 48	9/18/2015	VF101 TOPOGRAPHIC SURVEY
●	5 of 48	9/18/2015	CD101 DEMOLITION PLAN - SOUTH
●	6 of 48	9/18/2015	CD102 DEMOLITION PLAN - NORTH
●	7 of 48	9/18/2015	CS101 SITE PLAN - SOUTH
●	8 of 48	9/18/2015	CS102 SITE PLAN - NORTH
●	9 of 48	9/18/2015	CS501 SITE DETAILS
●	10 of 48	9/18/2015	CG101 GRADING PLAN - SOUTH
●	11 of 48	9/18/2015	CG102 GRADING PLAN - NORTH
●	12 of 48	9/18/2015	CU101 UTILITY PLAN - SOUTH
●	13 of 48	9/18/2015	CU102 UTILITY PLAN - NORTH
●	14 of 48	9/18/2015	CU501 UTILITY DETAILS
●	15 of 48	9/18/2015	CA101 EROSION CONTROL PLAN - SOUTH
●	16 of 48	9/18/2015	CA102 EROSION CONTROL PLAN - NORTH
●	17 of 48	9/18/2015	CU501 EROSION CONTROL DETAILS

STRUCTURAL			
●	18 of 48	9/18/2015	S001 ABBREVIATIONS AND SYMBOLS
●	19 of 48	9/18/2015	S002 GENERAL STRUCTURAL NOTES
●	20 of 48	9/18/2015	S0101 FOUNDATION AND FRAMING PLANS, SECTIONS AND ELEVATIONS

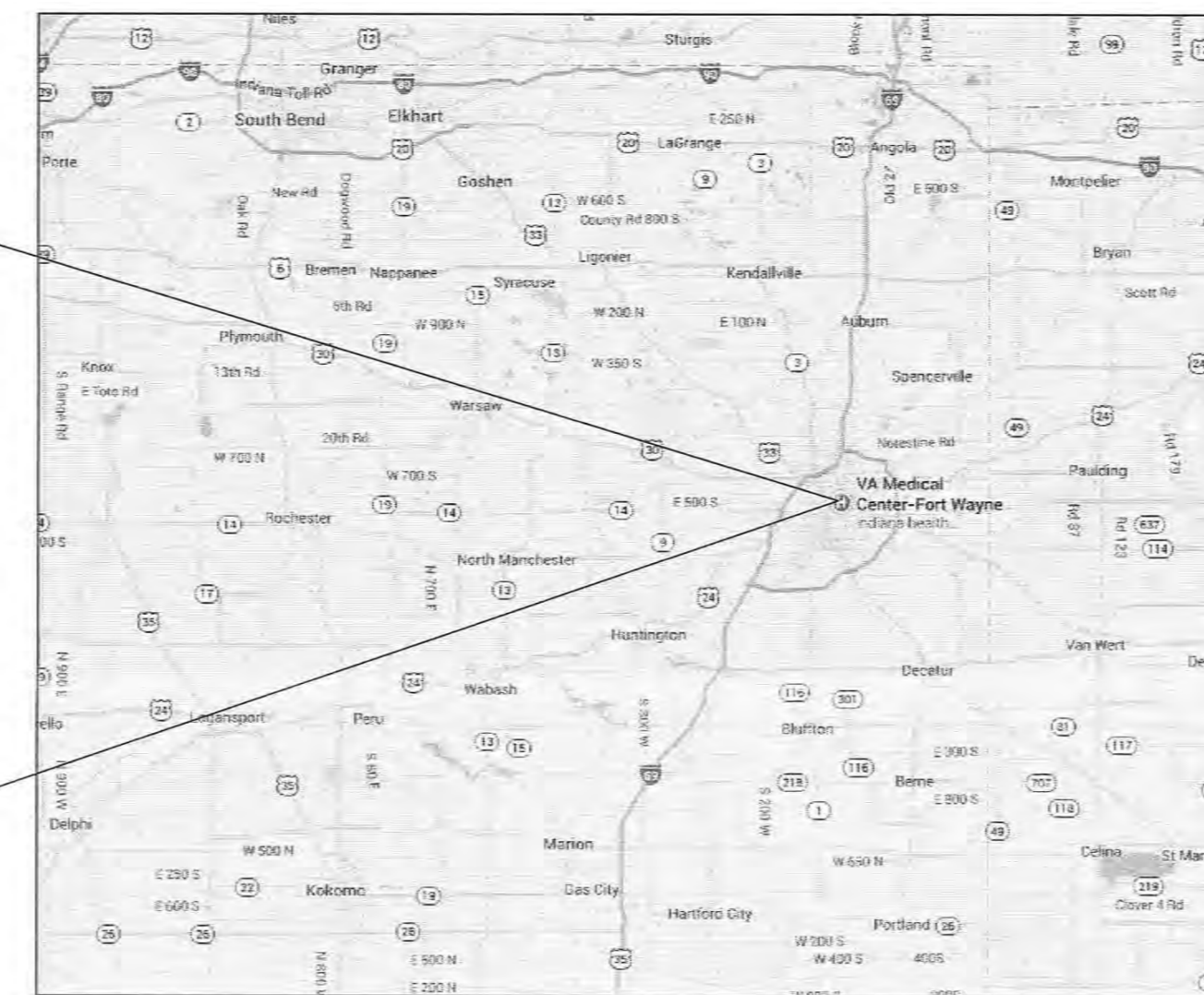
ARCHITECTURAL			
●	21 of 48	9/18/2015	A-101 BUILDING 10 ARCHITECTURAL FLOOR PLAN, SECTIONS & ELEVATIONS, SCHEDULES
●	22 of 48	9/18/2015	A-102 BUILDING 1 ARCHITECTURAL PLANS, SECTIONS & DETAILS
●	23 of 48	9/18/2015	A-103 BUILDING 1 - ARCHITECTURAL BASEMENT FLOOR PLAN
●	24 of 48	9/18/2015	A-501 ARCHITECTURAL DETAILS
●	25 of 48	9/18/2015	A-502 ARCHITECTURAL DETAILS

MECHANICAL			
●	26 of 48	9/18/2015	M-101 MECHANICAL PLANS, DETAILS, AND SCHEDULES

ELECTRICAL			
●	27 of 48	9/18/2015	E-001 ELECTRICAL AND FIRE ALARM NOTES, ABBREVIATIONS, AND LEGEND
●	28 of 48	9/18/2015	ES101 ELECTRICAL SITE PLAN
●	29 of 48	9/18/2015	ES102 MANHOLE DETAILS
●	30 of 48	9/18/2015	E-101 BUILDING 10 - ELECTRICAL PLANS
●	31 of 48	9/18/2015	E-102 BUILDING 1 - BASEMENT ELECTRICAL PLANS
●	32 of 48	9/18/2015	E-103 BUILDING 3 - ELECTRICAL PLANS
●	33 of 48	9/18/2015	E-104 BUILDING 5 - ELECTRICAL PLANS
●	34 of 48	9/18/2015	E-105 BUILDING 6 - ELECTRICAL PLANS
●	35 of 48	9/18/2015	E-106 BUILDING 7 - ELECTRICAL PLANS
●	36 of 48	9/18/2015	E-401 BUILDING 1 - ENLARGED ELECTRICAL PLANS
●	37 of 48	9/18/2015	E-501 ELECTRICAL DETAILS
●	38 of 48	9/18/2015	E-502 ELECTRICAL DETAILS
●	39 of 48	9/18/2015	E-601 ELECTRICAL SINGLE LINE DIAGRAM EXCERPT FROM EOL-029
●	40 of 48	9/18/2015	E-602 ELECTRICAL SINGLE LINE DIAGRAM EXCERPT FROM EOL-048
●	41 of 48	9/18/2015	E-603 ELECTRICAL SINGLE LINE DIAGRAM EXCERPT FROM EOL-058
●	42 of 48	9/18/2015	E-604 ELECTRICAL SINGLE LINE DIAGRAM EXCERPT FROM EOL-089
●	43 of 48	9/18/2015	E-605 277 / 480V SWITCHBOARD RISER DIAGRAMS
●	44 of 48	9/18/2015	FD101 BUILDING 3 - BASEMENT AND FIRST FLOOR FIRE ALARM DEMOLITION PLANS
●	45 of 48	9/18/2015	FA101 BUILDING 3 - BASEMENT AND FIRST FLOOR FIRE ALARM PLANS
●	46 of 48	9/18/2015	FA102 BUILDING 5 - FIRE ALARM PLANS
●	47 of 48	9/18/2015	FA103 BUILDING 6 - FIRE ALARM PLANS
●	48 of 48	9/18/2015	FA104 BUILDING 7 - FIRE ALARM PLANS



CAMPUS MAP
SCALE: NTS



VICINITY MAP
SCALE: NTS

VA APPROVAL	
Project Manager _____	Date _____
Safety Manager _____	Date _____
Maintenance and Operations Manager _____	Date _____
Chief Engineer _____	Date _____
Executive Leadership _____	Date _____
Executive Leadership _____	Date _____
Executive Leadership _____	Date _____

100% CONSTRUCTION DOCUMENTS

CONSULTANTS:

ARCHITECT/ENGINEERS:



Civil / Structural Engineer
GUIDON
805 N Capitol Avenue, STE 100
Indianapolis, IN 46205
Tel: (317) 800-6388

Drawing Title
COVER

Approved: Project Director

Project Title
REPLACE MAIN ELECTRICAL
TO OUT-BUILDINGS

Location
FORT WAYNE, IN

Date
9/18/2015

Checked
KMN

Drawn
MEG

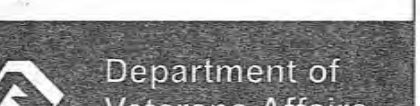
Project Number
610A4-12-188

Building Numbers
1,3,5,6,7,10,14,15,16

Drawing Number
G1001

Dwg. 1 of 48

Office of
Construction
and Facilities
Management



Scale indicators: three inches = one foot, one and one half inches = one foot, one inch = one foot, three quarters inch = one foot, one half inch = one foot, three eighths inch = one foot, one quarter inch = one foot, one eighth inch = one foot.