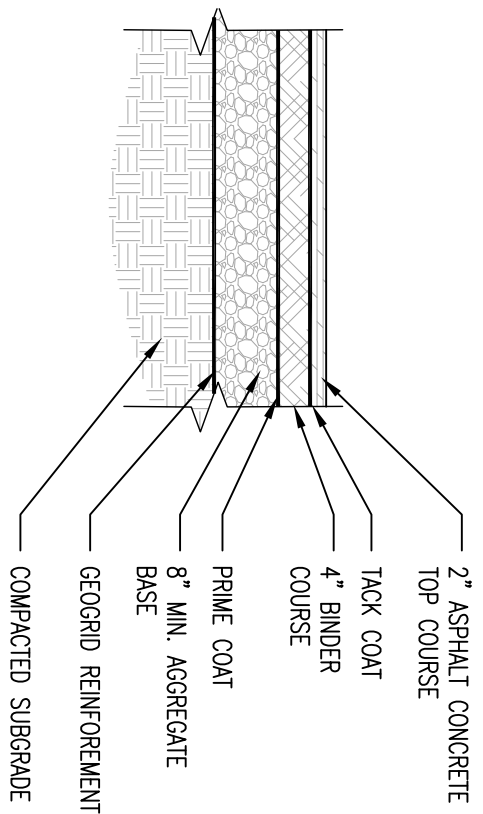


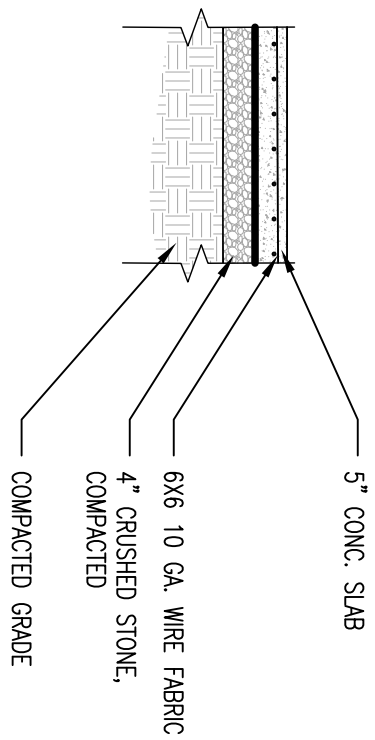
CEMETERY LOCATION

NATIONAL CEMETERY ADMINISTRATION	Drawing #	849-NRM17-12-02	LOCATION:  CITY POINT NATIONAL CEMETERY HOPEWELL, VA	PROJECT #:	849-NRM17-12
	Date	24 FEB 2017		TITLE:	Replace Sidewalk & Driveway
	Drawn	I SINCAVAGE			

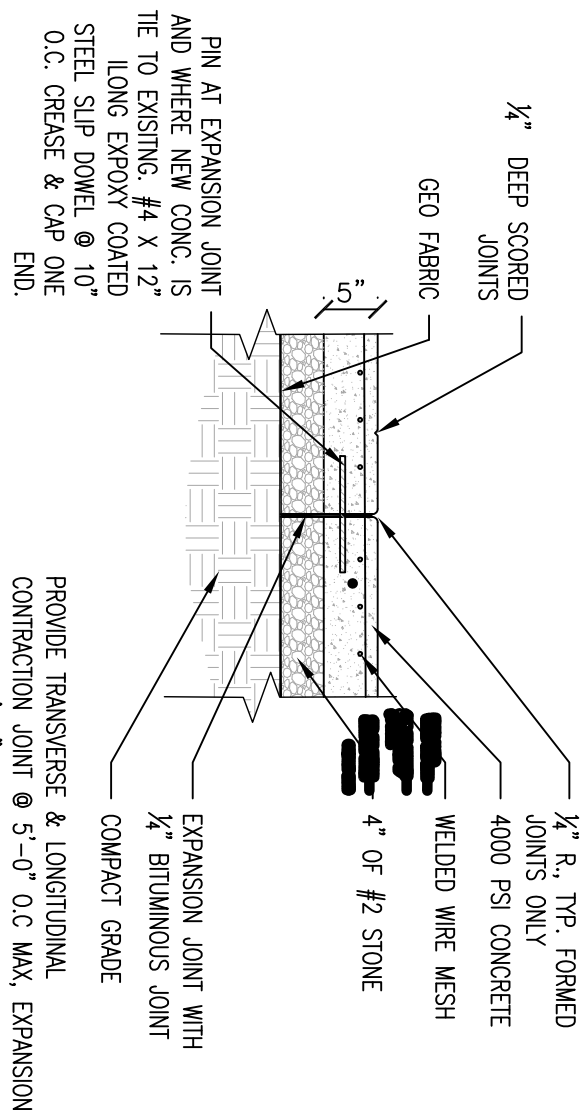




**2** ASPHALT PAVEMENT DETAIL  
SCALE: 1/2"=1'-0"



**1** CONC. SLAB DETAIL  
SCALE: 1/2"=1'-0"



**3** SIDE WALK DETAIL  
SCALE: 1/2"=1'-0"

CONC. SIDE WALK:

1. EXPANSION JOINTS SHALL BE LOCATED WHERE SIDEWALK ABUTS CONCRETE CURB; EXISTING SIDEWALK; AND AS SHOWN. SPACING BETWEEN EXPANSION JOINTS SHALL NOT EXCEED 16'.
2. 1/4" BITUMINOUS JOINT FILLER SHALL BE INSTALLED AT EXPANSION JOINT LOCATIONS AND SHALL EXTEND THE FULL DEPTH OF THE CONC. CAULK ALL EXPANSION JOINTS.
3. NEW SIDEWALK SHALL HAVE 4X4-W1, 4XW1, 4 EPOXY COATED STEEL REINFORCEMENT MESH. USE ONLY FAT SHEETS PLACED ON CHAIRS. CUT OR INTERRUPT AT EXPANSION JOINT.
4. CONCRETE SHALL BE FINISHED BY MEANS OF A FLOAT, STEEL TROWELLED AND BROOMED WITH A FINE BRUSH IN A TRANSVERSE DIRECTION.
5. 1/4" DEEP SCORED JOINTS (TYP) SPACED AT 4' ON 48" WIDE.

GENERAL NOTE:

- \* THIS DRAWING IS NOT A CONSTRUCTION DRAWING. IT IS FOR INFORMATION PURPOSE ONLY TO ASSIST THE CONTRACTOR TO PREPARE THEIR BID FOR THE CONTRACT PROPOSAL.
- \* CONTRACTOR SHALL SUBMIT DESIGN OF NEW ASPHALT, CONC. SLAB, AND SIDE WALK PRIOR FOR AN APPROVAL PRIOR TO CONSTRUCTION.

NATIONAL CEMETERY ADMINISTRATION	Drawing #	849-NRM17-12-02	LOCATION: CITY POINT NATIONAL CEMETERY HOPEWELL, VA	PROJECT #: 849-NRM17-12
	Date	24 FEB 2017		
ADMINISTRATION	Drwn	I SINCAVAGE	TITLE: Replace Sidewalk & Driveway	