

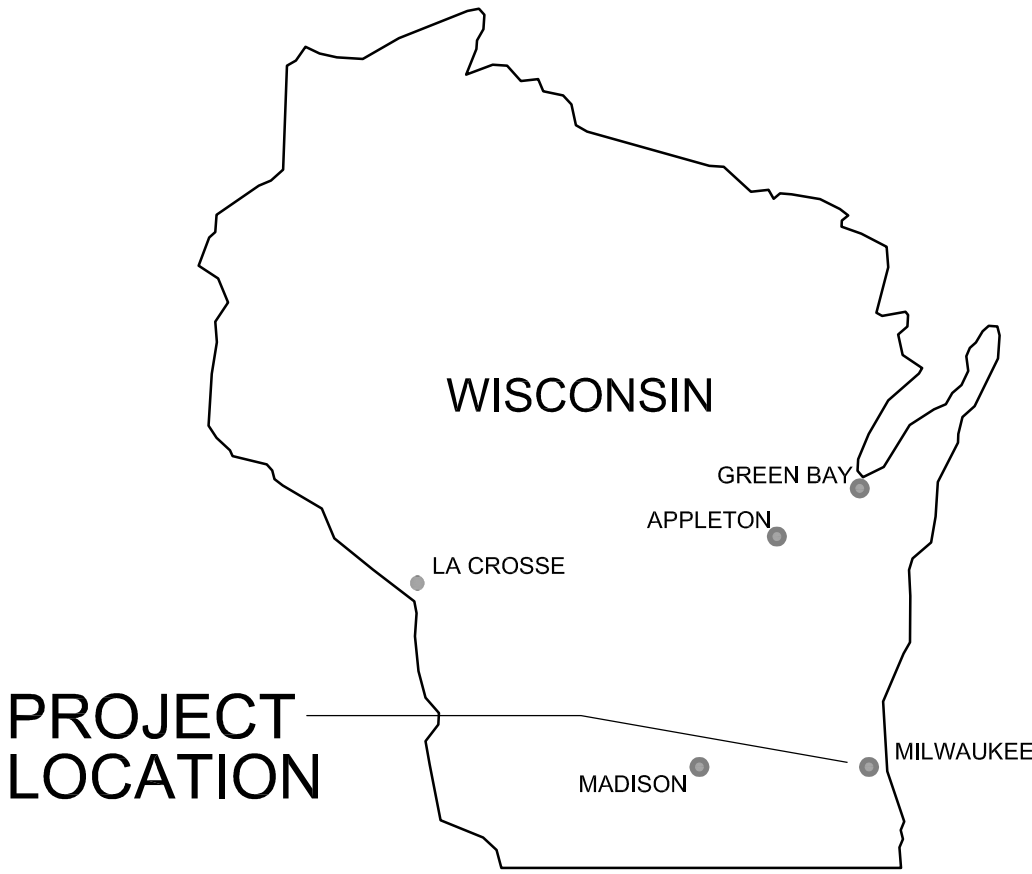
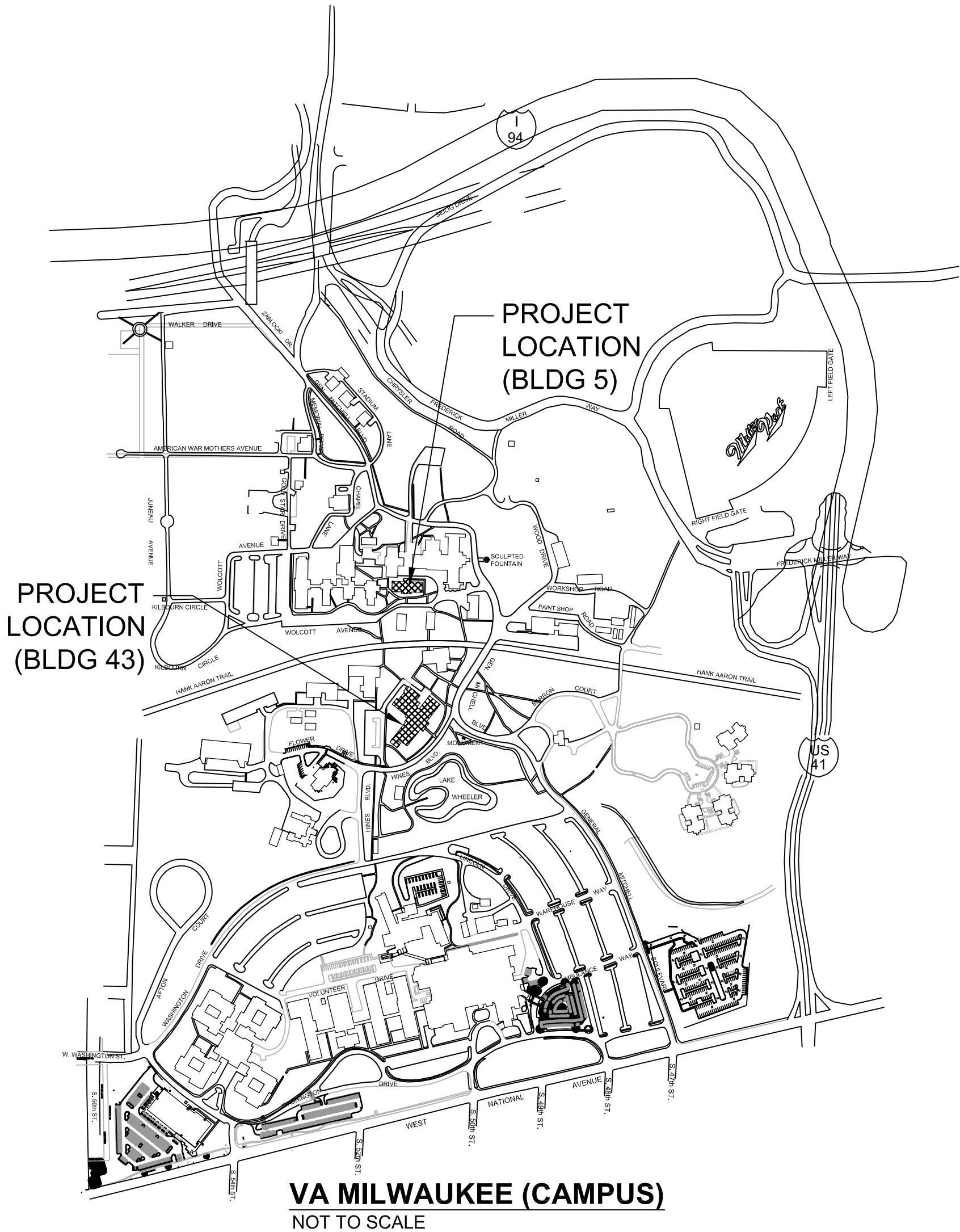
CLEMENT J. ZABLOCKI VA MEDICAL CENTER

UPGRADE FIRE ALARM SYSTEMS BUILDINGS 5 AND 43

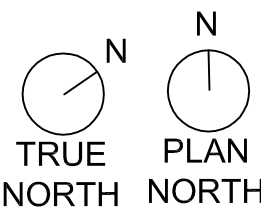
5000 W. NATIONAL AVE
MILWAUKEE, WI 53295-001

CONSTRUCTION DOCUMENTS
JUNE 28, 2017


DRAWING INDEX		
SHEET No.	DWG No.	SHEET TITLE
1	G-001	COVER SHEET
2	G-002	GENERAL NOTES
3	G-003	INFECTION CONTROL PLAN
4	FD-101	BUILDING 43 DEMOLITION FIRE ALARM BASEMENT PLAN
5	FD-102	BUILDING 43 DEMOLITION FIRE ALARM 1ST FLOOR PLAN
6	FD-103	BUILDING 43 DEMOLITION FIRE ALARM 2ND FLOOR PLAN
7	FD-104	BUILDING 43 DEMOLITION FIRE ALARM 3RD FLOOR PLAN
8	FD-105	BUILDING 43 DEMOLITION FIRE ALARM PENTHOUSE PLAN
9	FD-106	BUILDING 5 DEMOLITION FIRE ALARM BASEMENT & 1ST FLOOR PLANS
10	FD-107	BUILDING 5 DEMOLITION FIRE ALARM 2ND & 3RD FLOOR PLANS
11	FA-101	BUILDING 43 FIRE ALARM BASEMENT PLAN
12	FA-102	BUILDING 43 FIRE ALARM 1ST FLOOR PLAN
13	FA-103	BUILDING 43 FIRE ALARM 2ND FLOOR PLAN
14	FA-104	BUILDING 43 FIRE ALARM 3RD FLOOR PLAN
15	FA-105	BUILDING 43 FIRE ALARM PENTHOUSE PLAN
16	FA-106	BUILDING 5 FIRE ALARM BASEMENT & 1ST FLOOR PLANS
17	FA-107	BUILDING 5 FIRE ALARM 2ND & 3RD FLOOR PLANS



LOCATION MAP
NOT TO SCALE



Revisions:	Date:



Dept. of Veterans Affairs
Medical Center
5000 W. National Avenue
Milwaukee, WI

ARCHITECT/ENGINEERS:
Clement J. Zablocki VAMC
Facility Management Division

Engineer: Michelle Dittloff
Designer: Scott Ladwig

Drawing Title:	COVER SHEET
Approved (Project Director):	Michelle Dittloff, P.E.
















Project Title:	UPGRADE FIRE ALARM SYSTEMS BLDGS 5 & 43
Location:	Milwaukee VAMC, Milwaukee WI
Date:	6/28/17
Checked:	MD
Drawn:	JLD

Project Number:	695-17-107
Building Number:	5 & 43
Drawing Number:	G-001
Dwg. 1 of 17	

Office of
Construction
and Facilities
Management

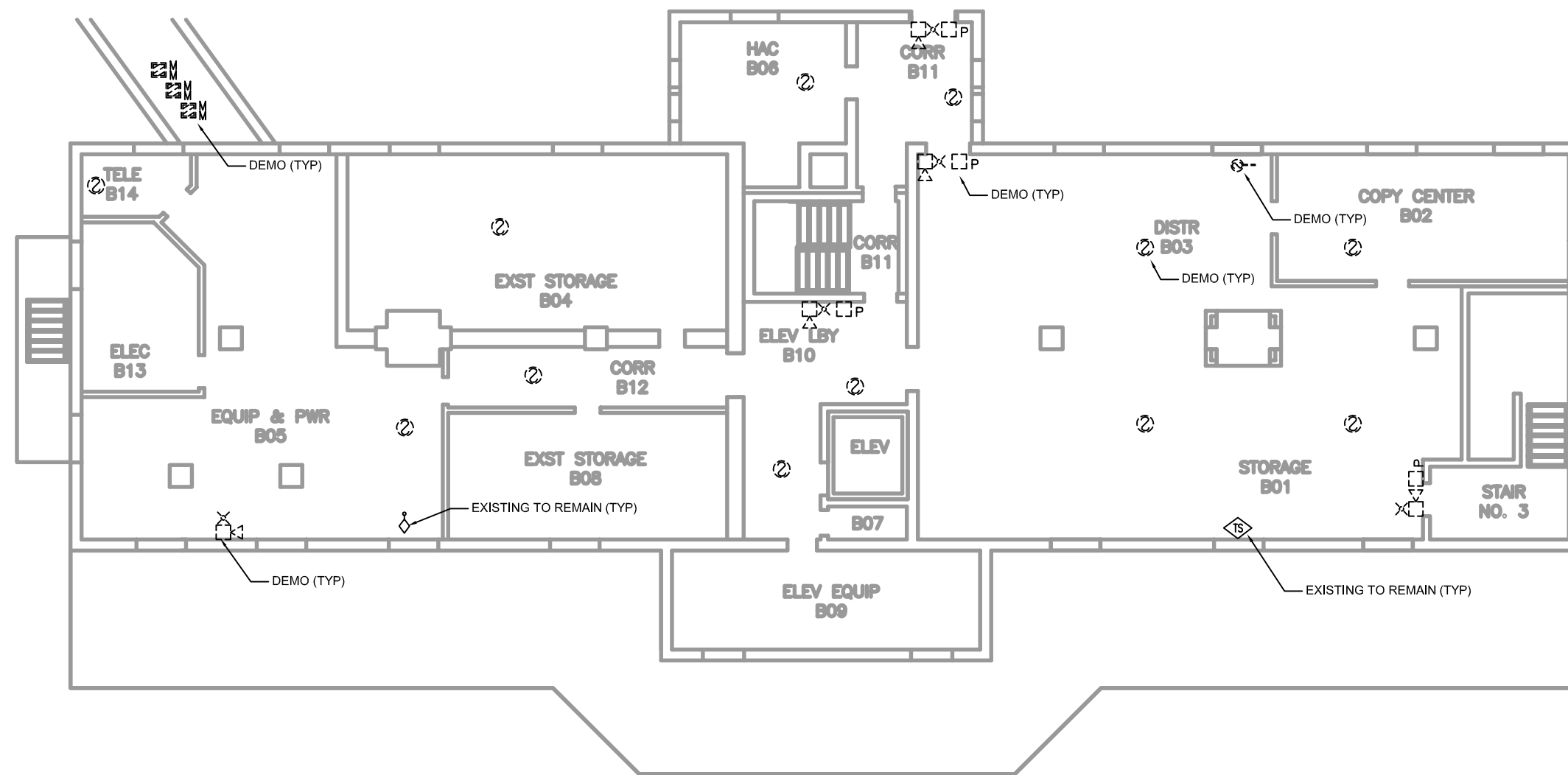


FIRE ALARM SYMBOLS

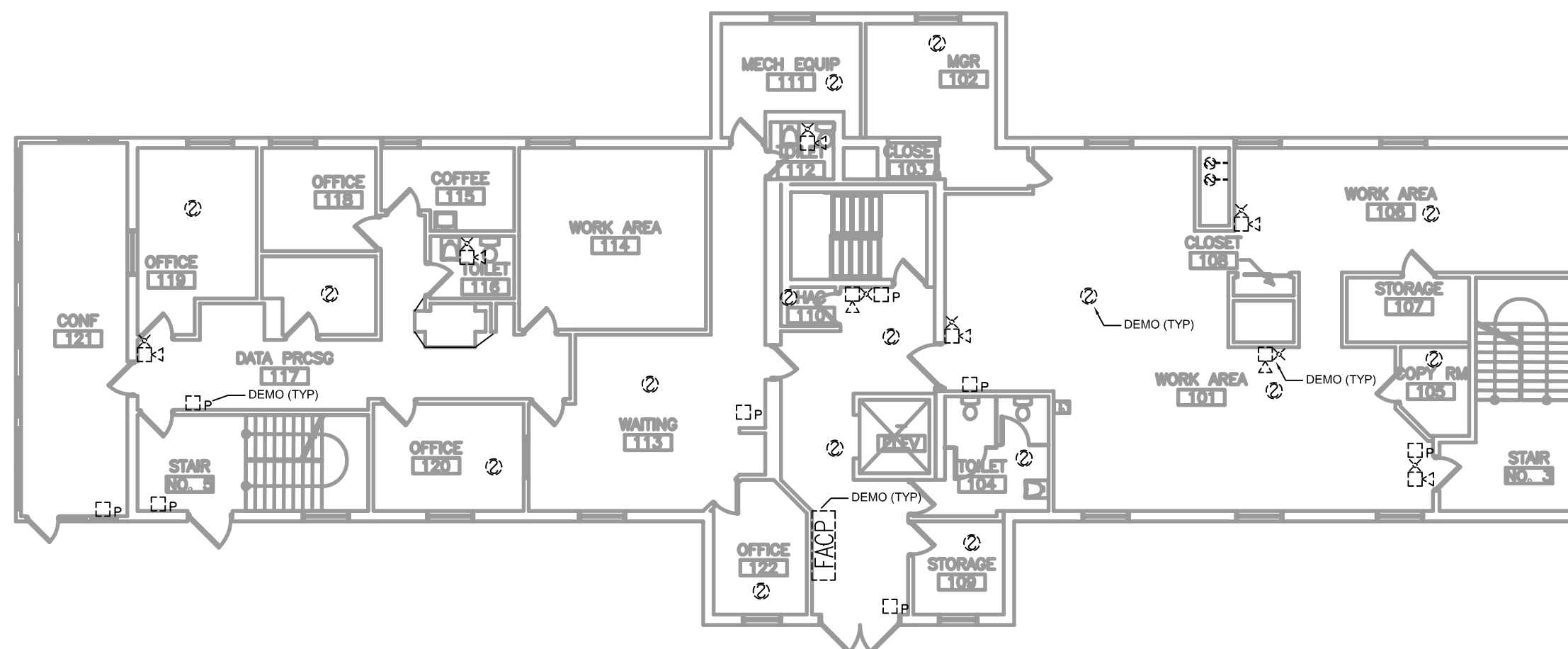
	EXISTING FIRE ALARM CONTROL PANEL (DEMO)
	EXISTING FIRE ALARM TERMINAL CABINET (DEMO)
	EXISTING FIRE ALARM ANNUNCIATOR PANEL (DEMO)
	EXISTING FIRE ALARM MANUAL PULL STATION (DEMO)
	EXISTING ALARM HORN ASSEMBLY (DEMO)
	EXISTING ALARM STROBE LIGHT ASSEMBLY (DEMO)
	EXISTING FIRE ALARM HORN/STROBE, SEPARATE ASSEMBLY (DEMO)
	EXISTING FIRE ALARM HORN/STROBE, ONE ASSEMBLY (DEMO)
	EXISTING SMOKE DETECTOR (DEMO)
	EXISTING SMOKE DUCT DETECTOR (DEMO)
	EXISTING REMOTE TEST SWITCH AND/OR INDICATOR (DEMO)
	EXISTING CONTROL MODULE (DEMO)
	EXISTING MONITOR MODULE (DEMO)
	EXISTING FIRE ALARM TAMPER SWITCH TO REMAIN IN PLACE
	EXISTING FIRE ALARM FLOW SWITCH TO REMAIN IN PLACE

NOTES

1. FOR EACH DUCT SMOKE DETECTOR, NEED TO DEMO THE REMOTE TEST SWITCH AND INDICATOR ASSOCIATED WITH IT.
2. ALL TAMPER SWITCHES AND FLOW SWITCHES ARE TO REMAIN IN PLACE. MONITORING MODULES ASSOCIATED WITH THEM WILL BE REPLACED.
3. THE NEW SYSTEM MUST BE OPERATIONAL BEFORE DEMO CAN BEGIN.




BASEMENT




1ST FLOOR

[illegible]



Revisions:	Date



Dept. of Veterans Affairs
Medical Center
5000 W. National Avenue
Milwaukee, WI



ARCHITECT/ENGINEERS:
Clement J. Zablocki VAMC
Facility Management Division

Engineer: Michelle Dittloff
Designer: Scott Ladwig

Drawing Title:
BUILDING 5 DEMOLITION FIRE
ALARM 2ND & 3RD FLOOR PLANS

Approved (Project Director):
Michelle Dittloff, P.E.

Project Title:
UPGRADE FIRE ALARM
SYSTEMS BLDGS 5 & 43

Location:
Milwaukee VAMC, Milwaukee WI

Date: 6/28/17
Checked: MD
Drawn: JLD

Project Number:
695-17-107
Building Number:
5 & 43
Drawing Number:
FD-107
Dwg. 10 of 17

Office of
Construction
and Facilities
Management



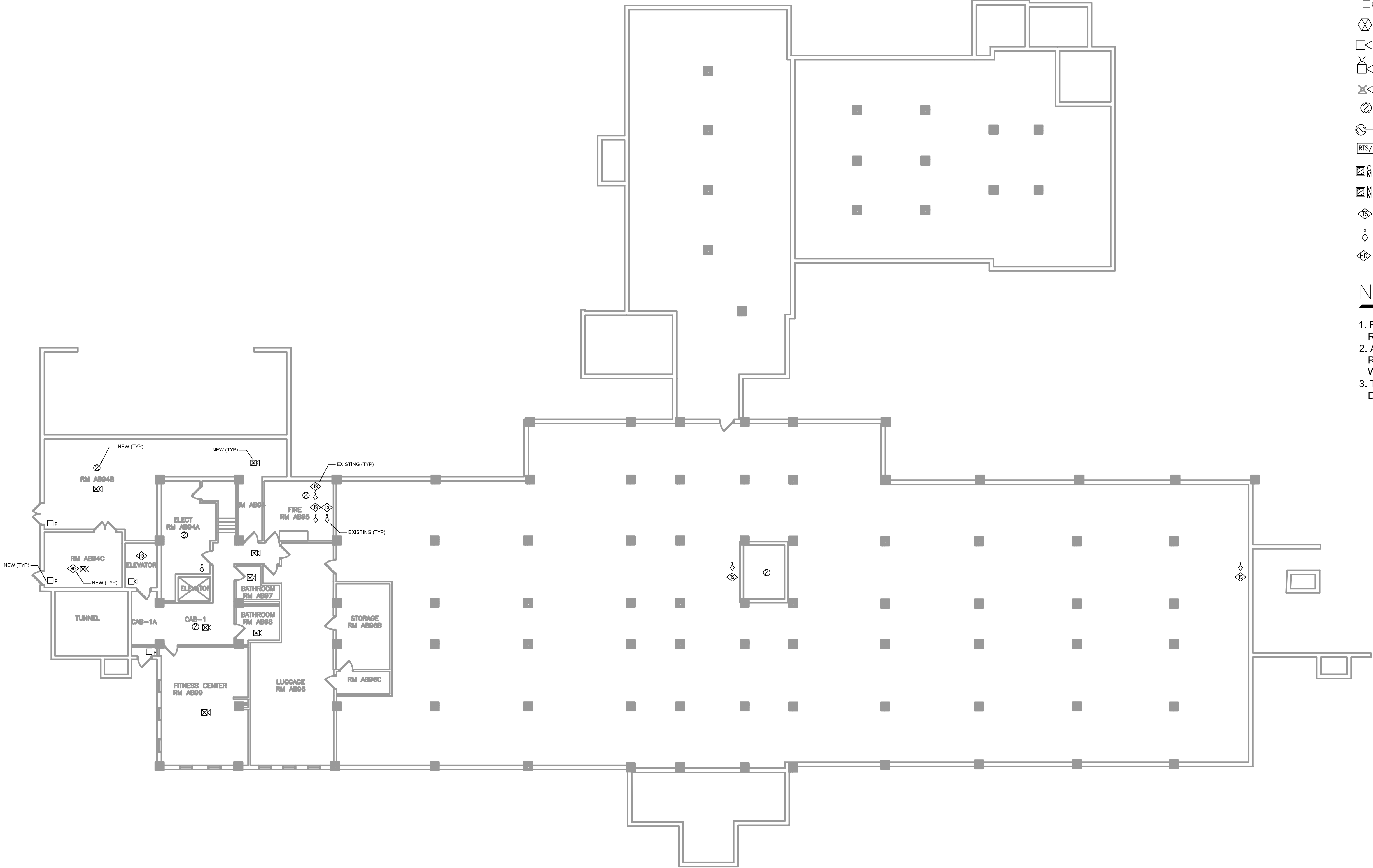
Q:\17 NRM\695-17-107 Upgrade Fire Alarm System\Drawings\695-17-107.dwg 6/28/17 02:30:52 PM VHAWW\osgoom

FIRE ALARM SYMBOLS


- FIRE ALARM CONTROL PANEL (NEW)
- FIRE ALARM TERMINAL CABINET (NEW)
- FIRE ALARM MANUAL PULL STATION (NEW)
- EXISTING ALARM HORN ASSEMBLY (DEMO)
- ALARM STROBE LIGHT ASSEMBLY (NEW)
- FIRE ALARM HORN/STROBE, SEPARATE ASSEMBLY (NEW)
- FIRE ALARM HORN/STROBE, ONE ASSEMBLY (NEW)
- SMOKE DETECTOR (NEW)
- SMOKE DUCT DETECTOR (NEW)
- REMOTE TEST SWITCH AND/OR INDICATOR (NEW)
- CONTROL MODULE (NEW)
- MONITOR MODULE (NEW)
- EXISTING FIRE ALARM TAMPER SWITCH
- EXISTING FIRE ALARM FLOW SWITCH
- HEAT DETECTOR (NEW)

NOTES

1. FOR EACH DUCT SMOKE DETECTOR, NEED TO INSTALL REMOTE TEST SWITCHES AND REMOTE INDICATORS.
2. ALL TAMPER SWITCHES AND FLOW SWITCHES ARE TO REMAIN IN PLACE. MONITORING MODULES ASSOCIATED WITH THEM WILL BE REPLACED.
3. THE NEW SYSTEM MUST BE OPERATIONAL BEFORE DEMO CAN BEGIN.



Revisions:	Date



Dept. of Veterans Affairs
Medical Center
5000 W. National Avenue
Milwaukee, WI



ARCHITECT/ENGINEERS:
Clement J. Zablocki VAMC
Facility Management Division

Engineer: Michelle Dittloff
Designer: Scott Ladwig

Drawing Title:
BUILDING 43 FIRE ALARM
BASEMENT PLAN

Approved (Project Director):
Michelle Dittloff, P.E.

Project Title:
UPGRADE FIRE ALARM
SYSTEMS BLDGS 5 & 43

Location:
Milwaukee VAMC, Milwaukee WI

Date: 6/28/17
Checked: MD
Drawn: JLD

Project Number:
695-17-107
Building Number:
5 & 43
Drawing Number:
FA-101
Dwg. 11 of 17

Office of
Construction
and Facilities
Management



A

B

C

D

E

F

A

B
















C

D

E

F

FIRE ALARM SYMBOLS

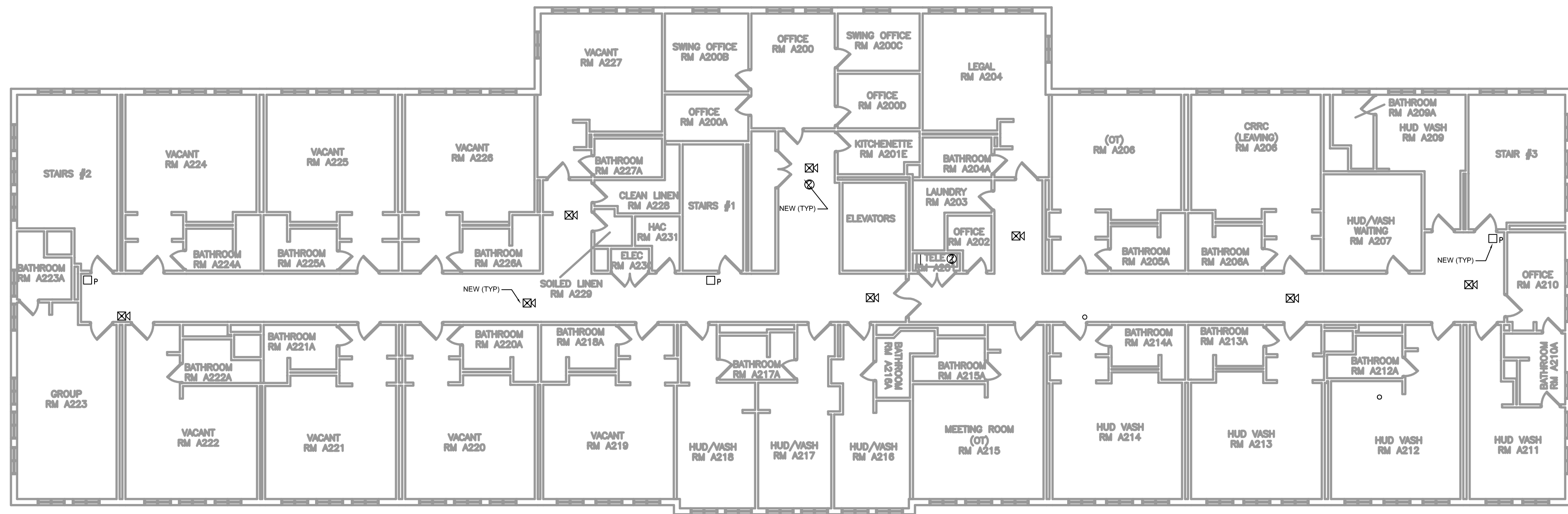
-  FIRE ALARM CONTROL PANEL (NEW)
-  FIRE ALARM TERMINAL CABINET (NEW)
-  FIRE ALARM MANUAL PULL STATION (NEW)
-  EXISTING ALARM HORN ASSEMBLY (DEMO)
-  ALARM STROBE LIGHT ASSEMBLY (NEW)
-  FIRE ALARM HORN/STROBE, SEPARATE ASSEMBLY (NEW)
-  FIRE ALARM HORN/STROBE, ONE ASSEMBLY (NEW)
-  SMOKE DETECTOR (NEW)
-  SMOKE DUCT DETECTOR (NEW)
-  REMOTE TEST SWITCH AND/OR INDICATOR (NEW)
-  CONTROL MODULE (NEW)
-  MONITOR MODULE (NEW)
-  EXISTING FIRE ALARM TAMPER SWITCH
-  EXISTING FIRE ALARM FLOW SWITCH
-  HEAT DETECTOR (NEW)

NOTES

1. FOR EACH DUCT SMOKE DETECTOR, NEED TO INSTALL REMOTE TEST SWITCHES AND REMOTE INDICATORS.
2. ALL TAMPER SWITCHES AND FLOW SWITCHES ARE TO REMAIN IN PLACE. MONITORING MODULES ASSOCIATED WITH THEM WILL BE REPLACED.
3. THE NEW SYSTEM MUST BE OPERATIONAL BEFORE DEMO CAN BEGIN.



1. FOR EACH DUCT SMOKE DETECTOR, NEED TO INSTALL REMOTE TEST SWITCHES AND REMOTE INDICATORS.
2. ALL TAMPER SWITCHES AND FLOW SWITCHES ARE TO REMAIN IN PLACE. MONITORING MODULES ASSOCIATED WITH THEM WILL BE REPLACED.
3. THE NEW SYSTEM MUST BE OPERATIONAL BEFORE DEMO CAN BEGIN.

[illegible]

A

B
















C

D

E

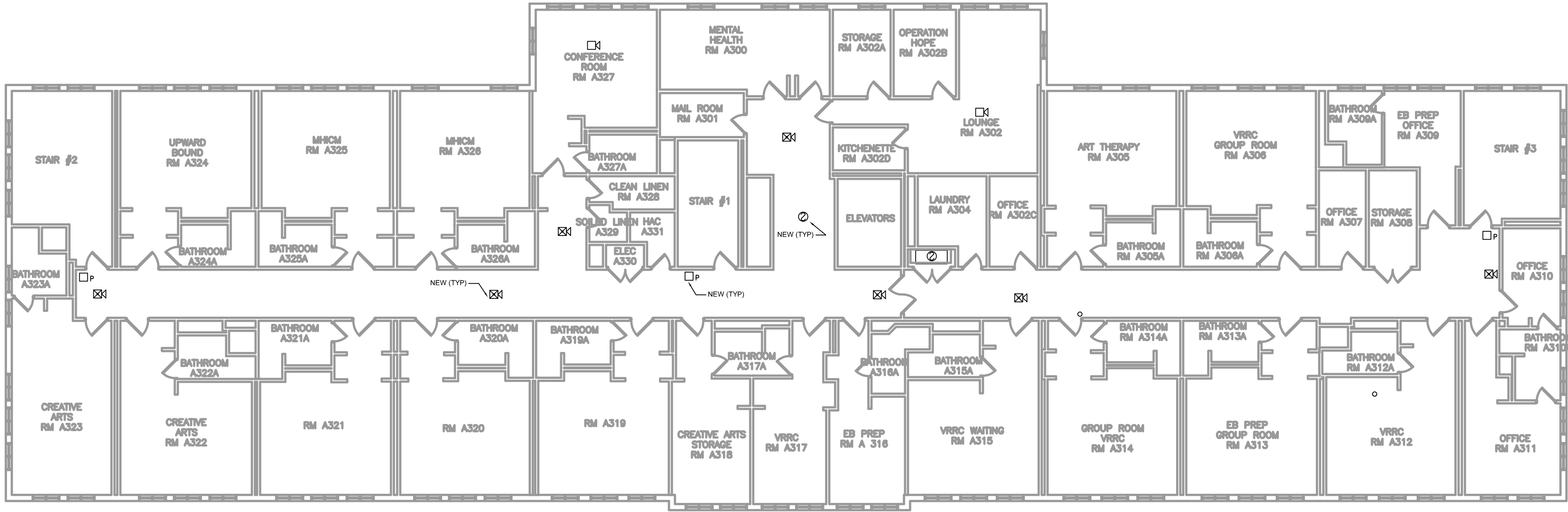
F

FIRE ALARM SYMBOLS

-  FIRE ALARM CONTROL PANEL (NEW)
-  FIRE ALARM TERMINAL CABINET (NEW)
-  FIRE ALARM MANUAL PULL STATION (NEW)
-  EXISTING ALARM HORN ASSEMBLY (DEMO)
-  ALARM STROBE LIGHT ASSEMBLY (NEW)
-  FIRE ALARM HORN/STROBE, SEPARATE ASSEMBLY (NEW)
-  FIRE ALARM HORN/STROBE, ONE ASSEMBLY (NEW)
-  SMOKE DETECTOR (NEW)
-  SMOKE DUCT DETECTOR (NEW)
-  REMOTE TEST SWITCH AND/OR INDICATOR (NEW)
-  CONTROL MODULE (NEW)
-  MONITOR MODULE (NEW)
-  EXISTING FIRE ALARM TAMPER SWITCH
-  EXISTING FIRE ALARM FLOW SWITCH
-  HEAT DETECTOR (NEW)

NOTES

1. FOR EACH DUCT SMOKE DETECTOR, NEED TO INSTALL REMOTE TEST SWITCHES AND REMOTE INDICATORS.
2. ALL TAMPER SWITCHES AND FLOW SWITCHES ARE TO REMAIN IN PLACE. MONITORING MODULES ASSOCIATED WITH THEM WILL BE REPLACED.
3. THE NEW SYSTEM MUST BE OPERATIONAL BEFORE DEMO CAN BEGIN.



Revisions:

Date



Dept. of Veterans Affairs
Medical Center
5000 W. National Avenue
Milwaukee, WI



ARCHITECT/ENGINEERS:

Clement J. Zablocki VAMC
Facility Management Division

Engineer: Michelle Dittloff
Designer: Scott Ladwig

Drawing Title:

BUILDING 43 FIRE ALARM
3RD FLOOR PLAN

Approved (Project Director):

Michelle Dittloff, P.E.

Project Title:

UPGRADE FIRE ALARM
SYSTEMS BLDGS 5 & 43

Location:

Milwaukee VAMC, Milwaukee WI

Date:

6/28/17

Checked:

MD

Drawn:

JLD

Project Number:

695-17-107

Building Number:

5 & 43

Drawing Number:


FA-104

Dwg. 14 of 17
















Office of
Construction
and Facilities
Management



F



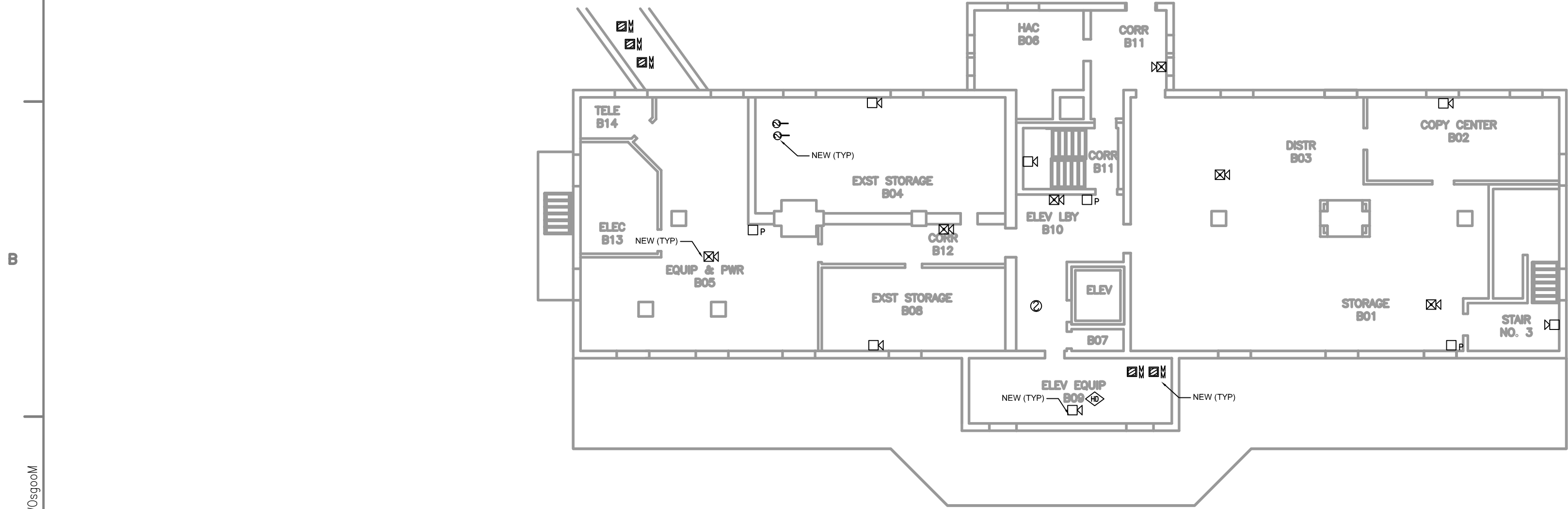
FIRE ALARM SYMBOLS

-  FIRE ALARM CONTROL PANEL (NEW)
-  FIRE ALARM TERMINAL CABINET (NEW)
-  FIRE ALARM MANUAL PULL STATION (NEW)
-  EXISTING ALARM HORN ASSEMBLY (DEMO)
-  ALARM STROBE LIGHT ASSEMBLY (NEW)
-  FIRE ALARM HORN/STROBE, SEPARATE ASSEMBLY (NEW)
-  FIRE ALARM HORN/STROBE, ONE ASSEMBLY (NEW)
-  SMOKE DETECTOR (NEW)
-  SMOKE DUCT DETECTOR (NEW)
-  REMOTE TEST SWITCH AND/OR INDICATOR (NEW)
-  CONTROL MODULE (NEW)
-  MONITOR MODULE (NEW)
-  EXISTING FIRE ALARM TAMPER SWITCH
-  EXISTING FIRE ALARM FLOW SWITCH
-  HEAT DETECTOR (NEW)

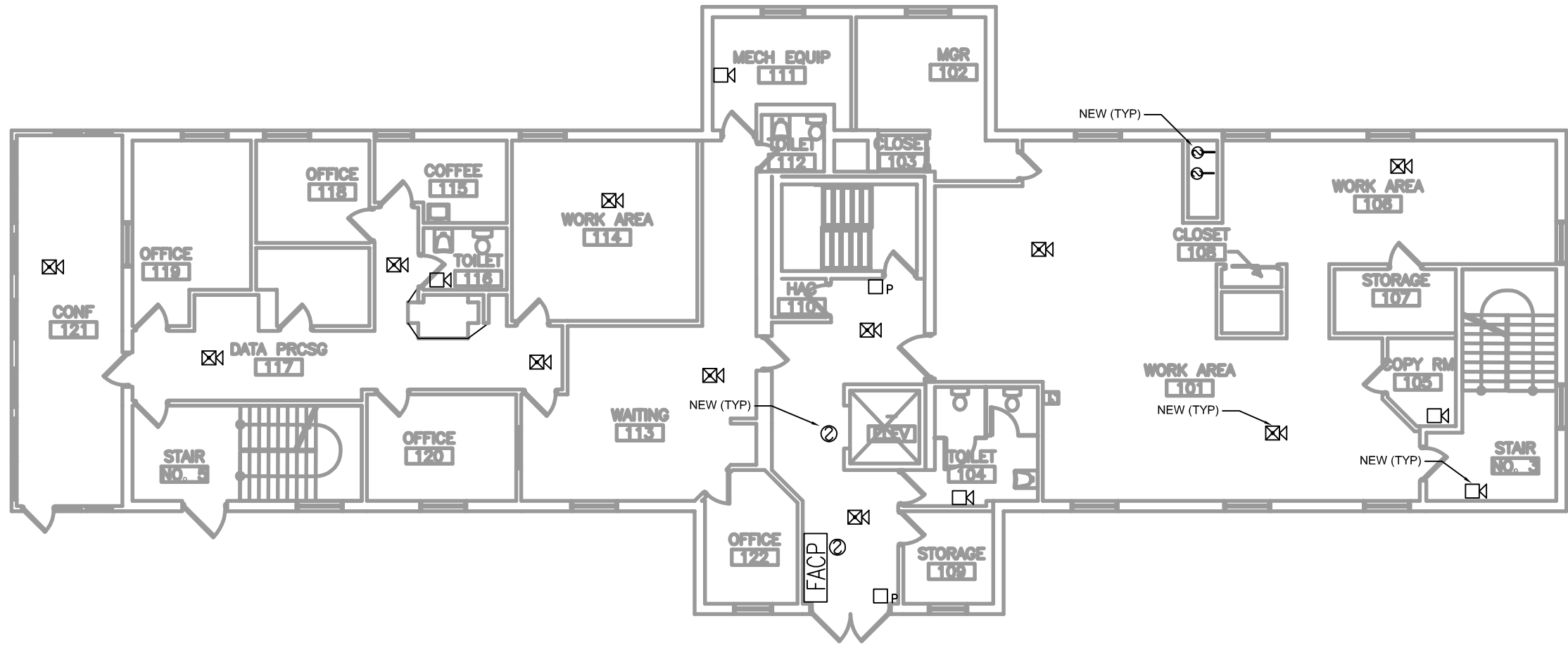
NOTES

1. FOR EACH DUCT SMOKE DETECTOR, NEED TO INSTALL REMOTE TEST SWITCHES AND REMOTE INDICATORS.
2. ALL TAMPER SWITCHES AND FLOW SWITCHES ARE TO REMAIN IN PLACE. MONITORING MODULES ASSOCIATED WITH THEM WILL BE REPLACED.
3. THE NEW SYSTEM MUST BE OPERATIONAL BEFORE DEMO CAN BEGIN.

<div>Revisions:</div> <table><tr><td></td><td>Date</td></tr><tr><td></td><td></td></tr><tr><td></td><td></td></tr><tr><td></td><td></td></tr><tr><td></td><td></td></tr><tr><td></td><td></td></tr><tr><td></td><td></td></tr><tr><td></td><td></td></tr><tr><td></td><td></td></tr><tr><td></td><td></td></tr></table>		Date																			 <div>Dept. of Veterans Affairs Medical Center 5000 W. National Avenue Milwaukee, WI</div>		ARCHITECT/ENGINEERS:	Drawing Title: BUILDING 43 FIRE ALARM PENTHOUSE PLAN	Project Title: UPGRADE FIRE ALARM SYSTEMS BLDGS 5 & 43	Project Number: 695-17-107	Office of Construction and Facilities Management
		Date																									
Clement J. Zablocki VAMC Facility Management Division	Approved (Project Director): Michelle Dittloff, P.E.	Location: Milwaukee VAMC, Milwaukee WI	Building Number: 5 & 43																								
Engineer: Michelle Dittloff Designer: Scott Ladwig		Date: 6/28/17	Checked MD	Drawn JLD	Drawing Number: FA-105	Dwg. 15 of 17																					



BASEMENT



1ST FLOOR


FIRE ALARM SYMBOLS

- FIRE ALARM CONTROL PANEL (NEW)
- FIRE ALARM TERMINAL CABINET (NEW)
- FIRE ALARM MANUAL PULL STATION (NEW)
- EXISTING ALARM HORN ASSEMBLY (DEMO)
- ALARM STROBE LIGHT ASSEMBLY (NEW)
- FIRE ALARM HORN/STROBE, SEPARATE ASSEMBLY (NEW)
- FIRE ALARM HORN/STROBE, ONE ASSEMBLY (NEW)
- SMOKE DETECTOR (NEW)
- SMOKE DUCT DETECTOR (NEW)
- REMOTE TEST SWITCH AND/OR INDICATOR (NEW)
- CONTROL MODULE (NEW)
- MONITOR MODULE (NEW)
- EXISTING FIRE ALARM TAMPER SWITCH
- EXISTING FIRE ALARM FLOW SWITCH
- HEAT DETECTOR (NEW)

NOTES

- FOR EACH DUCT SMOKE DETECTOR, NEED TO INSTALL REMOTE TEST SWITCHES AND REMOTE INDICATORS.
- ALL TAMPER SWITCHES AND FLOW SWITCHES ARE TO REMAIN IN PLACE. MONITORING MODULES ASSOCIATED WITH THEM WILL BE REPLACED.
- THE NEW SYSTEM MUST BE OPERATIONAL BEFORE DEMO CAN BEGIN.

Revisions:	Date



Dept. of Veterans Affairs
Medical Center
5000 W. National Avenue
Milwaukee, WI



ARCHITECT/ENGINEERS:
Clement J. Zablocki VAMC
Facility Management Division

Engineer: Michelle Dittloff
Designer: Scott Ladwig

Drawing Title:
BUILDING 5 FIRE ALARM
BASEMENT & 1ST FLOOR PLANS

Approved (Project Director):
Michelle Dittloff, P.E.

Project Title:
UPGRADE FIRE ALARM
SYSTEMS BLDGS 5 & 43

Location:
Milwaukee VAMC, Milwaukee WI

Date: 6/28/17
Checked: MD
Drawn: JLD

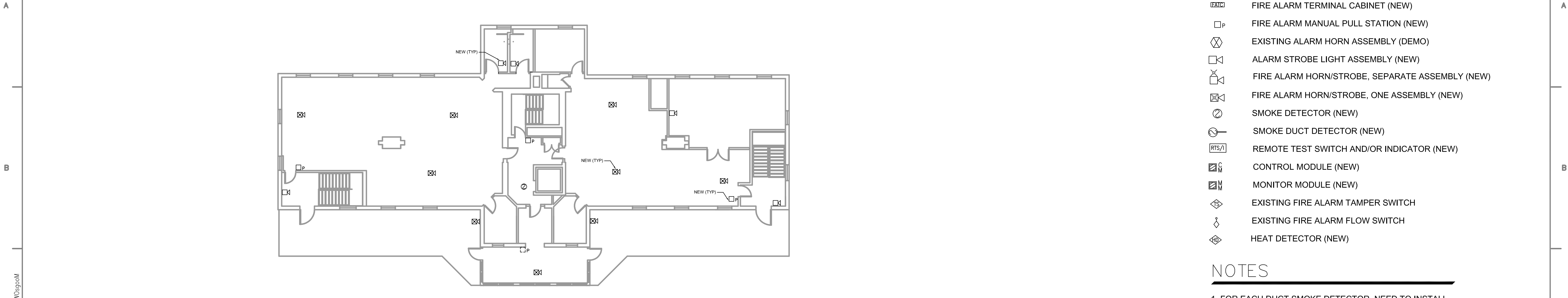
Project Number:
695-17-107
Building Number:
5 & 43

Drawing Number:
FA-106
Dwg. 16 of 17

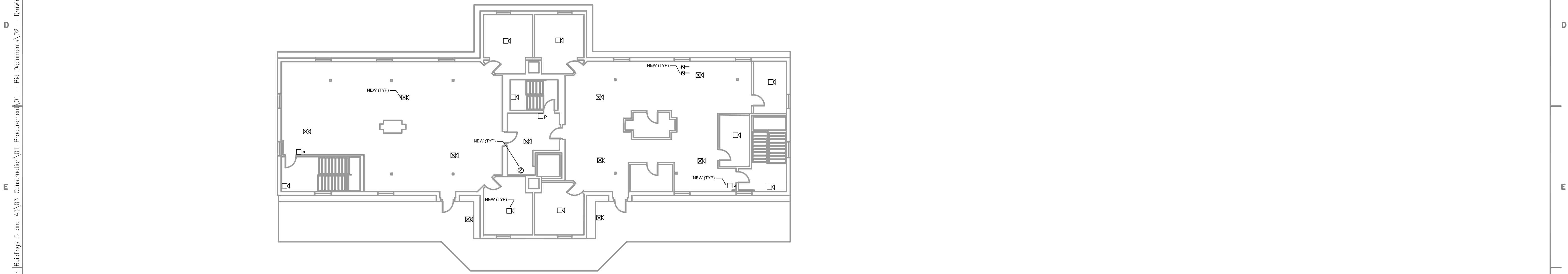
Office of
Construction
and Facilities
Management



Q:\17 NRM\695-17-107 Upgrade Fire Alarm System\Buildings 5 and 43\03-Construction\01-Procurement\01 - Bid Documents\02 - Drawings\695-17-107.dwg 6-28-17 02:34:52 PM VHAW\Osgood



2ND FLOOR



3RD FLOOR


FIRE ALARM SYMBOLS

- FIRE ALARM CONTROL PANEL (NEW)
- FIRE ALARM TERMINAL CABINET (NEW)
- FIRE ALARM MANUAL PULL STATION (NEW)
- EXISTING ALARM HORN ASSEMBLY (DEMO)
- ALARM STROBE LIGHT ASSEMBLY (NEW)
- FIRE ALARM HORN/STROBE, SEPARATE ASSEMBLY (NEW)
- FIRE ALARM HORN/STROBE, ONE ASSEMBLY (NEW)
- SMOKE DETECTOR (NEW)
- SMOKE DUCT DETECTOR (NEW)
- REMOTE TEST SWITCH AND/OR INDICATOR (NEW)
- CONTROL MODULE (NEW)
- MONITOR MODULE (NEW)
- EXISTING FIRE ALARM TAMPER SWITCH
- EXISTING FIRE ALARM FLOW SWITCH
- HEAT DETECTOR (NEW)

NOTES

1. FOR EACH DUCT SMOKE DETECTOR, NEED TO INSTALL REMOTE TEST SWITCHES AND REMOTE INDICATORS.
2. ALL TAMPER SWITCHES AND FLOW SWITCHES ARE TO REMAIN IN PLACE. MONITORING MODULES ASSOCIATED WITH THEM WILL BE REPLACED.
3. THE NEW SYSTEM MUST BE OPERATIONAL BEFORE DEMO CAN BEGIN.

Revisions:	Date



Dept. of Veterans Affairs
Medical Center
5000 W. National Avenue
Milwaukee, WI



ARCHITECT/ENGINEERS:
Clement J. Zablocki VAMC
Facility Management Division

Engineer: Michelle Dittloff
Designer: Scott Ladwig

Drawing Title:
BUILDING 5 FIRE ALARM
2ND & 3RD FLOOR PLANS

Approved (Project Director):
Michelle Dittloff, P.E.

Project Title:
UPGRADE FIRE ALARM
SYSTEMS BLDGS 5 & 43

Location:
Milwaukee VAMC, Milwaukee WI

Date: 6/28/17
Checked: MD
Drawn: JLD

Project Number:
695-17-107
Building Number:
5 & 43

Drawing Number:
FA-107
Dwg. 17 of 17

Office of
Construction
and Facilities
Management

