

Scale: 1/8" = 1'-0"

0 4 8 12 16

one eighth inch = one foot

0 4 8

one quarter inch = one foot

0 4

three eighths inch = one foot

0 4

one half inch = one foot

0 4

three quarters inch = one foot

0 2

one inch = one foot

0 2

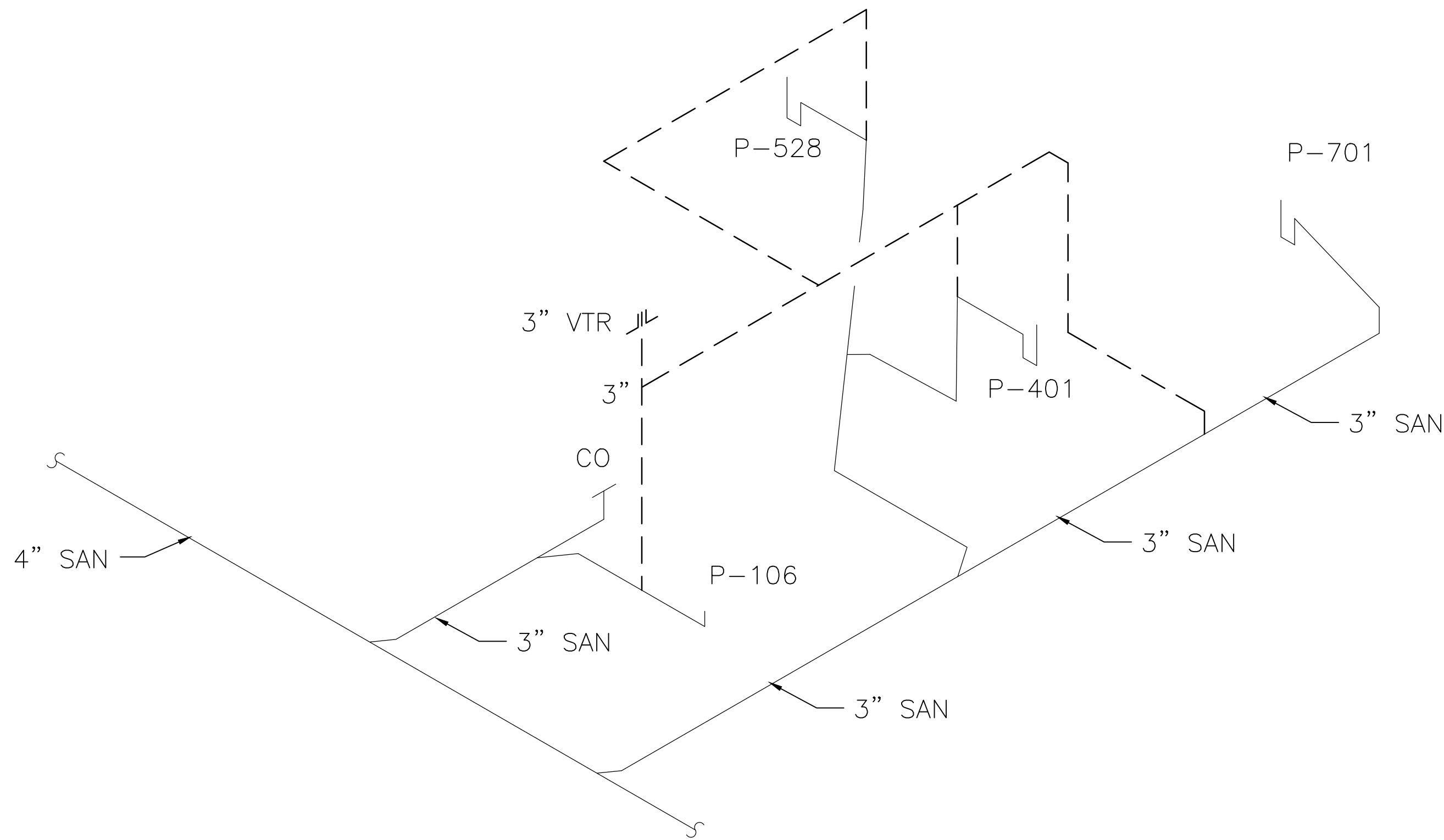
one and one half inches = one foot

0 1

three inches = one foot

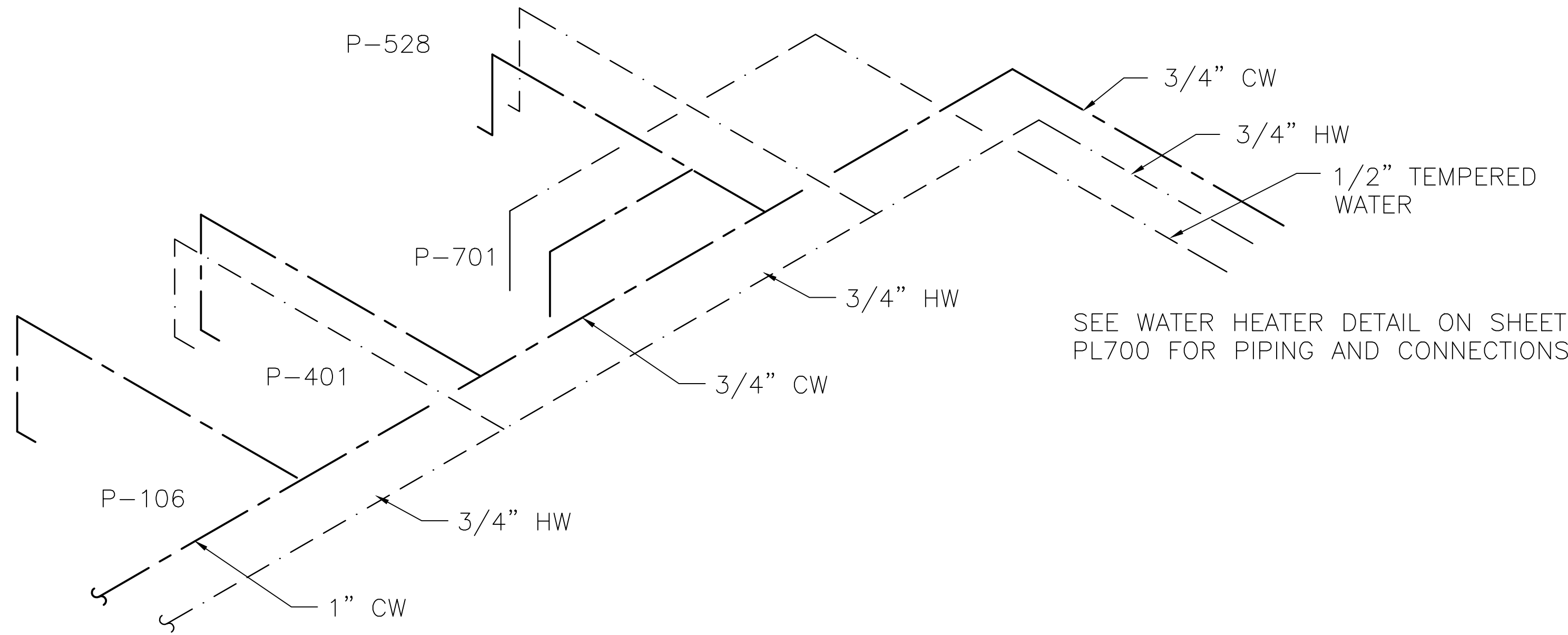
0 3

6"



SANITARY AND VENT RISER DIAGRAM


N.T.S



HOT AND COLD WATER RISER DIAGRAM

N.T.S

FINAL DESIGN  
APPROVED FOR CONSTRUCTION

		CONSULTANTS:	<div>ENGINEER-OF-RECORD STEPHEN T. STEFFE FL P.E. NO. 70349</div>	ARCHITECT/ENGINEERS: <div><div>AKEA INC.</div><div>3603 NW 98th Street, Suite B Gainesville, FL 32606 Phone: (352) 474-6124 Fax: (352) 553-4437 COA: FL #26693 AKEA Project No. 083-14</div></div>	Drawing Title		Project Title		Project Number		Office of Construction and Facilities Management
					SANITARY AND WATER PIPING RISER DIAGRAMS		REPLACE BOILERS - FCA D, ENERGY AT THE MALCOLM RANDALL VAMC		573-14-600		
					Approved: Project Director		Location		Building Number		
							GAINESVILLE, FLORIDA		Drawing Number		
							Date		Checked		
					JULY 8, 2016	STS	CRR	PL800		<div> Department of Veterans Affairs</div>	
Revisions:	Date										