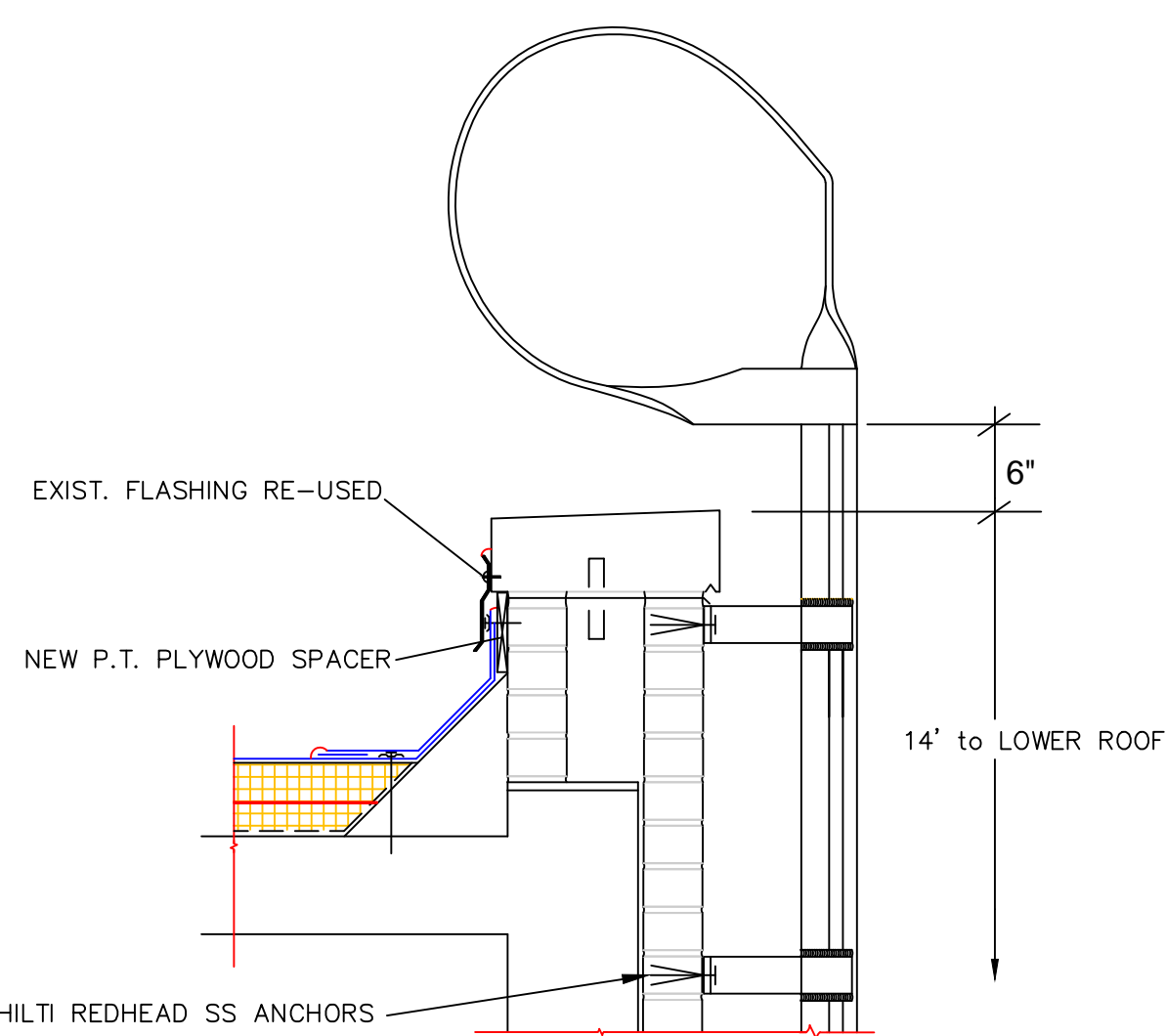
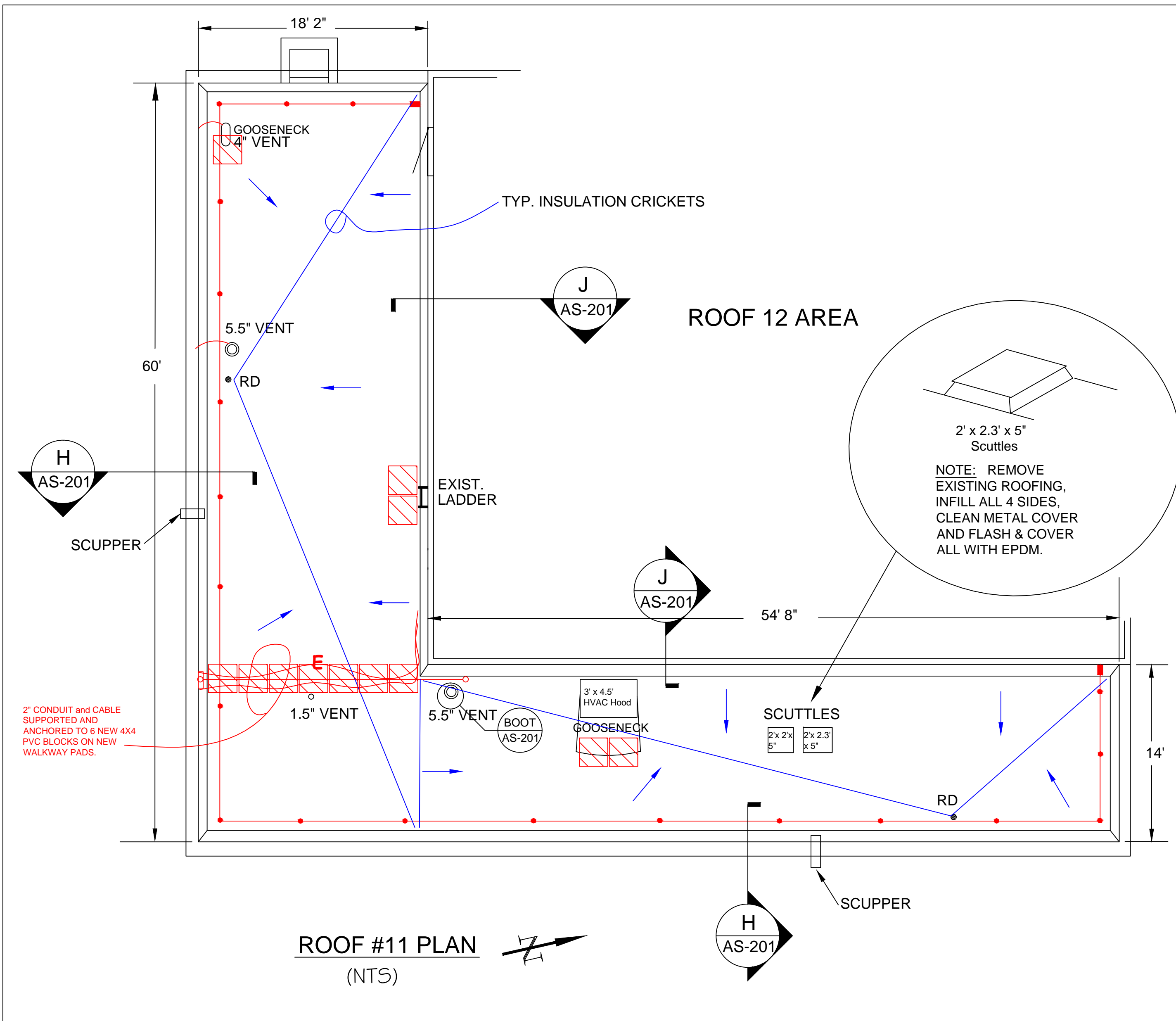


- GENERAL ROOFING NOTES**
1. ALL GENERAL ROOFING NOTES PERTAIN TO ALL DRAWINGS IN THIS CONTRACT.
 2. ALL EXISTING WORK (BRICK, WINDOWS, STONE WORK, ETC.) DISTURBED BY NEW ROOFING ACTIVITIES, SHALL BE PATCHED, REFINISHED AND/OR PAINTED TO MATCH ADJOINING LIKE MATERIALS.
 3. IN ALL AREAS WHERE DEMOLITION OCCURS, THE CONTRACTOR SHALL PROTECT WINDOWS, WALLS AND EQUIPMENT AGAINST INTRUSION OF ANY DUST OR DEBRIS. ALL WORK IS TO BE PERFORMED IN A NEAT, CLEAN AND PROFESSIONAL MANNER WITH ALL WASTE AND DEBRIS CLEANED UP IMMEDIATELY AND CONFINED TO COVERED DUMPSTERS. ALL BUILDINGS WILL BE OCCUPIED DURING CONSTRUCTION.
 4. WHERE THE WORDS "PROVIDE", "NEW" OR "INSTALL" APPEAR IN THE SPECIFICATIONS AND DRAWINGS, IT SHALL MEAN THE CONTRACTOR IS REQUIRED TO FURNISH AND INSTALL THAT TOTAL PRODUCT, INCLUSIVE OF ALL INCIDENTAL FITTINGS AND PIECES.
 5. ALL DIMENSIONS SHOWN ARE APPROXIMATE AND TO BE VERIFIED BY THE CONTRACTOR. THE DVA WILL NOT ASSUME RESPONSIBILITY FOR DIMENSION OR MEASUREMENT ERRORS. PRIOR TO BID SUBMITTAL, THE CONTRACTOR SHALL VISIT THE CONTRACT SITE, SURVEY AS-BUILT CONDITIONS AND SATISFY THEMSELVES TO EXISTING CONDITIONS AS THEY EXIST.
 6. WHERE REQUIRED TO MAKE WATERTIGHT AND FLASH EXISTING ROOF CURBS, VENTS, FLUES, ANCHOR BLOCKS, ETC., THE FLASHING MUST BE INSTALLED AS PER APPROVED MANUFACTURER'S DETAILS.
 7. THE CONTRACTOR WILL PROVIDE ALL ACCESORIES AND DETAIL ITEMS NECESSARY FOR A COMPLETE, WARRANTED PRODUCT.
 8. NO PONDING WILL BE ALLOWED IN THE FINAL ROOF PRODUCT. SURFACE PONDING WILL BE CONSIDERED UNACCEPTABLE WORKMANSHIP AND SUBJECT TO IMMEDIATE REPLACEMENT.
 9. FLASH ALL EXISTING THRU-WALL SCUPPERS PER THE MANUFACTURER'S APPROVED DETAIL SUBMITTAL.
 10. THE CONTRACTOR IS RESPONSIBLE ALL DAMAGE AND IMMEDIATE CORRECTIVE ACTION /REPAIRS RESULTING FROM IMPROPER FLASHING, TERMINATIONS AND/OR END-OF-DAY TEMPORARY ROOF SEALS.
 11. A MANUFACTURER'S REPRESENTATIVE WILL PROVIDE A COMPLETE WRITTEN INSPECTION AND APPROVAL OF THE FINISHED ROOF PRODUCT.
 12. THE CONTRACTOR WILL REPAIR ANY DAMAGE AND/OR DECAY TO EXISTING FLASHING MASONRY REGLETS WITH FACTORY BAGGED MORTAR MIX, PRIOR TO NEW ROOFING OR FLASHING INSTALLATION.
 13. WHERE NOTED ON DRAWINGS, PROVIDE ALL NEW 24 GA. ALUMINUM COUNTER FLASHING WITH DARK BRONZE KYNAR FINISH.
 14. ANY DISTURBED SURFACES THAT REQUIRE PAINTING, WILL BE SANDED, PRIMED AND FINISH COATED WITH BRUNNING SILATHANE, DEEP BRONZE.
 15. THE CONTRACTOR WILL TAKE EXTRA PRECAUTIONS TO PREVENT ANY AND ALL DAMAGE TO EXISTING LIGHTNING PROTECTION SYSTEMS AND ANTENNA CABLE. ANY RESULTING DAMAGE WILL REQUIRE FULL CABLE REPLACEMENT TO THE NEAREST JUNCTION ---- **CABLE SPLICING WILL NOT BE ALLOWED.**
 16. REPLACE ALL EXISTING ROOF DRAIN COMPRESSION RINGS AND BOLTS. THE EXISTING DRAINS WILL INCLUDE ALL NECESSARY MISCELLANEOUS FITTINGS TO FACILITATE A COMPLETE, FUNCTIONAL, WATERTIGHT SYSTEM. SEE TYPICAL ROOF DRAIN DETAIL ON AS-201.
 17. ANY AND ALL VA ANTENNA MOVEMENT AND BRACING SHALL BE DONE BY NORTHEAST SITE & TOWER @ 315 427-7422.
 18. THE PLAN ROOFING INSULATION CRICKETS AND VALLEYS ARE ONLY A SUGGESTED DRAINAGE METHOD. THE ROOFING CONTRACTOR SHALL SUBMIT AN APPROVED DRAINAGE LAYOUT INCLUSIVE OF ALL OBSTACLES AND DETAILS OF INSULATION THICKNESS. PROVIDE A MINIMUM OF 2-3" LAYERS OF INSULATION AT DRAINAGE HIGH POINTS. EXISTING CONCRETE DECKS ARE FLAT AND A MINIMUM SLOPE OF NEW INSULATION WILL BE 1/8" PER FOOT.

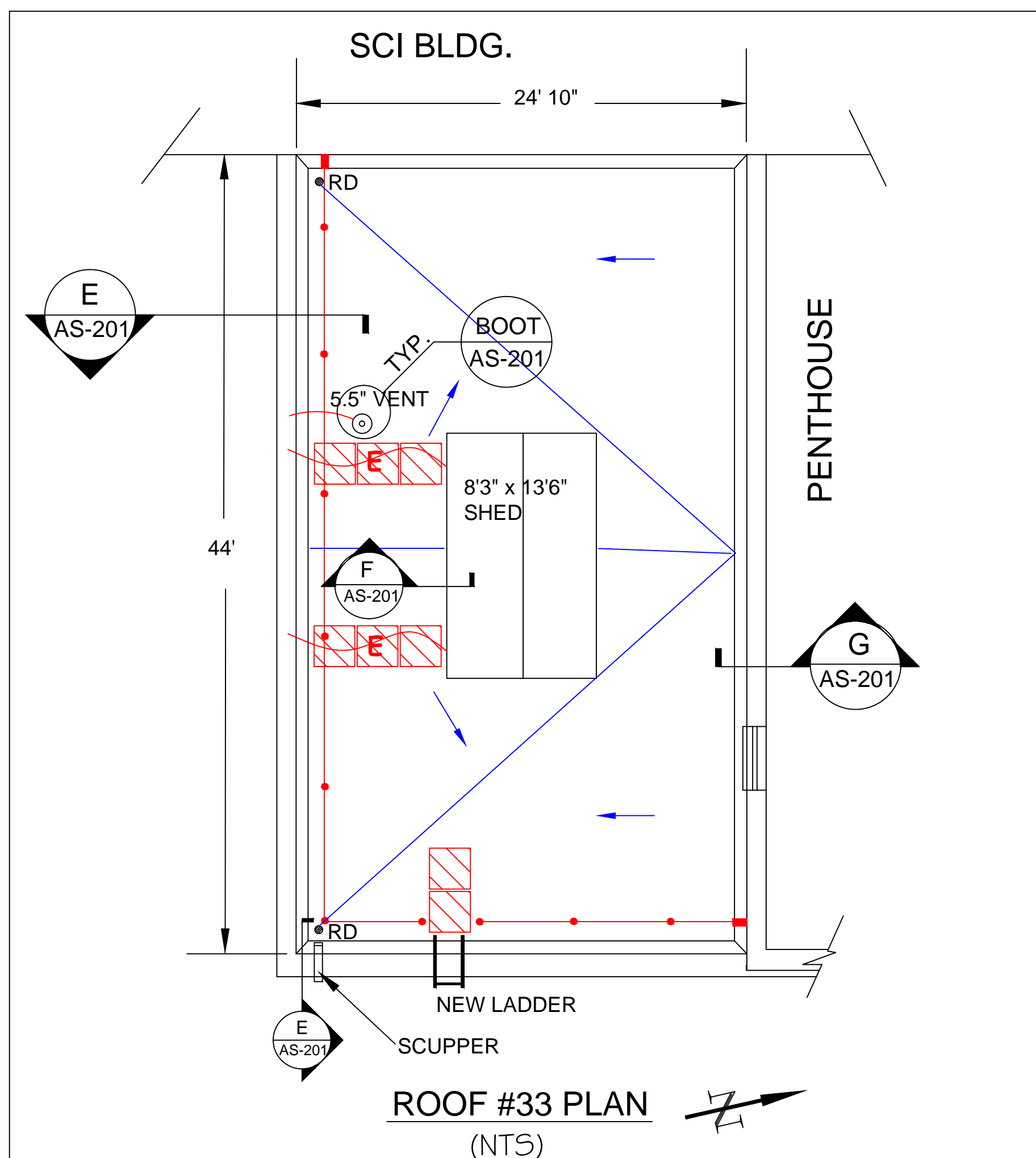


NEW LADDER, Roof 33
(NTS)

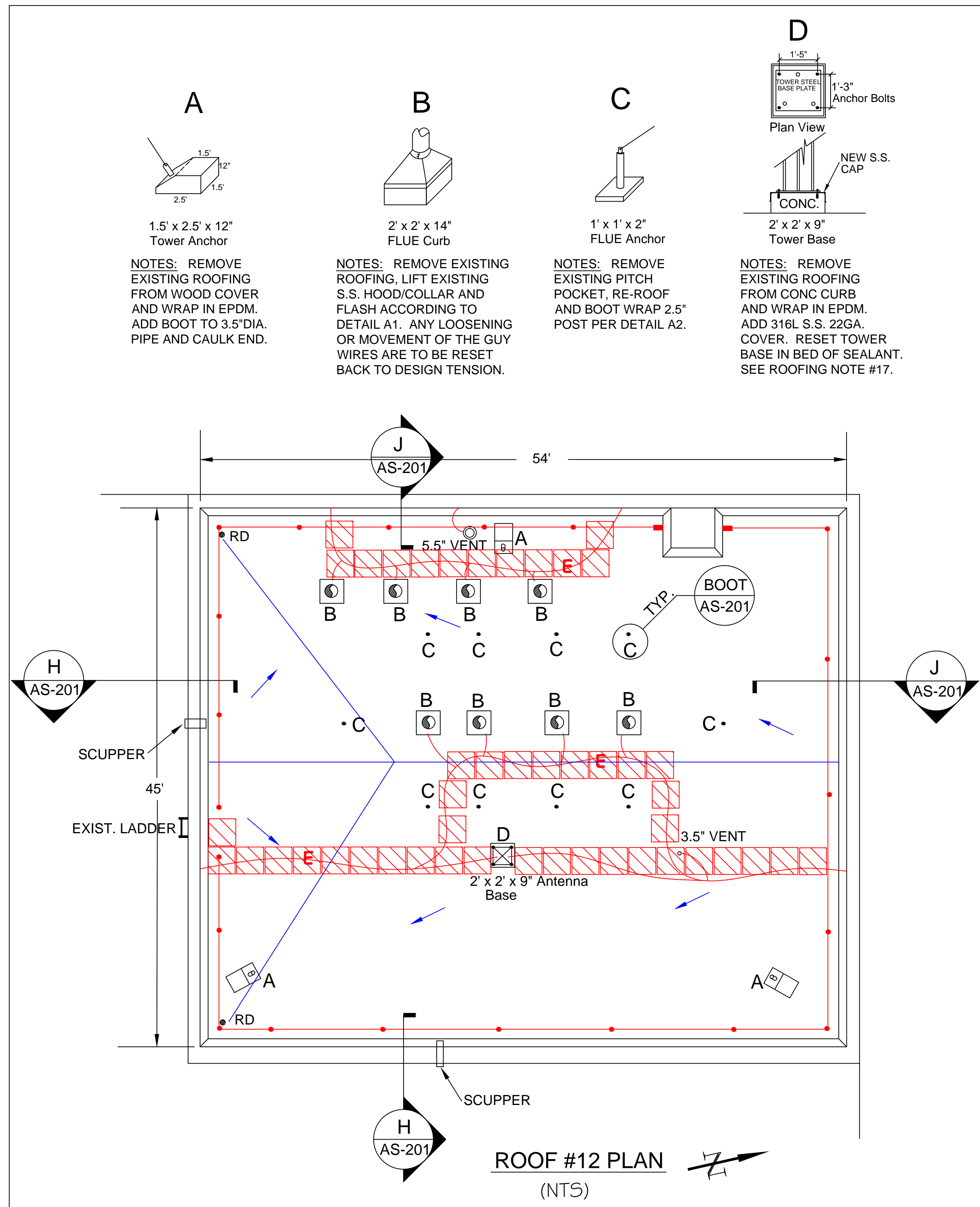
NEW FIXED LADDER WITH WALK-THRU HANDRAILS TO BE ONE PIECE WELDED ASSEMBLY, 2"x2"x1/2" STEEL ANGLE, 3" CORRUGATED STEEL ROUND CLIMBING RUNGS 12" OC AND 7" STAND OFF BRACKETS, SIMILAR TO FS INDUSTRIES F14W SERIES, GALVANIZED FINISH.



ROOF #11 PLAN
(NTS)



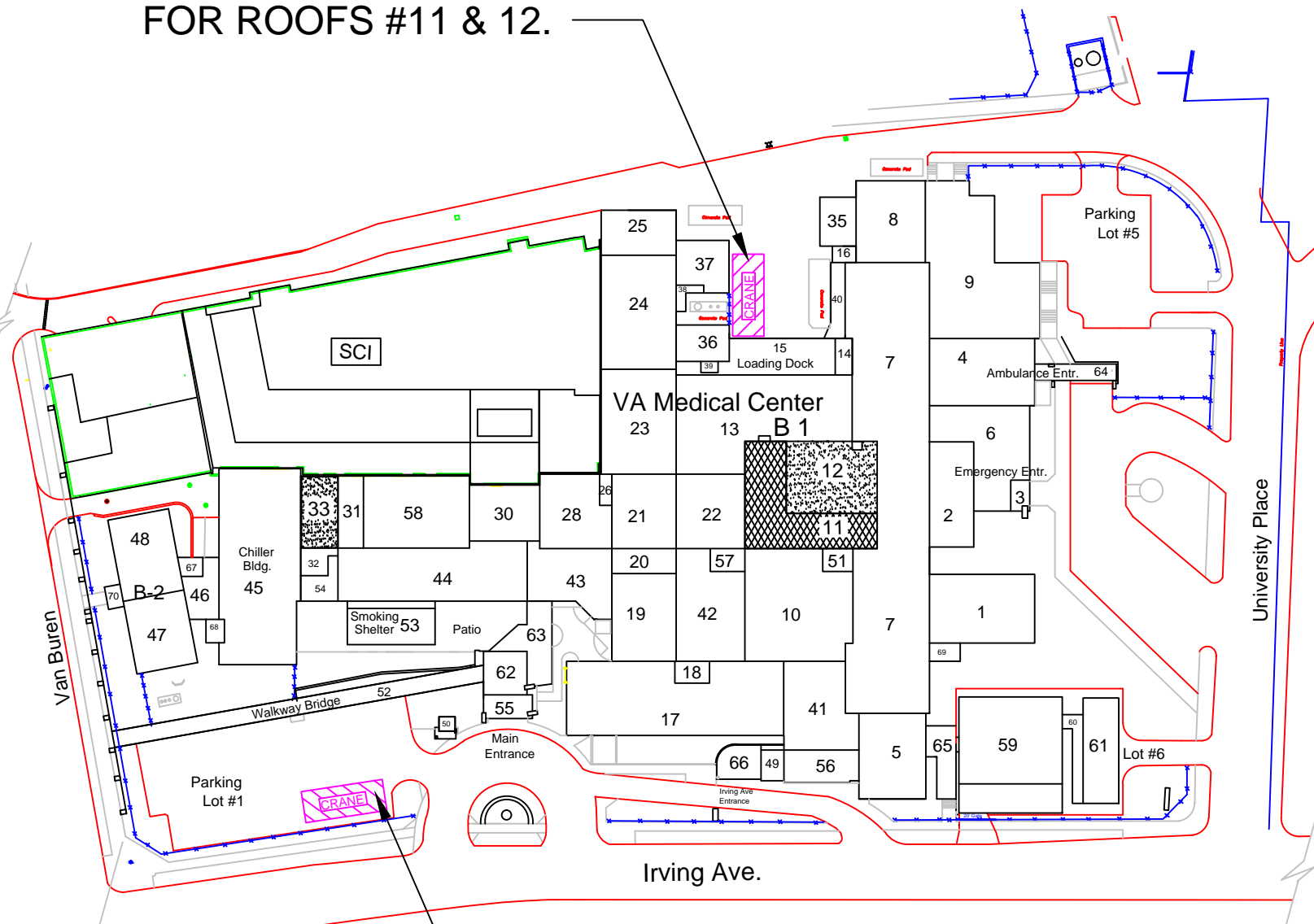
ROOF #33 PLAN
(NTS)



ROOF #12 PLAN
(NTS)

- LEGEND**
- ANT = EXISTING WALL ANTENNA DEVICE
 - E = EXISTING UTILITY to be PROTECTED
 - 2 = SPECIFIC DEMOLITION NOTE
 - NEW NON-PENETRATING RAILING
 - NEW ROOF CRICKET and DRAINAGE
 - NEW WALKWAY PADS

STAGING and CRANE AREA FOR ROOFS #11 & 12.



STAGING and CRANE AREA FOR ROOF #33.

ROOF SITE PLAN
VAMC (528A7)
SYRACUSE, NY

Revisions	Date

(Company Logo/Information Block)

Drawing Title
NEW ROOFING PLAN

Approved: Facility Manager

Project Title
REPLACE SYRACUSE ROOFS, 2012

Building Number
BUILDING #1

Checked
CF

Drawn
T COLE

Location
SYRACUSE VAMC, NY

Date
05/01/2012

Project No.
528A7-12-734

Drawing No.
AS-101

Dwg. 3 of 5

