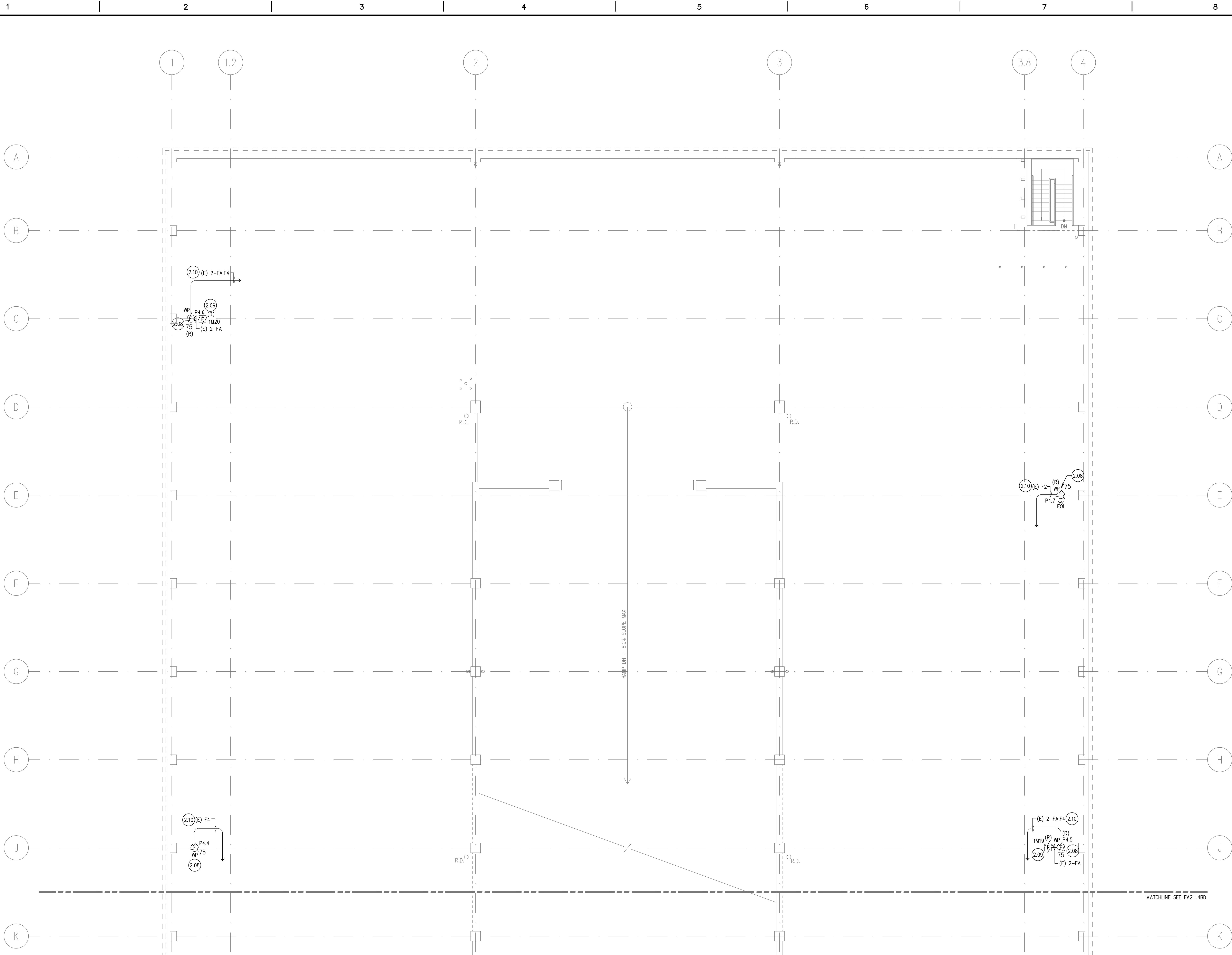


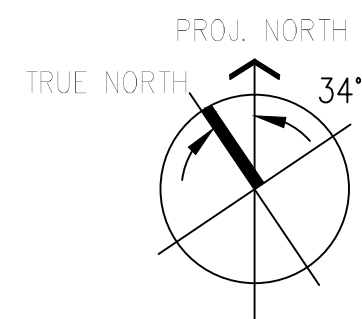
three inches = one foot
one and one half inches = one foot
one inch = one foot
three quarters inch = one foot
one half inch = one foot
three eighths inch = one foot
one quarter inch = one foot
one eighth inch = one foot



SHEET NOTES

KEYNOTES

- (2.06) REMOVE EXISTING FIRE ALARM HORN/STROBE UNIT MOUNTED ON EXISTING LAMP POLE AND SAVE FOR REINSTALLATION. SEE SHEET FA2.1.4A AND FA2.1.4B FOR NEW WORK.
- (2.09) REMOVE EXISTING FIRE ALARM MANUAL PULL STATION MOUNTED ON EXISTING LAMP POLES AND SAVE FOR REINSTALLATION. SEE SHEET FA2.1.4A AND FA2.1.4B FOR NEW WORK.
- (2.10) EXISTING FA FEEDER TO LEVEL 3 AND EXISTING FA DEVICE(S) ON THIS CIRCUIT.




0 4 8 16 24
1/8"=1'-0"

CONSTRUCTION DOCUMENTS

CONSULTANTS:

GUTTMANN & BLAEVOET
CONSULTING ENGINEERS
2351 Powell Street
San Francisco, CA 94133-1449
P 415 655 4000 F 415 655 4001
E gkb@gb-eng.com

Seals and Signatures



ARCHITECT/ENGINEERS:

SMITHGROUP
architecture engineering interiors planning
301 BATTERY STREET, 7TH FLOOR
SAN FRANCISCO, CA 94111
T 415.227.0100 F 415.862.7718
www.smithgroup.com

Associate Architect:
The Design Partnership LLP
Architects + Planners
1412 VANNESS AVE., 2ND FLOOR
SAN FRANCISCO, CA 94109
T 415.777.3737 F 415.777.3476
www.dpsf.com

Drawing Title

**LEVEL 4 AREA A
FIRE ALARM DEMOLITION PLAN**

Approved Project Director

Antonia Bursatino

Project Title
CENTERS FOR AMBULATORY CARE,
POLYTRAUMA AND BLIND REHABILITATION
Parking Structure 1 Photovoltaic System Addition

Location
3801 Miranda Ave., Palo Alto CA

Date
30 JAN 2018

Checked

Drawn

Project Number

640-424

Building Number

501


Drawing Number

FA2.1.4AD

**Office of
Construction
and Facilities
Management**

**Department of
Veterans Affairs**

three inches = one foot
one and one half inches = one foot
one inch = one foot
three quarters inch = one foot
one half inch = one foot
three eighths inch = one foot
one quarter inch = one foot
one eighth inch = one foot



SHEET NOTES

KEYNOTES

- (2.01) EXISTING FIRE ALARM HORN/STROBE UNIT TO REMAIN.
(2.08) REMOVE EXISTING FIRE ALARM HORN/STROBE MOUNTED ON EXISTING LAMP POLE AND SAVE FOR REINSTALLATION. SEE SHEET FA2.1.4A AND FA2.1.4B FOR NEW WORK.
(2.09) REMOVE EXISTING FIRE ALARM MANUAL PULL STATION MOUNTED ON EXISTING LAMP POLE AND SAVE FOR REINSTALLATION. SEE SHEET FA2.1.4A AND FA2.1.4B FOR NEW WORK.
(2.10) EXISTING FA FEEDER TO LEVEL 3 AND EXISTING FA DEVICE(S) ON THIS CIRCUIT.




CONSTRUCTION DOCUMENTS

CONSULTANTS:

GUTTMANN & BLAEVOET
CONSULTING ENGINEERS
2351 Powell Street
San Francisco, CA 94133-1449
P 415 655 4000 F 415 655 4001
E gkb@gb-eng.com

Seals and Signatures



ARCHITECT/ENGINEERS:

SMITHGROUP
architecture engineering interiors planning
301 BATTERY STREET, 7TH FLOOR
SAN FRANCISCO, CA 94111
T 415.227.0100 F 415.862.7718
www.smithgroup.com

Associate Architect:

The Design Partnership LLP
Architects + Planners
1412 VANNESS AVE., 2ND FLOOR
SAN FRANCISCO, CA 94109
T 415.777.3737 F 415.777.3476
www.dpsf.com

Drawing Title

**LEVEL 4 AREA B
FIRE ALARM DEMOLITION PLAN**

Approved Project Director

Antonia Bursantini

Project Title
CENTERS FOR AMBULATORY CARE,
POLYTRAUMA AND BLIND REHABILITATION
Parking Structure 1 Photovoltaic System Addition

Location
3801 Miranda Ave., Palo Alto CA

Date
30 JAN 2018

Checked

Drawn

Project Number

640-424

Building Number

501

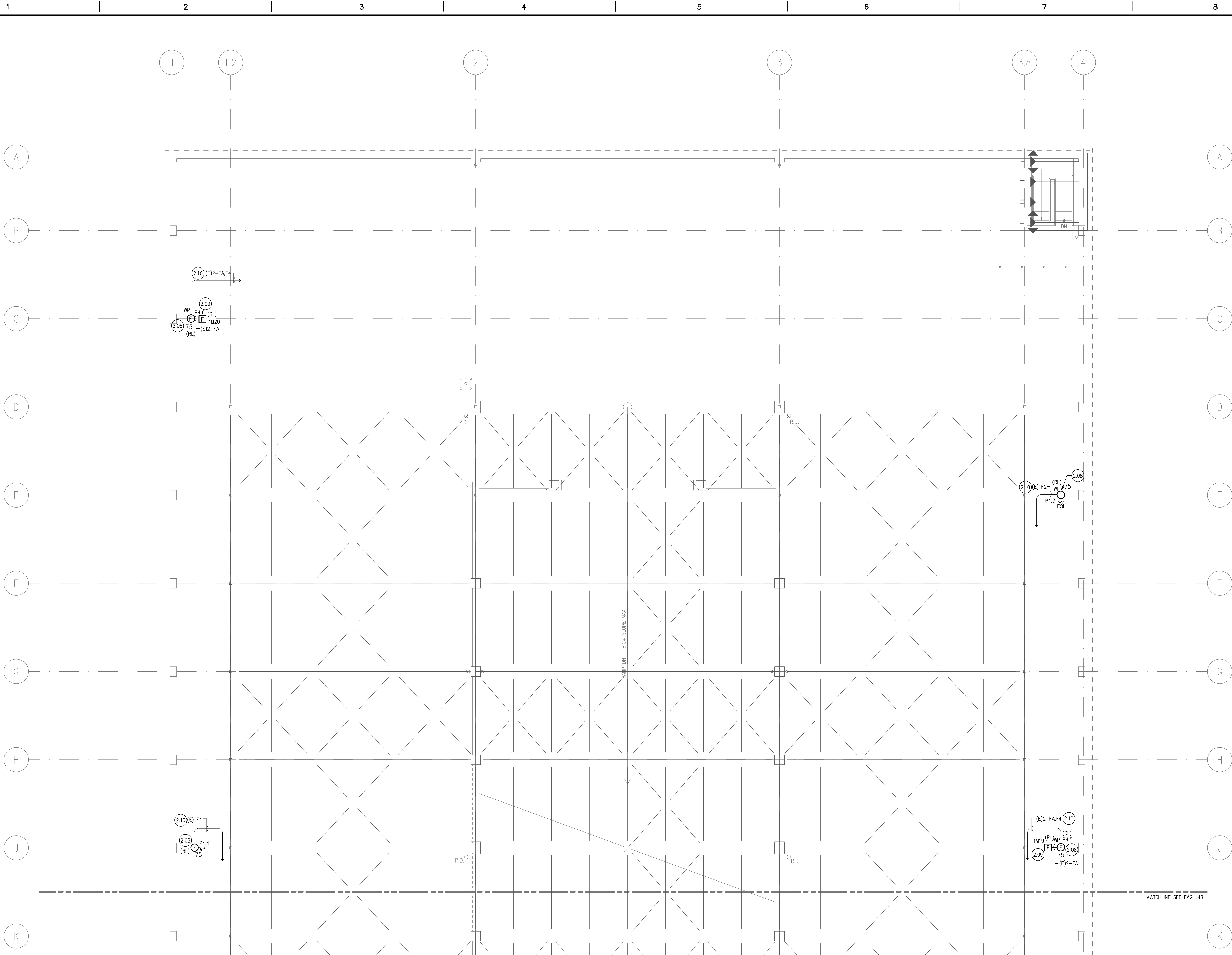
Drawing Number

FA2.1.4BD

**Office of
Construction
and Facilities
Management**

**Department of
Veterans Affairs**

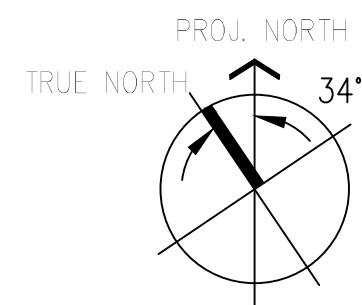
three inches = one foot
one and one half inches = one foot
one inch = one foot
three quarters inch = one foot
one half inch = one foot
three eighths inch = one foot
one quarter inch = one foot
one eighth inch = one foot



SHEET NOTES

KEYNOTES

- (2.08) LOCATE EXISTING FIRE ALARM HORN/STROBE UNIT ON CUT LAMP POLE AT A MINIMUM +80" AFF HEIGHT. COORDINATE REINSTALLATION WITH EXISTING LIGHT FIXTURE RELOCATION. SEE SHEET ES3.1.4A AND ES3.1.4B FOR LIGHTING RELOCATION.
- (2.09) LOCATE EXISTING FIRE ALARM MANUAL PULL STATION ON CUT LAMP POLE AT A MINIMUM +48" AFF HEIGHT. COORDINATE REINSTALLATION WITH EXISTING LIGHT FIXTURE RELOCATION. SEE SHEET ES3.1.4A AND ES3.1.4B FOR LIGHTING RELOCATION.
- (2.10) EXISTING FA FEEDER TO LEVEL 3 AND EXISTING FA DEVICE(S) ON THIS CIRCUIT.




0 4 8 16 24
1/8"=1'-0"

CONSTRUCTION DOCUMENTS

CONSULTANTS:

GUTTMANN & BLAEVOET
CONSULTING ENGINEERS
2351 Powell Street
San Francisco, CA 94133-1449
P 415 655 4000 F 415 655 4001
E gtb@gb-eng.com

Seals and Signatures



ARCHITECT/ENGINEERS:

SMITHGROUP
architecture engineering interiors planning
301 BATTERY STREET, 7TH FLOOR
SAN FRANCISCO, CA 94111
T 415.227.0100 F 415.882.7718
www.smithgroup.com

Associate Architect:
The Design Partnership LLP
Architects + Planners
1412 VAN NESS AVE., 2ND FLOOR
SAN FRANCISCO, CA 94109
T 415.777.3737 F 415.777.3476
www.dpsllp.com

Drawing Title
**LEVEL 4 AREA A
FIRE ALARM NEW PLAN**

Approved Project Director

Antonio Baccantini

Project Title
CENTERS FOR AMBULATORY CARE,
POLYTRAUMA AND BLIND REHABILITATION
Parking Structure 1 Photovoltaic System Addition

Location
3801 Miranda Ave., Palo Alto CA

Date
30 JAN 2018

Checked

Drawn

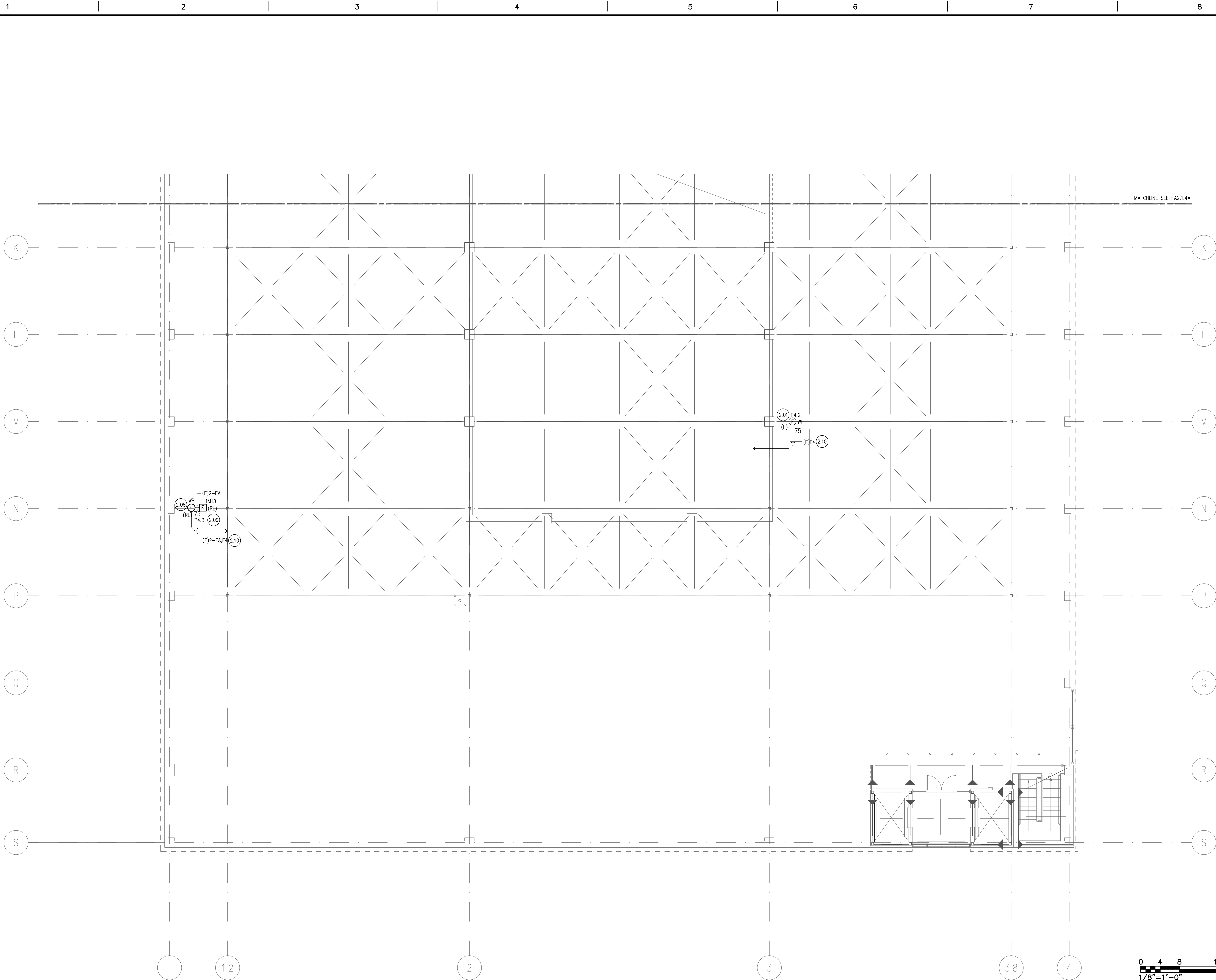
Project Number
640-424
Building Number
501

Drawing Number
FA2.1.4A

Office of
Construction
and Facilities
Management



three inches = one foot
one and one half inches = one foot
one inch = one foot
three quarters inch = one foot
one half inch = one foot
three eighths inch = one foot
one quarter inch = one foot
one eighth inch = one foot



SHEET NOTES

KEYNOTES

- (2.01) EXISTING FIRE ALARM HORN/STROBE UNIT TO REMAIN.
- (2.09) LOCATE EXISTING FIRE ALARM HORN/STROBE UNIT ON CUT LAMP POLE AT A MINIMUM +80" AFF HEIGHT. COORDINATE REINSTALLATION WITH EXISTING LIGHT FIXTURE RELOCATION. SEE SHEET ES3.1.4A AND ES3.1.4B FOR LIGHTING RELOCATION.
- (2.09) LOCATE EXISTING FIRE ALARM MANUAL PULL STATION ON CUT LAMP POLE AT A MINIMUM +48" AFF HEIGHT. COORDINATE REINSTALLATION WITH EXISTING LIGHT FIXTURE RELOCATION. SEE SHEET ES3.1.4A AND ES3.1.4B FOR LIGHTING RELOCATION.
- (2.10) EXISTING FA FEEDER TO LEVEL 3 AND EXISTING FA DEVICE(S) ON THIS CIRCUIT.




CONSTRUCTION DOCUMENTS

CONSULTANTS:

GUTTMANN & BLAEVOET
CONSULTING ENGINEERS
2351 Powell Street
San Francisco, CA 94133-1449
P 415 655 4000 F 415 655 4001
E gkb@gb-eng.com

Seals and Signatures



ARCHITECT/ENGINEERS:

SMITHGROUP
architecture engineering interiors planning
301 BATTERY STREET, 7TH FLOOR
SAN FRANCISCO, CA 94111
T 415.227.0100 F 415.862.7718
www.smithgroup.com

Associate Architect:
The Design Partnership LLP
Architects + Planners
1412 VAN NESS AVE., 2ND FLOOR
SAN FRANCISCO, CA 94109
T 415.777.3737 F 415.777.3476
www.dpsl.com

Drawing Title
**LEVEL 4 AREA B
FIRE ALARM NEW PLAN**

Approved Project Director

Antonio Bursante

Project Title
**CENTERS FOR AMBULATORY CARE,
POLYTRAUMA AND BLIND REHABILITATION
Parking Structure 1 Photovoltaic System Addition**

Location
3801 Miranda Ave., Palo Alto CA

Date
30 JAN 2018

Checked

Drawn

Project Number

640-424

Building Number

501

Drawing Number

FA2.1.4B

Office of
Construction
and Facilities
Management

Department of
Veterans Affairs