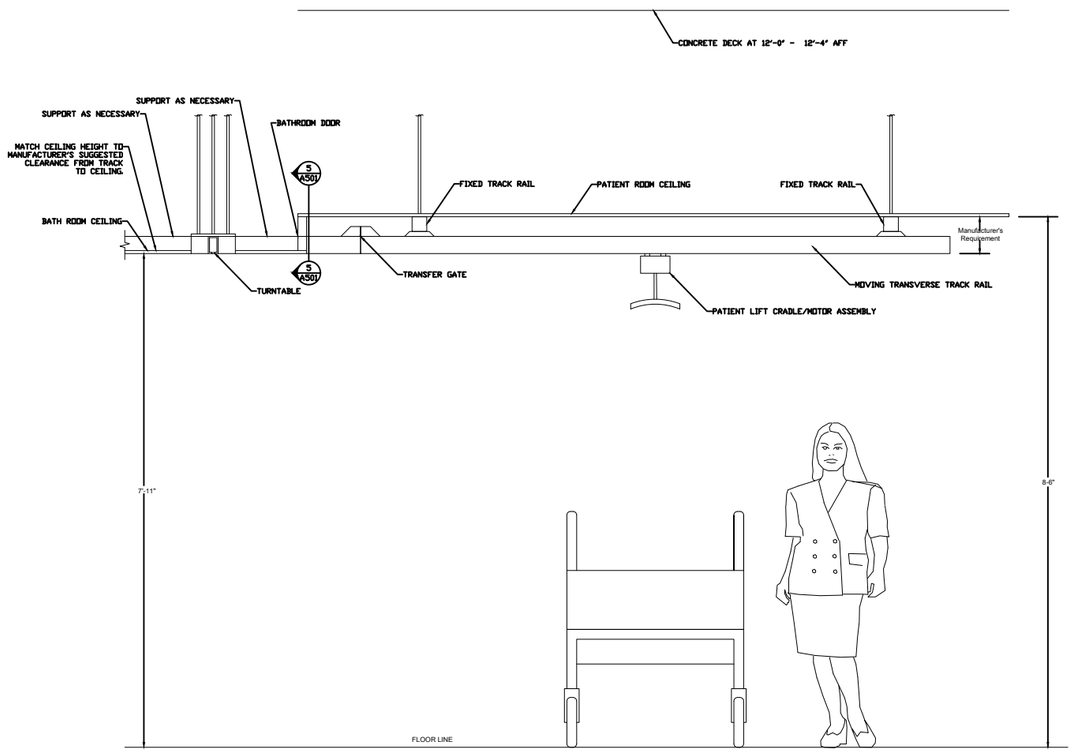

1 TYPICAL INSTALLATION



2 TYPICAL TURN TABLE



3 TYPICAL TRANSFER GATE

Track Lengths (In Feet)

Room #	Drawing Sheet	Fixed Track-Total Length	Transverse Track	Bathroom Track	No. of Bends	Bariatric?
202	A102	20	10	13		
203	A102	20	10	9	1	
205	A101	20	10	16		Yes
207	A101	20	10	16		
209	A101	20	10	17		
210	A101	20	10	17		
211	A101	20	10	16		
212	A101	20	10	15	1	
213	A101	20	10	16		
214	A101	20	7	17	2	
215	A101	20	10	15		
216	A101	20	10	16		
217	A101	20	10	16		
218	A101	20	10	17		
220	A101	20	10	16	1	Yes
222	A102	20	10	15		
223	A102	20	10	17		
241	A102	20	10	8	1	
243	A103	20	10	16		Yes
244	A103	20	10	16		
246	A103	20	10	15		
247	A103	20	10	15		
248	A103	16	10	15		
249	A103	20	9	12	1	
250	A103	20	10	13		
251	A103	20	10	11		
252	A103	20	10	14	1	
253	A103	20	10	14	1	
254	A103	16	9	16		
255	A103	20	8	16		
256	A103	20	8	16		
257	A103	20	10	16		
259	A103	20	10	20	1	Yes
261	A103	20	10	15		
Total Transverse Track:			331			
Total Fixed Track:		672	+	512	=	1184

4 TRACK LENGTHS

(FOR REFERENCE ONLY)

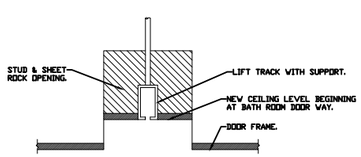

5 BATHROOM DOOR TRACK/CEILING SECTION

G:\MS-Eng-Projects\FY-2017\17-630 (CLC 2 Patient Lift Track)\Bid documents\Drawings\DRAWINGS\528A6-17-630.dwg 9-06-17 09:54:30 AM WHBAWNGHTS

Revisions: Date:

CONSULTANT

ARCHITECT/ENGINEER OF RECORD

STAMP

Office of Construction and Facilities Management

VA U.S. Department of Veterans Affairs

Drawing Title: 2ND FLOOR TRACK DETAILS

Approved: Michael A. Harris

Phase: CONSTRUCTION

NOTE: USERS OF THESE AS-BUILT DRAWINGS ARE RESPONSIBLE FOR VERIFYING EXISTING DIMENSIONS AND CONDITIONS IN THE FIELD

Project Title: CLC2 PATIENT LIFT TRACK

Location: Bath, NY

Issue Date: 3/22/17

Checked: Clancy

Drawn: Wightman

Project Number: 528A6-17-630

Building Number: 78

Drawing Number: A501

VA FORM 08 - 6231