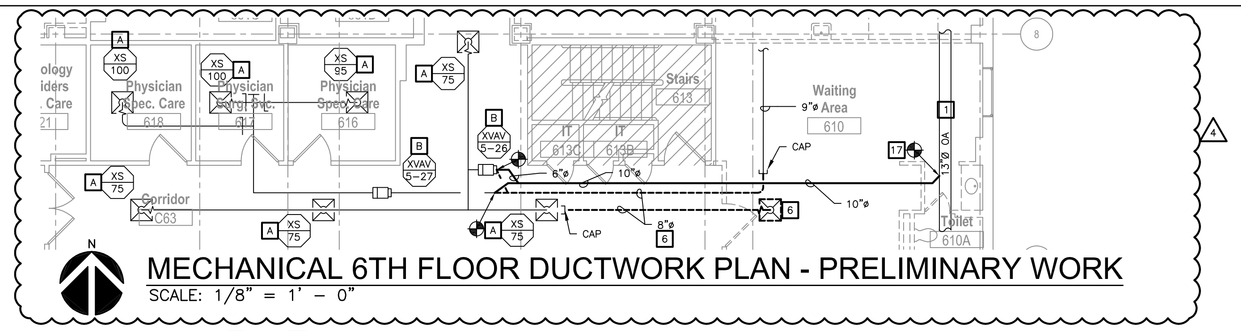

MECHANICAL 6TH FLOOR DUCTWORK PLAN - PRELIMINARY WORK

SCALE: 1/8" = 1' – 0"

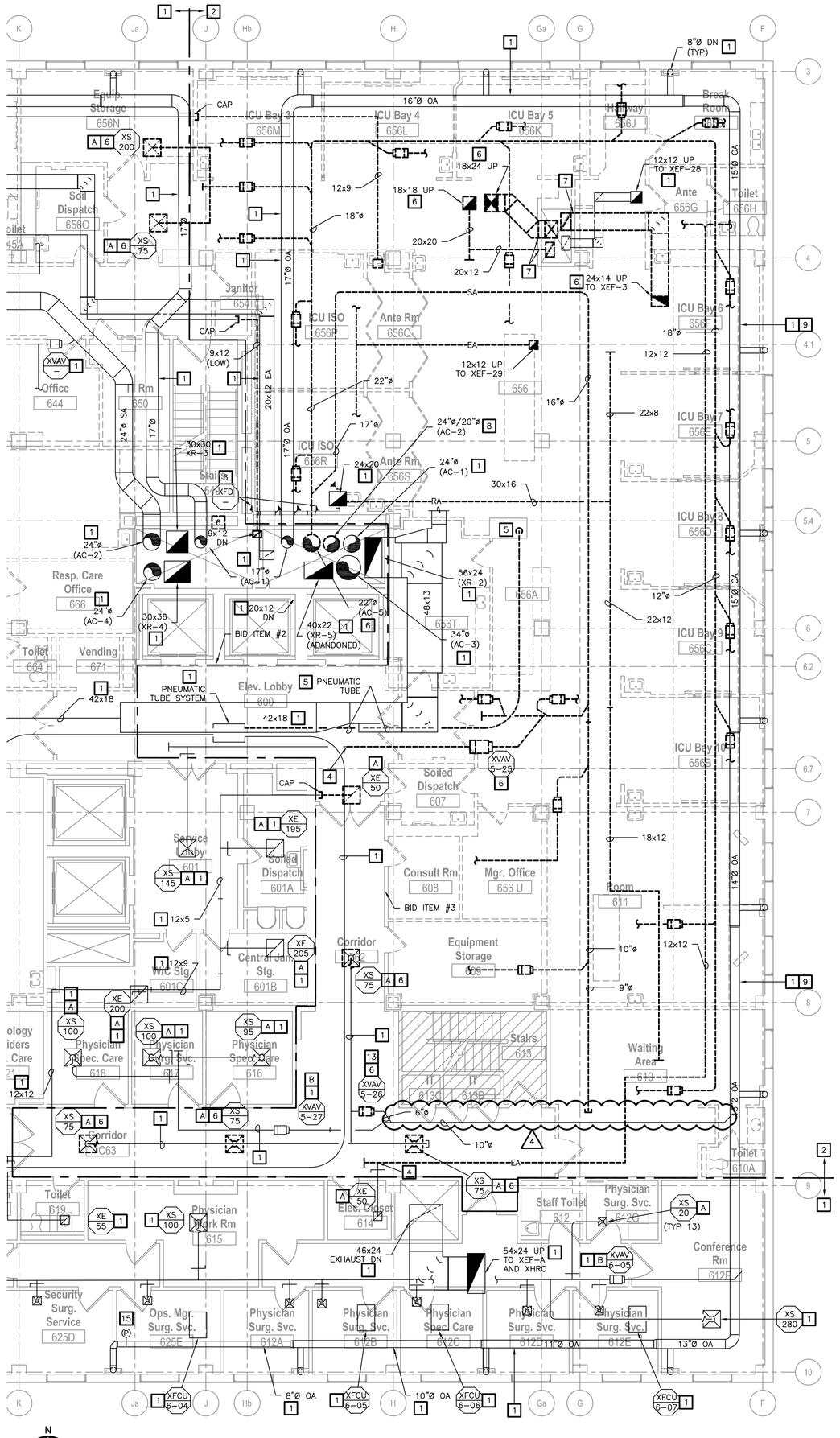

MECHANICAL 6TH FLOOR DUCTWORK PLAN - DEMOLITION

SCALE: 1/8" = 1' – 0"

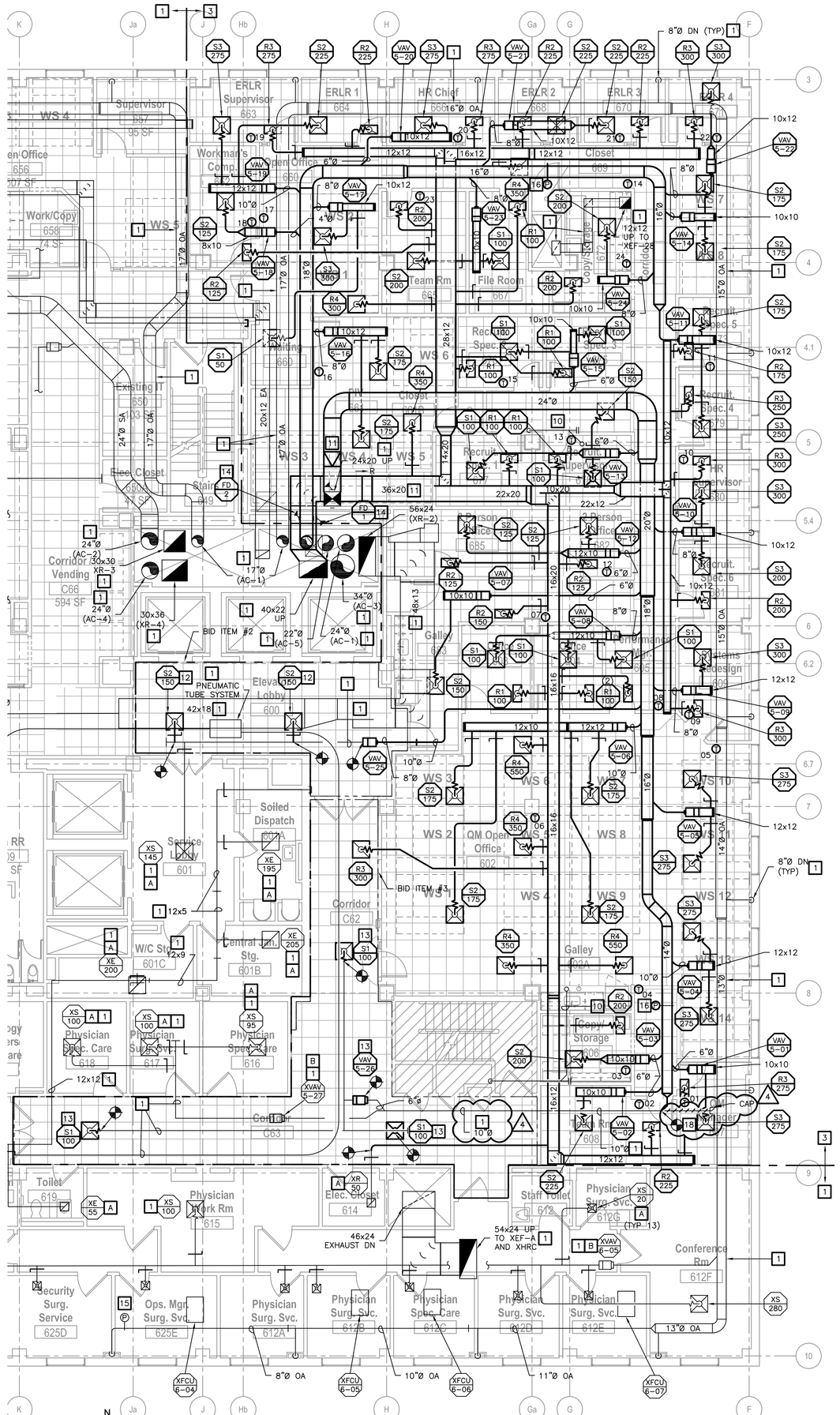

MECHANICAL 6TH FLOOR DUCTWORK PLAN - RENOVATION

SCALE: 1/8" = 1' – 0"

MECHANICAL GENERAL NOTES:

1. SEE SHEET 1–M0.1 FOR NOTES, SYMBOLS AND ABBREVIATIONS.
2. SEE SHEET 1–M1.2 FOR INDUCTION UNITS.
3. SEE SHEET 1–M1.2 FOR PIPING LAYOUT.
4. THE PROJECT LIMIT LINE SHOWN ON THE DRAWINGS INDICATES THE AREA OF SUBSTANTIAL ARCHITECTURAL RENOVATION AND IS NOT INCLUSIVE OF ALL AREAS WHERE WORK WILL BE REQUIRED TO BE PERFORMED BY OTHER TRADES. THE CONTRACTOR IS RESPONSIBLE FOR ROUTING UTILITIES THROUGH AREAS OUTSIDE THE PROJECT LIMIT LINE WHICH ARE REQUIRED FOR THE SYSTEMS SHOWN ON THE DRAWINGS. COORDINATE WITH THE COR.
5. SEE AIR DEVICE RUN–OUT SCHEDULE THIS SHEET FOR BRANCH DUCT SIZES.
6. MAINTAIN SERVICE CLEARANCE TO VAV BOX CONTROL PANEL AND PIPING SPECIALTIES, VALVES ETC. COORDINATE WITH ALL TRADES TO MAINTAIN ACCESSIBILITY THROUGHOUT CONSTRUCTION. DEMONSTRATE ACCESSIBILITY TO ALL SYSTEMS PRIOR TO TURNOVER TO OWNER.
7. TEMPERATURE SENSORS SHALL HAVE AN OCCUPANCY BUTTON TO ALLOW FOR OVER–RIDE ADJUSTMENTS DURING UNOCCUPIED HOURS. COORDINATE WITH CONTROLS CONTRACTOR.

MECHANICAL KEYED NOTES:

1. EXISTING HVAC TO REMAIN, TYPICAL.
2. REMOVE EXISTING HVAC SHOWN BOLD–DASHED WITHIN IN ITS ENTIRETY, UNLESS NOTED OTHERWISE. THIS INCLUDES ASSOCIATED DUCT RUNOUTS, AIR DEVICES, THERMOSTATS, CONTROL WIRING, TERMINAL UNITS, AND ASSOCIATED SUPPORT/ANCHORING SYSTEMS.
3. NEW WORK, UNLESS NOTED OTHERWISE.
4. PREPARE DUCTWORK FOR RE–CONNECTION. CAP TEMPORARILY UNTIL FINAL CONNECTION IS MADE.
5. REPROGRAM CENTRAL COMPUTER TO REMOVE THE ASSOCIATED NURSES TUBE STATIONS FROM GRAPHICS, ETC.
6. REMOVE HVAC SHOWN BOLD–DASHED.
7. PATCH WALL TO MAINTAIN 2 HR RATING.
8. REMOVE 24" UP FOR REPLACEMENT. EXISTING 20" DOWN TO REMAIN. COORDINATE DOWNTIME WITH OWNER.
9. REPLACE DAMAGED INSULATION ON EXISTING DUCTWORK WHICH REMAINS. ALLOW FOR A TOTAL OF 30 LINEAL FEET OF 16"Ø DUCTWORK.
10. EXISTING 5" STORM DRAIN TO REMAIN.
11. DUCTWORK TO ROUTE AS HIGH AS POSSIBLE IN SOFFIT. SEE SECTION VIEWS ON SHEET 1–M2.1.
12. BID ITEM #2 (ELEVATOR LOBBY): DELETE MECHANICAL WORK UNDER THE BID ITEM, UNLESS NOTED OTHERWISE. REFER TO SPECIFICATIONS.
13. BID ITEM #3 (C62, C63): DELETE MECHANICAL WORK UNDER THE BID ITEM, UNLESS NOTED OTHERWISE. REFER TO SPECIFICATIONS. RE–BALANCE TO PRE–RECORDED VALUE IF BID ITEM IS DELETED.
14. COORDINATE NEW OPENING IN WALL WITH GENERAL CONTRACTOR.
15. EXISTING DUCT STATIC PRESSURE SENSOR TO REMAIN.
16. NEW DUCT STATIC PRESSURE SENSOR FOR AC–5. COORDINATE WITH CONTROLS CONTRACTOR.
17. (A) PRIOR TO AC–5 SHUTDOWN: EXTEND 10" DUCT TO XAC–1 DUCTWORK TO PROVIDE COOLING/AIR TO ROOMS 616, 617, 618 AND C62. COORDINATE DOWNTIME WITH VA COR.
18. INTERCEPT EXISTING 10" DUCT SERVING ROOMS 616, 617, 618 & C62 ONTO AC–5 SYSTEM. COORDINATE DOWNTIME WITH VA COR.

TEST AND BALANCING KEYED NOTES:

A. PRE–READ AIRFLOW. SUBMIT REPORT TO ENGINEER. EXISTING AIRFLOWS ARE SHOWN ARE FOR REFERENCE ONLY. REBALANCE TO SAME FLOW ON RENOVATION PLAN UNLESS DIRECTED OTHERWISE.

B. SEE TERMINAL UNIT SCHEDULE FOR AIRFLOW SETTINGS. COORDINATE WITH THE CONTROLS CONTRACTOR.

AIR DEVICE RUNOUT SCHEDULE

SUPPLY DUCT CFM	RETURN DUCT CFM	DUCT SIZE
0 – 100	0 – 100	6" ROUND
101 – 249	101 – 249	8" ROUND
250 – 399	250 – 374	10" ROUND
400 – 624	375 – 599	12" ROUND
625 – 875	600 – 875	14" ROUND

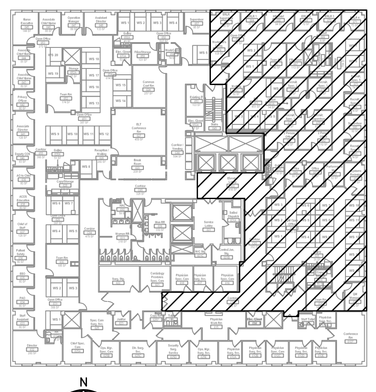

KEYPLAN
NTS

BID DOCUMENTS

Revisions:	Date
4 AMENDMENT #4	09/14/17

CONSULTANTS:

STEVEN F DAMM
PE-2007020253
07.12.17

ARCHITECT/ENGINEERS:

FoxArchitects
One Memorial Drive
Suite 1800
Saint Louis, MO 63102
Tel 314.621.4343
Fax 314.621.0261

SSC Engineering, Inc.
16207 Edison Avenue
Chesterfield, Missouri 63005
Phone: 636.530.7770 Fax: 636.530.7877
Missouri Certificate of Authority #MC 001244

Drawing Title: MECHANICAL 6TH FLOOR DUCTWORK PLANS

Project Title: Renovate Vacated ICU, 6th Floor

Project Number: 589A4-16-101

Building Number: 01

Location: 800 Hospital Drive, Columbia, MO 65201

Date: 07/12/2017 | Checked: SFD | Drawn: RSG

Drawing Number: 1-M1.1

Office of Facilities Management

SSC#2015302

VA FORM 08-6231, OCT 1978

9/27/2016 1:23:55 PM