

ITEM:	QTY:	DESCRIPTION
A	1	PLG9.12 ANESTHESIA BOOM
B	1	PWD70SFHORXSD SURGICAL LIGHT
C	1	MPWR9.10 MONITOR BOOM
D	1	MM9.9 EQUIPMENT BOOM
E	1	MC9.11 MONITOR BOOM
F	1	PWD30SFHOR SURGICAL LIGHT
G	1	PWD50SFHOR SURGICAL LIGHT

DESCRIPTION:

HYBRID ROOM  
ROUGH-IN LAYOUT

PROJECT:

VETERANS HOSPITAL  
PALO ALTO, CA

SPECIAL CONSIDERATIONS

MAQUET  
GETINGE GROUP

DRAWN BY:  
P FRASER

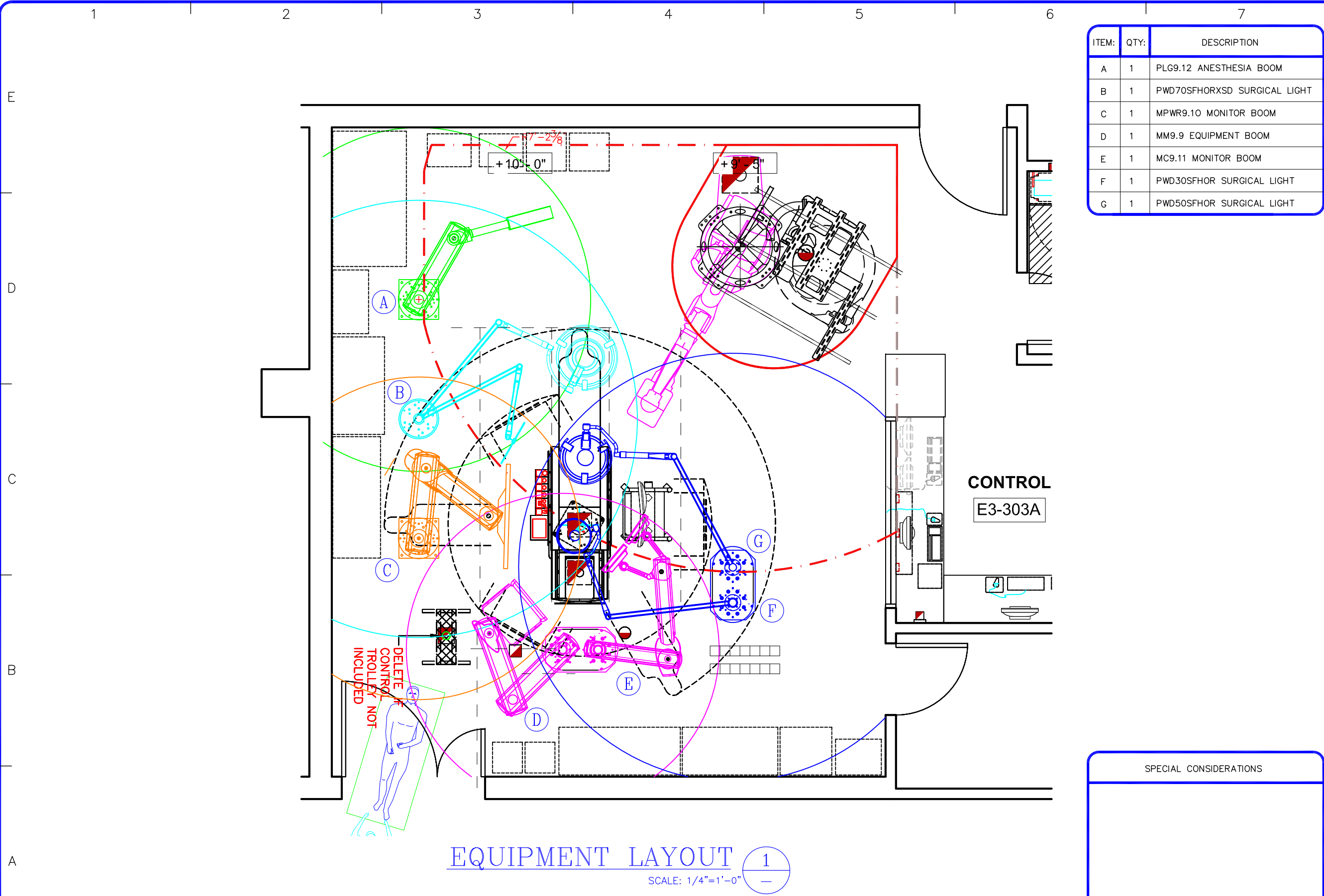
SCALE:  
1/4"=1'-0"

DATE:  
3/28/11

SHEET #:  
3

DRAWING NUMBER:  
M1395-001

REV:  
E



ITEM:	QTY:	DESCRIPTION
A	1	PLG9.12 ANESTHESIA BOOM
B	1	PWD70SFHORXSD SURGICAL LIGHT
C	1	MPWR9.10 MONITOR BOOM
D	1	MM9.9 EQUIPMENT BOOM
E	1	MC9.11 MONITOR BOOM
F	1	PWD30SFHOR SURGICAL LIGHT
G	1	PWD50SFHOR SURGICAL LIGHT

SPECIAL CONSIDERATIONS

DESCRIPTION:  
HYBRID ROOM  
EQUIPMENT LAYOUT

PROJECT:  
VETERANS HOSPITAL  
PALO ALTO, CA

**MAQUET**  
GETINGE GROUP

DRAWN BY:  
P FRASER

SCALE:  
1/4"=1'-0"

DATE:  
3/28/11

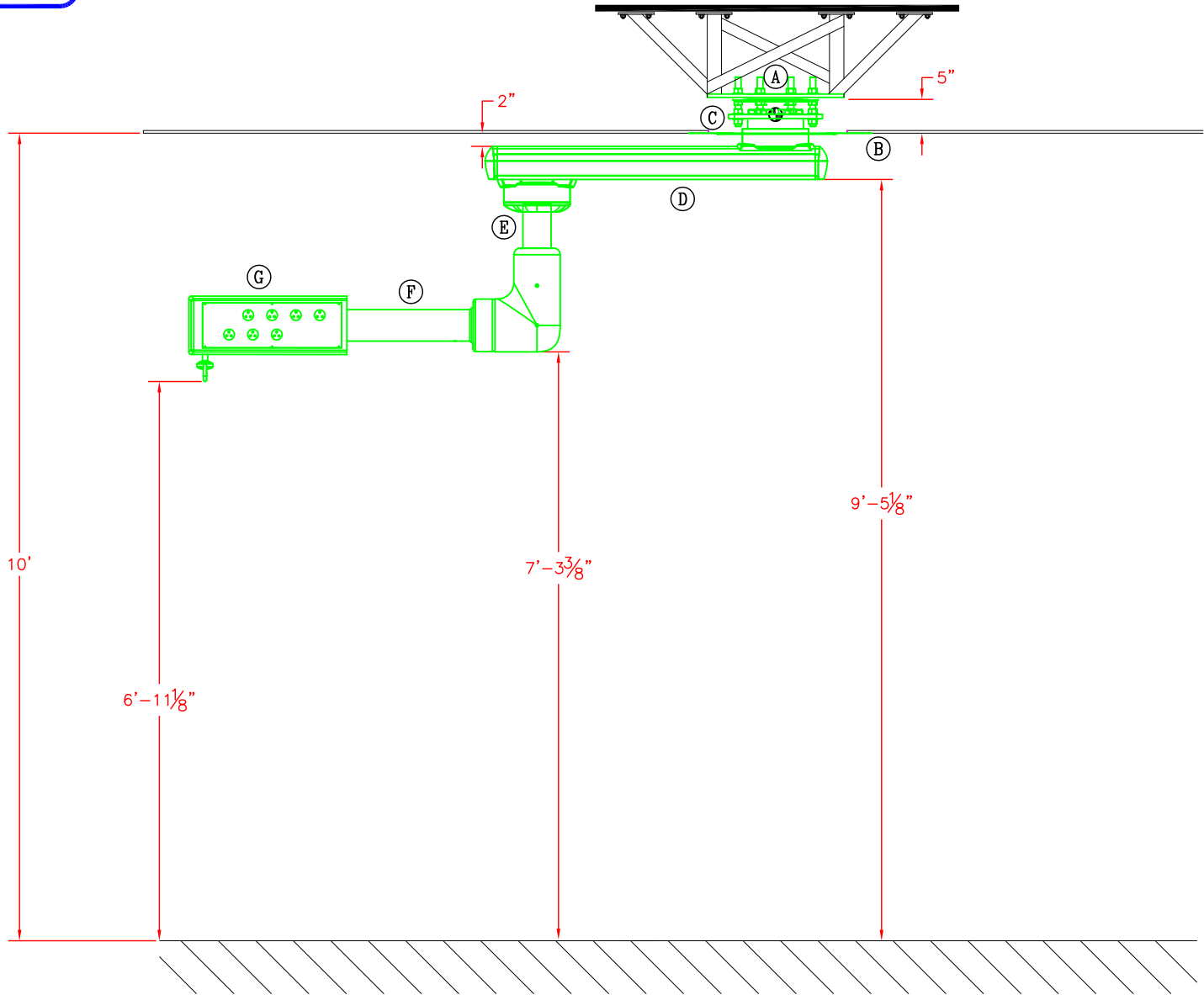
SHEET #:  
4

DRAWING NUMBER:  
M1395-001

REV:  
E

ITEM:	QTY:	ACCESSORIES
A	XX	SHELVES
	XX	RAILS
	XX	BASKET

ITEM:	QTY:	DESCRIPTION
A	1	PLG9.12 ANESTHESIA BOOM



ANESTHESIA ELEVATION – MOUNT A

SCALE: 1/2"=1'-0"

DESCRIPTION:

HYBRID ROOM  
ELEVATION

PROJECT:

VETERANS HOSPITAL  
PALO ALTO, CA

SPECIAL CONSIDERATIONS	

MAQUET  
GETINGE GROUP

DRAWN BY: P FRASER	SCALE: 1/2"=1'-0"
DATE: 3/28/11	SHEET #: 5
DRAWING NUMBER: M1395-001	REV: E

E

LEGEND		
ID	QTY:	DESCRIPTION
O		OXYGEN
A		MEDICAL AIR
V		VACUUM
C		CARBON DIOXIDE
N		NITROGEN
NO		NITROUS OXIDE
E		WAGD
NP		NITROGEN REGULATOR PANEL
F		DATA – FACE PLATE ONLY
D		DATA – CONDUIT/PULL STRING
R		RED DUPLEX
W		WHITE DUPLEX
L		LED AMBIENT SWITCH
M		MOTOR CONTROL
NC		NURSE CALL

WIRE TYPE	
_____	NO. OF CIRCUITS PER UNIT
<input type="checkbox"/>	STANDARD/EMERGENCY POWER BLACK, WHITE, GREEN WIRE
<input type="checkbox"/>	ISOLATED POWER ORANGE, BROWN, GREEN WIRE
<input type="checkbox"/>	TAMPER RESISTANT DUPLEXES

DESCRIPTION:	HYBRID ROOM SERVICE CONFIGURATIONS
PROJECT:	VETERANS HOSPITAL PALO ALTO, CA

<b>MAQUET</b>	
<b>GETINGE GROUP</b>	
DRAWN BY: P FRASER	SCALE: NONE
DATE: 3/28/11	SHEET #: 17
DRAWING NUMBER: M1395-001	REV: E



ELECTRICAL/DATA CONDUIT DELIVERED IS 9/16"

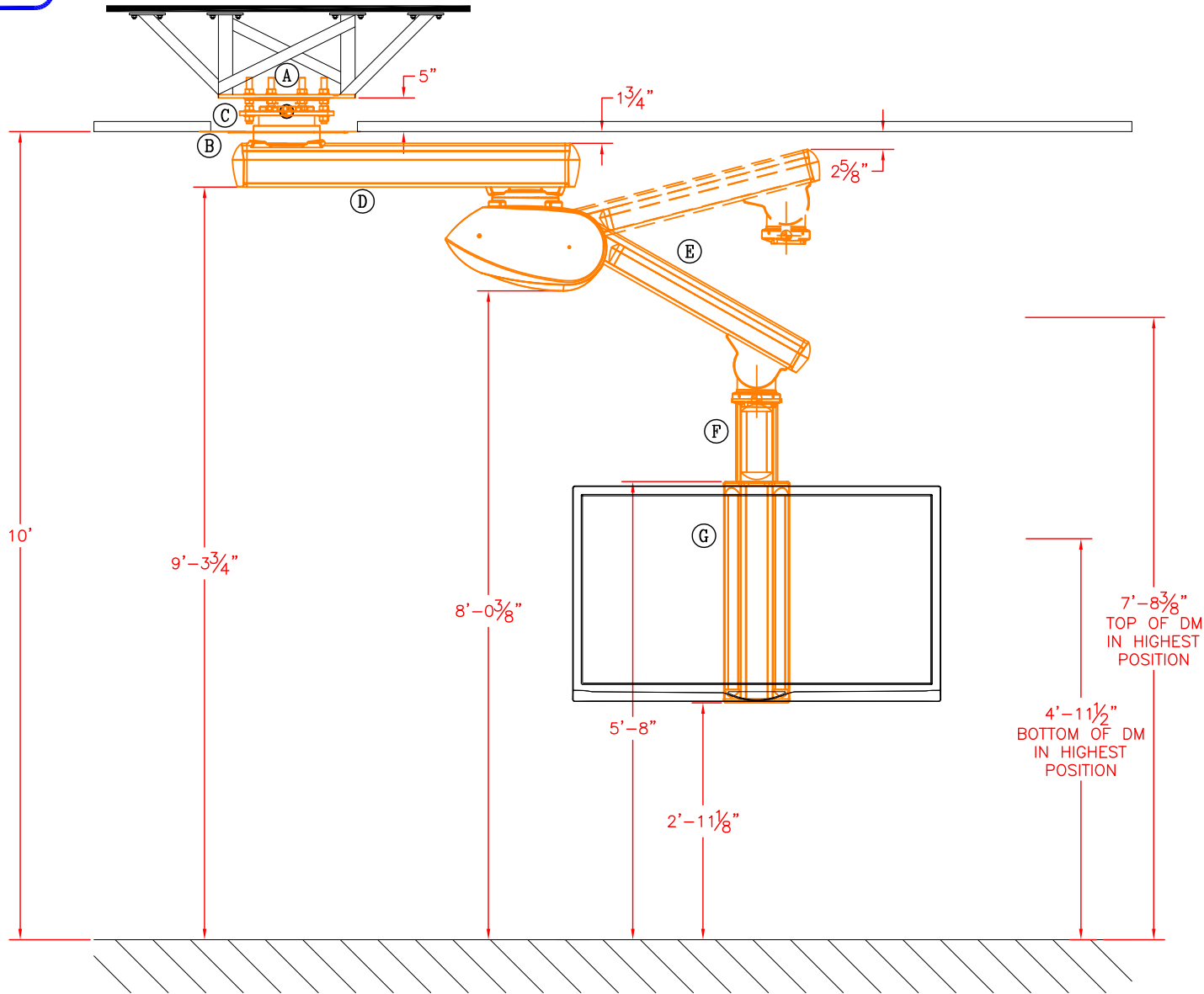
SCALE: NTS



A

ITEM:	QTY:	ACCESSORIES
A	XX	SHELVES
	XX	RAILS
	XX	BASKET

ITEM:	QTY:	DESCRIPTION
C	1	MPWR9.10 MONITOR BOOM



MONITOR ELEVATION – MOUNT C

SCALE: 1/2"=1'-0"

DESCRIPTION:

HYBRID ROOM  
ELEVATION

PROJECT:

VETERANS HOSPITAL  
PALO ALTO, CA

SPECIAL CONSIDERATIONS

MAQUET  
GETINGE GROUP

DRAWN BY:  
P FRASER

SCALE:  
1/2"=1'-0"


DATE:  
3/28/11

SHEET #:  
7

DRAWING NUMBER:  
M1395-001

REV:  
E



ADESCRIPTION:

DESCRIPTION:

DESCRIPTION:

DESCRIPTION:

DESCRIPTION:

ELECTRO-PNEUMATIC BRAKES

AXIS 1 – CEILING

AXIS 2

AXIS 3

AMBIENT LIGHTING

YES SWITCH LOCATION REQUIRED

NO

MOTORIZED

YES LOCATION OF EMERGENCY STOP REQUIRED

NO

SHELVING

NUMBER OF SHELVES PER UNIT -----

QTY

SHELF 15.7” X 19.7”

SHELF 19.7” X 19.7”

SHELF 23.6” X 19.7”

LVAC (WITH 15.7” x 19.7” SHELF)

CIRCUIT IDENTIFICATION

CIRCUIT 1 = \_\_\_\_\_

CIRCUIT 2 = \_\_\_\_\_

CIRCUIT 3 = \_\_\_\_\_

CIRCUIT 4 = \_\_\_\_\_

CIRCUIT 5 = \_\_\_\_\_

CIRCUIT 6 = \_\_\_\_\_

SPECIAL

ENGRAVED OUTLET COVERS,  
SPECIFICATIONS PROVIDED TO  
MAQUET BY THE CUSTOMER

PANEL D

PANEL A

PANEL B

PANEL C

GAS

ELECTRICAL OR MIXED

1

2

3

4

5

6

7

8

9

10

11

OR

1

2

3

4

5

6

7

8

9

GAS

ELECTRICAL OR MIXED

1

2

3

4

5

6

7

8

9

10

11

OR

1

2

3

4

5

6

7

8

9

GAS

ELECTRICAL OR MIXED

1

2

3

4

5

6

7

8

9

10

11

OR

1

2

3

4

5

6

7

8

9

ELECTRICAL/DATA CONDUIT DELIVERED IS 9/16”

MIXING GAS AND ELECTRICAL RULES;  
MUST USE OUTLET QUANTITIES OF AN ELECTRICAL PANEL.  
GAS OUTLETS MUST LOCATED ABOVE ELECTRICAL AND DATA OUTLETS.

EQUIPMENT CONFIGURATION – MOUNT D

SCALE: NTS

1

ITEM:

QTY:

DESCRIPTION

D

1

MM9.9 EQUIPMENT BOOM

LEGEND

ID

QTY:

DESCRIPTION

O

OXYGEN

A

MEDICAL AIR

V

VACUUM

C

CARBON DIOXIDE

N

NITROGEN

NO

NITROUS OXIDE

E

WAGD

NP

NITROGEN REGULATOR PANEL

F

DATA – FACE PLATE ONLY

D

DATA – CONDUIT/PULL STRING

R

RED DUPLEX

W

WHITE DUPLEX

L

LED AMBIENT SWITCH

M

MOTOR CONTROL

NC

NURSE CALL

GAS OUTLET TYPE

D.I.S.S.

CHEMETRON COMPATIBLE

OHMEDA/MEDAES/HILL-ROM

PURITAN BENNETT

OTHER \_\_\_\_\_

NOTE: BEACON MANUFACTURED OUTLETS UNLESS OTHERWISE SPECIFIED.

WIRE TYPE

2

NO. OF CIRCUITS PER UNIT

STANDARD/EMERGENCY POWER BLACK, WHITE, GREEN WIRE

ISOLATED POWER ORANGE, BROWN, GREEN WIRE

TAMPER RESISTANT DUPLEXES

RECEPTACLE ORIENTATION





ITEM:	QTY:	DESCRIPTION
D	1	MM9.9 EQUIPMENT BOOM

LEGEND		
ID	QTY:	DESCRIPTION
O		OXYGEN
A		MEDICAL AIR
V		VACUUM
C		CARBON DIOXIDE
N		NITROGEN
NO		NITROUS OXIDE
E		WAGD
NP		NITROGEN REGULATOR PANEL
F		DATA – FACE PLATE ONLY
D		DATA – CONDUIT/PULL STRING
R		RED DUPLEX
W		WHITE DUPLEX
L		LED AMBIENT SWITCH
M		MOTOR CONTROL
NC		NURSE CALL

GAS OUTLET TYPE	
<input type="checkbox"/>	D.I.S.S.
<input type="checkbox"/>	CHEMETRON COMPATIBLE
<input type="checkbox"/>	OHMEDA/MEDAES/HILL-ROM
<input type="checkbox"/>	PURITAN BENNETT
<input type="checkbox"/>	OTHER _____

NOTE: BEACON MANUFACTURED OUTLETS  
UNLESS OTHERWISE SPECIFIED.

WIRE TYPE	
<u>2</u>	NO. OF CIRCUITS PER UNIT
<input type="checkbox"/>	STANDARD/EMERGENCY POWER BLACK, WHITE, GREEN WIRE
<input type="checkbox"/>	ISOLATED POWER ORANGE, BROWN, GREEN WIRE
<input type="checkbox"/>	TAMPER RESISTANT DUPLEXES

RECEPTACLE		ORIENTATION	
			

DESCRIPTION:	HYBRID ROOM SERVICE CONFIGURATIONS
PROJECT:	VETERANS HOSPITAL PALO ALTO, CA

<b>MAQUET</b>	
<b>GETINGE GROUP</b>	
DRAWN BY: P FRASER	SCALE: NONE
DATE: 3/28/11	SHEET #: 18
DRAWING NUMBER: M1395-001	REV: E







E

D

C

B

A

LIGHT ACCESSORIES	
CAMERA/VIDEO	
CAMERA SYSTEM PRODUCT #	-
CONTROL BOX	
SELF CONTAINED	-
MULTI-ROOM	-
TYPE OF FLAT PANEL PROVIDED BY CUSTOMER	
INCHES	-

ITEM:	SHT:	REFERENCE INFORMATION
	10	LOAD TABLE
B	15	STRUCTURAL DETAIL
	16	ELECTRICAL DETAIL

ITEM:	QTY:	DESCRIPTION
B	1	PWD70SFHORXSD SURGICAL LIGHT

ITEM CRITERIA	
ITEM:	DESCRIPTION
A	ANCHOR PLATE
B	CEILING COVER
C	12.5" SUSPENSION TUBE
D	1600mm HOR EXTENSION ARM
E	700 LED LIGHT
F	1450mm XO EXTENSION ARM
G	MAVIG SHIELD
H	XX
I	XX
J	XX
K	XX
L	XX
M	XX
N	XX
O	XX
P	XX
Q	XX
R	XX
S	XX
T	XX
U	XX
V	XX
W	XX
X	XX
Y	XX
Z	XX

SPECIAL CONSIDERATIONS	

DESCRIPTION	DATE	BY	REV	ADD MONITORS	ADD MOUNT	REVISE EQUIPMENT	CHANGE MONITOR BOOM	CHANGE MONITOR BOOM
	4/18/11	PLF	A	PLF	PLF	PLF	PLF	PLF
	4/27/11	PLF	B					
	6/1/11	PLF	C					
	7/28/11	PLF	D					
	8/8/11	PLF	E					

DRAWING NOT TO BE USED FOR CONSTRUCTION

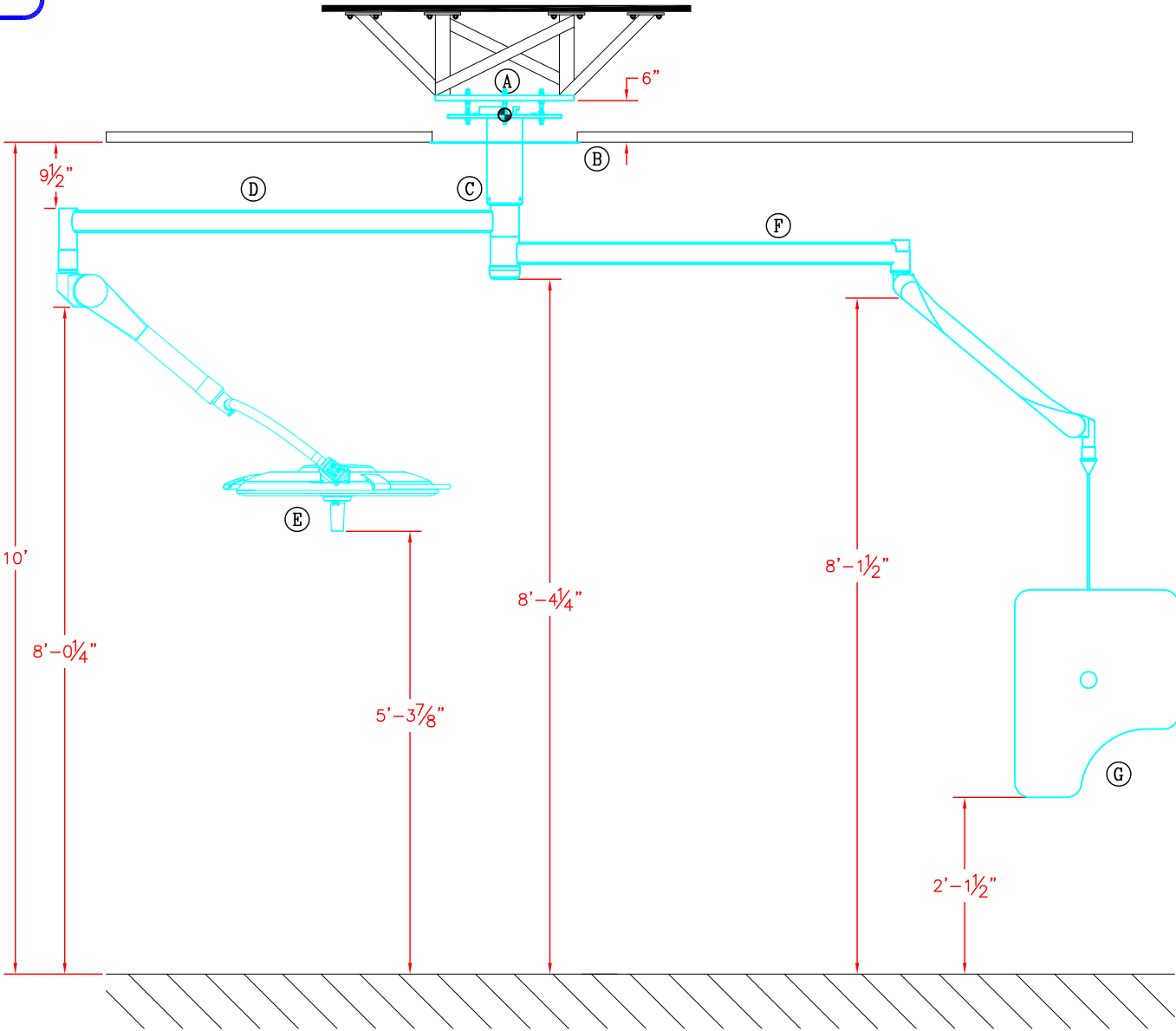
THIS DRAWING IS THE PROPERTY OF MAQUET USA INC. THE INFORMATION CONTAINED HEREON MAY NOT BE REPRODUCED OR COMMUNICATED TO THIRD PARTIES WITHOUT PRIOR WRITTEN PERMISSION.

DRAWING APPROVAL

WITH SIGNATURE ON TITLE SHEET CUSTOMER HEREBY APPROVES THIS SHEET IS ACCURATE AND REFLECTS CUSTOMERS APPROVAL

DESCRIPTION:	HYBRID ROOM ELEVATION	PROJECT:	VETERANS HOSPITAL PALO ALTO, CA
--------------	--------------------------	----------	------------------------------------

MAQUET GETINGE GROUP	
DRAWN BY: P FRASER	SCALE: 1/2"=1'-0"
DATE: 3/28/11	SHEET #: 6
DRAWING NUMBER: M1395-001	REV: E



LIGHT ELEVATION – MOUNT B

SCALE: 1/2"=1'-0"

1

EDDA

<h1>MAQUET</h1> <h2>GETINGE GROUP</h2>	
DRAWN BY: P. FRASER	SCALE: $1/2" = 1' - 0"$
DATE: 3/28/11	SHEET #: 9
DRAWING NUMBER: M1395-001	REV: E