

UNITED STATES DEPARTMENT OF VETERANS AFFAIRS



FCA - CORRECT ANNUAL WORKPLACE FINDINGS OVER ONE YEAR OLD PROJECT NO. 657-17-110 DEPARTMENT OF VETERANS AFFAIRS ST. LOUIS, MO



LIST OF DRAWINGS

- | | |
|--------------------------|--------------------------|
| 1-GI-001 - COVER SHEET | 1-GS-105 - JB ROOF PLANS |
| 1-GS-100 - JB SITE PLAN | 1-GS-106 - JB ROOF PLANS |
| 1-GS-101 - JB ROOF PLANS | 1-GS-107 - JC SITE PLAN |
| 1-GS-102 - JB ROOF PLANS | 1-GS-108 - JC ROOF PLANS |
| 1-GS-103 - JB ROOF PLANS | 1-GS-109 - JC ROOF PLANS |
| 1-GS-104 - JB ROOF PLANS | |

INVESTIGATION NOTES:

- ACCESS TO ROOFS HAS BEEN CHECKED. ROOFS REACHED BY PORTABLE LADDER WILL BE EVALUATED FOR PERMANENT ACCESSES.
- BASED ON THE OBJECTIVE OF THIS STUDY AND THE SCOPE OF THE PROJECT, ALL MAJOR MECHANICAL EQUIPMENT, SECURITY CAMERAS, ANTENNAS, SATELLITE DISHES, AND LIGHT FIXTURES PARTICULARLY THOSE LOCATED WITHIN 6'-0" FROM THE ROOF EDGE HAVE BEEN SURVEYED, IDENTIFIED, AND LOCATED.
- ROOF EDGE CONDITION WITH OR WITHOUT CURB AND PARAPET WALL HAVE BEEN IDENTIFIED FOR SAFETY EVALUATION.
- EXISTING LADDERS HAVE BEEN CHECKED. ADDITIONAL SAFETY MEASURE MAY BE REQUIRED FOR SPECIFIC CONDITION.

PROPOSED SAFETY CONSIDERATIONS:

- THE PURPOSE OF THIS STUDY IS TO CONDUCT AN ASSESSMENT OF ALL ROOF AREAS AT JB AND JC DIVISIONS TO DETERMINE ANY ADDITIONAL SAFETY FEATURES THAT NEED TO BE INCORPORATED.
- THE SAFETY DEFICIENCY IS EVALUATED BASED ON CURRENT INTERNATIONAL BUILDING CODE 2003 AND OSHA REGULATIONS.
- INSTALL NEW LADDERS WITH LOCKED CONTROL TO ROOFS WHERE THERE ARE NO PERMANENT ACCESSES. ADD SAFETY CAGES TO LADDERS WHEREVER THEY ARE MORE THAN 12' TALL.
- ADD SAFETY CAGES TO EXISTING LADDERS WHEREVER THEY ARE MORE THAN 12' TALL.
- INSTALL GUARDRAIL TO THE EQUIPMENT REQUIRING PERIODIC MAINTENANCE LOCATED WITHIN 6' FROM THE UNPROTECTED ROOF EDGE.
- INSTALL EYE-BOLT ANCHORAGE AS ATTACHMENT POINT FOR BODY-BELT/ HARNESS SYSTEM FOR MAINTENANCE OF ANTENNAS, SATELLITE DISHES, AND LIGHT FIXTURES.
- INSTALL GUARDRAIL SYSTEMS AROUND EXISTING ROOF HATCHES.
- INSTALL WARNING LINE SYSTEM AROUND PERIMETER OF ROOF WHEREVER PARAPET WALL IS LESS THAN 3'-3" HIGH.

SCHEMATIC DESIGN - NOT FOR CONSTRUCTION

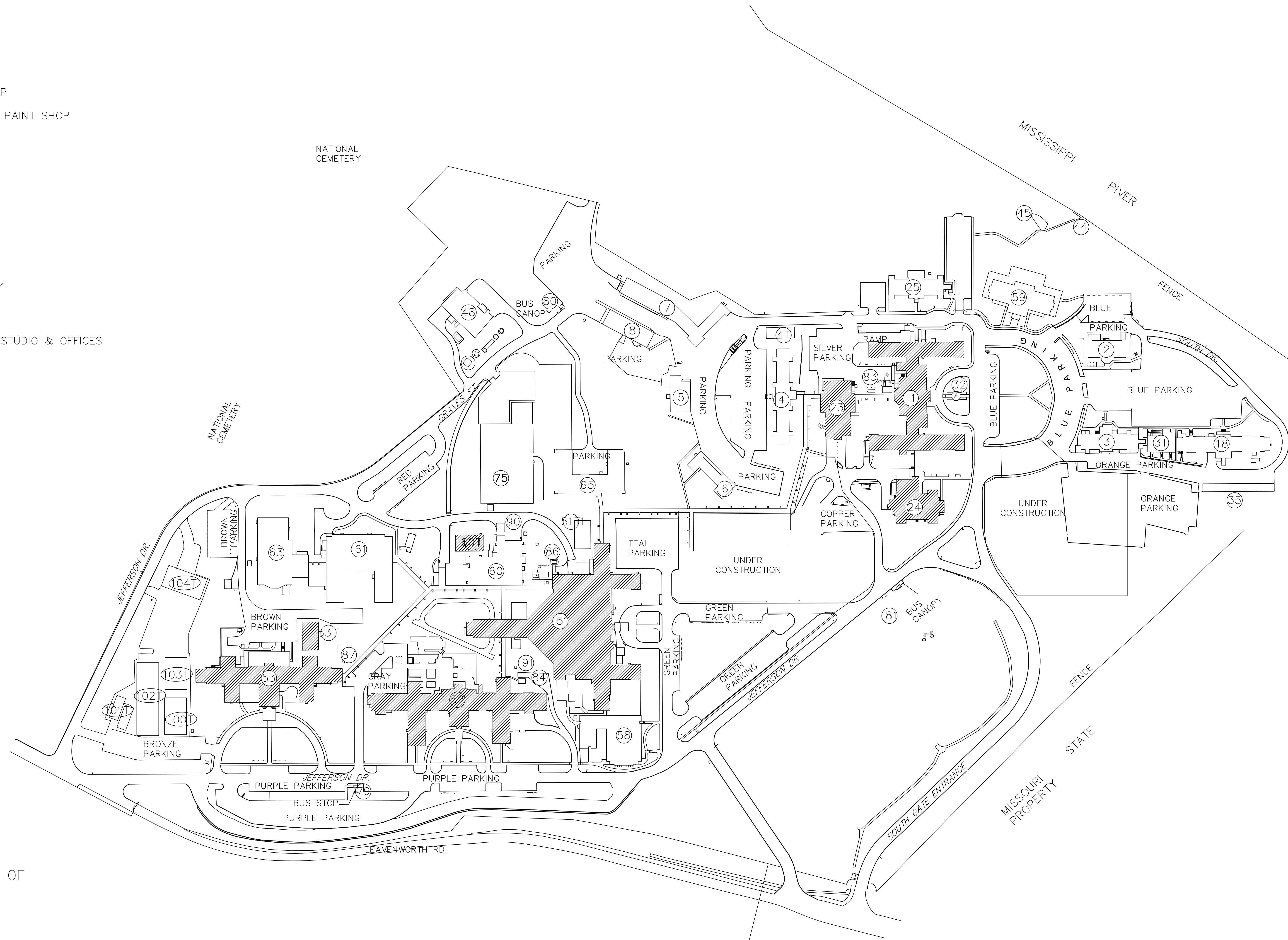
CONSULTANTS: 		ARCHITECT/ENGINEERS: Department of Veterans Affairs Facilities Engineering Service 915 N. Grand Blvd. St. Louis, MO 63106		Drawing Title COVER SHEET		Project Title FCA - CORRECT ANNUAL WORKPLACE FINDINGS OVER ONE YEAR OLD		Project Number 657-17-110		Veterans' Health Administration	
Revisions:				Approved: Project Director		Location VA MEDICAL CENTER ST. LOUIS, MO JOHN COCHRAN DIVISION		Drawing Number 1-GI-001		Sheet 1 of 11	
Date				Date 2-2-2017		Checked KMF		Drawn KMF		U.S. Department of Veterans Affairs	

BUILDING
BLDG. SCHEDULE

NO. 1	MAIN HOSPITAL BUILDING
2	EES
3	DOMICILIARY
4	VACANT
5	PUMPING STATION AND PLUMBING SHOP
6	WAREHOUSE
7	SUPPLY WAREHOUSE, ENGR. SHOPS AND PAINT SHOP
8	MAIN WAREHOUSE
17	DEMOED
18	ADMINISTRATIVE
23	ENGR. SHOPS & PROSTHETICS
24	CANTEEN, LIBRARY, AND AUDITORIUM
25	NATIONAL V.C.S., DISTRICT COUNSEL
32	FLAG POLE & PATH OF HONOR
35	STORAGE
44	CONCRETE PLATFORM
45	CONCRETE PLATFORM
48	MEDICAL MEDIA DEVELOPMENT
49	DEMOED
50	DEMOED
51	MENTAL HEALTH
52	SPINAL CORD INJURY AND DOMICILIARY
53	N.H.C.U., A.S.P., AND REHABILITATION
58	MENTAL HEALTH CLINIC, OIF/OEF
59	FISHER HOUSE
60	MAIN KITCHEN
61	SPECIAL SERVICES, THEATRE, C.C.T.V. STUDIO & OFFICES
63	THERAPEUTIC EXERCISE, GYM
64	DEMOED
65	C.E.O.S.H.
70	DEMOED
70A	DEMOED
71	DEMOED
79	SHELTER BUS STOP
80	SHELTER BUS STOP
81	SHELTER BUS STOP
82	DEMOED
83	EMERGENCY GENERATOR BLDG.1
84	EMERGENCY GENERATOR BLDG.52
85	EMERGENCY GENERATOR BLDG.50
86	EMERGENCY GENERATOR BLDG.51
87	EMERGENCY GENERATOR BLDG.53
90	EMERGENCY GENERATOR BLDG.60
91	EMERGENCY GENERATOR BLDG.52
03T	SOCIAL SERVICES
04T	PATIENT RECORDS
51T	MENTAL HEALTH
53T	HOME HEALTHCARE
60T	NUTRITION & FOOD
100T	FACILITIES ENGINEERING
101T	RESIDENT ENGINEER, MAJOR PROJECT
102T	EDUCATION / CANTEEN
103T	MIXED USE
104T	ENGINEERING / RECORDS CONTROL

LEGEND:

FLAT - ROOF BUILDING CONSISTS OF ANTENNAS, CAMERAS AND OTHER ROOF TOP EQUIPMENT REQUIRING PERIODIC MAINTENANCE



JB SITE PLAN

SCALE: 1" = 100'-0"

SCHEMATIC DESIGN - NOT FOR CONSTRUCTION

Vertical scale indicators on the left margin: three inches = one foot, one and one half inches = one foot, one inch = one foot, three quarters inch = one foot, one half inch = one foot, three eighths inch = one foot, one quarter inch = one foot, one eighth inch = one foot.


Revisions:	Date

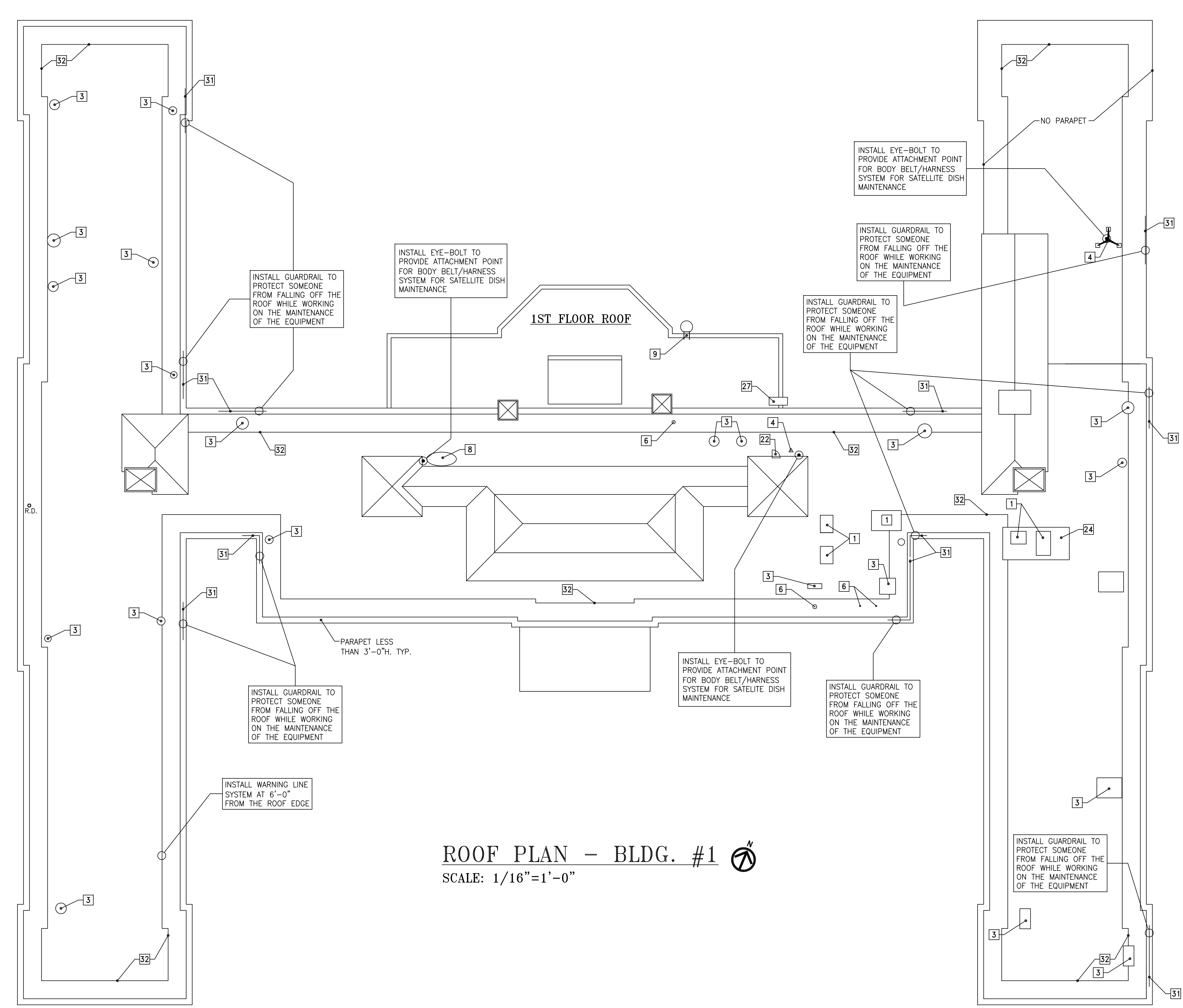
CONSULTANTS:

ARCHITECT/ENGINEERS:
Department of Veterans Affairs Facilities Engineering Service 915 N. Grand Blvd. St. Louis, MO 63106

Drawing Title
JB SITE PLAN
Approved: Project Director

Project Title
FCA - CORRECT ANNUAL WORKPLACE FINDINGS OVER ONE YEAR OLD
Project Number
651-17-110
Building Number
Location
VA MEDICAL CENTER ST. LOUIS, MO JOHN COCHRAN DIVISION
Date
2-2-2017
Checked
KMF
Drawn
KMF
Drawing Number
1-GS-100
Sheet
2 of 11






KEY NOTES:

1 HVAC ROOF TOP UNIT	23 WINDOW ACCESS TO ROOF
2 AIR DUCT	24 EQUIPMENT DECK
3 EXHAUST FAN	25 WIRE/CABLE TRAY
4 ANTENNA	26 CAPED EQUI./PIPE BASE
5 ILLUMINATION LIGHT	27 VENTILATOR
6 VENT	28 GUTTER
7 ELECTRIC PANEL	29 COOLING TOWER
8 SATELLITE DISH	30 NEW LADDER
9 LADDER	31 NEW GUARDRAIL
10 ROOF HATCH	32 NEW WARNING LINE SYSTEM
11 CAMERA	33 NEW LADDER W/. CAGE & LOCKED GATE
12 TANK	34 NEW GUARDRAIL SYSTEM AROUND EXISTING ROOF HATCH
13 SKYLIGHT	35 NEW EYE-BOLT ANCHORAGE
14 KITCHEN EXHAUST FAN	36 NEW CAGE FOR EXISTING LADDER
15 MAKE-UP AIR UNIT	37 NEW LADDER W/. CAGE
16 SIREN (NOT IN SERVICE)	38 NEW LADDER W/. LOCKED GATE
17 RAIN GAUGE	
18 LINT FILTER	
19 STAIR	
20 GUARDRAIL	
21 ROOF CURB	
22 DOOR ACCESS TO ROOF	

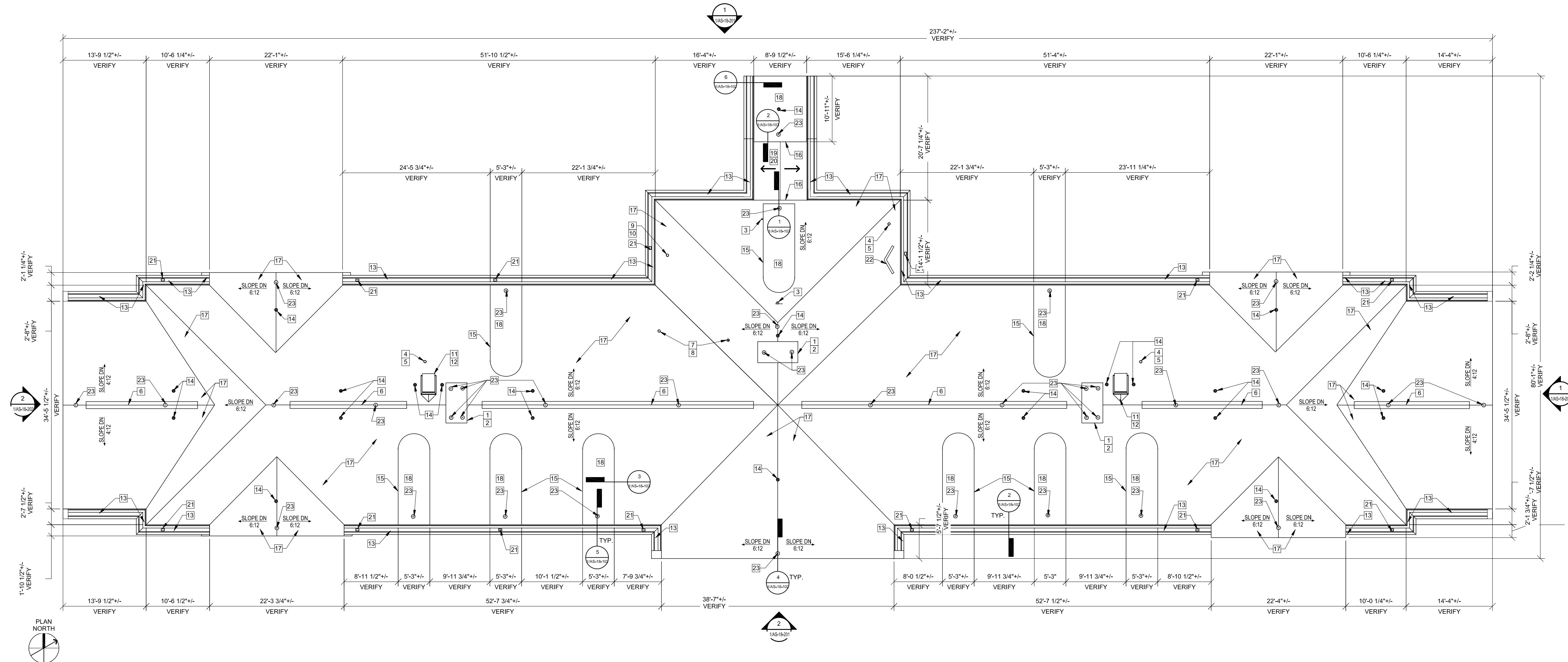
SCHEMATIC DESIGN - NOT FOR CONSTRUCTION

Revisions: _____ Date _____	CONSULTANTS:	ARCHITECT/ENGINEERS:	Drawing Title	Project Title	Project Number
		Department of Veterans Affairs Facilities Engineering Service 915 N. Grand Blvd. St. Louis, MO 63106	JB ROOF PLANS	FCA - CORRECT ANNUAL WORKPLACE FINDINGS OVER ONE YEAR OLD	657-17-110
			Approved: Project Director _____	Location VA MEDICAL CENTER ST. LOUIS, MO JOHN COCHRAN DIVISION	Building Number 1
				Date 2-2-2017	Checked KMF
				Drawn KMF	Sheet 3 of 11



three inches = one foot
 one and one half inches = one foot
 one inch = one foot
 three quarters inch = one foot
 one half inch = one foot
 three eighths inch = one foot
 one quarter inch = one foot
 one eighth inch = one foot

KEYED NOTED - NEW WORK - ROOF PLAN	
Number	Description
1	EXISTING CHIMNEY.
2	FLASHING AT CHIMNEY. REFER TO DETAIL 7/ 1/AS-501.
3	EXISTING ROOF MOUNTED ANTENNA. COORDINATE WITH GOVERNMENT FOR INSTALLATION LOCATION.
4	EXISTING VENT PIPE PENETRATION. REFER TO DETAIL 1/ 1/AS-501.
5	FLASHING AT VENT PIPE PENETRATION. REFER TO DETAIL 1/ 1/AS-501.
6	ROOF RIDGE VENT. REFER TO DETAIL 3/ 1/AS-501.
7	EXISTING VENT PIPE PENETRATION. REFER TO DETAIL 1/ 1/AS-501. (SIMILAR).
8	FLASHING AT VENT PIPE PENETRATION. REFER TO DETAIL 1/ 1/AS-501. (SIMILAR).
9	EXISTING CAST IRON VENT PIPE PENETRATION. REFER TO DETAIL 1/ 1/AS-501. (SIMILAR).
10	FLASHING AT CAST IRON VENT PIPE PENETRATION. REFER TO DETAIL 1/ 1/AS-501. (SIMILAR).
11	ROOF HATCH W/ CRICKET. REFER TO DETAIL 5/ 1/AS-501.
12	FLASHING AT ROOF HATCH. REFER TO DETAIL 5/ 1/AS-501.
13	NEW COPPER METAL GUTTER. MATCH EXISTING. REFER TO DETAIL 2/ 1/AS-18-102.
14	FALL PROTECTION TIE-OFFS. REFER TO DETAIL 6/ 1/AS-501.
15	ROOF TRANSITION - ASPHALT SHINGLES TO STANDING SEAM COPPER ROOF. PROVIDE TRANSITION FLASHING WHERE ASPHALT SHINGLES AND COPPER ROOF MEET.
16	ROOF AND SIDEWALL FLASHING. REFER TO DETAIL 1&2/ 1/AS-18-103.
17	ASPHALT SHINGLE ROOF SYSTEM. SYSTEM INCLUDES ASPHALT IMPREGNATED FELT PAPER OVER EXISTING 7 1/2" TONGUE AND GROOVE SHEATHING. REFER TO DETAIL 4/ 1/AS-18-102.
18	COPPER ROOF SYSTEM. SYSTEM INCLUDES NAILABLE BASE AND SEPARATION SHEET OVER EXISTING 7 1/2" TONGUE AND GROOVE SHEATHING. REFER TO DETAIL 5/ 1/AS-18-102.
19	FULLY ADHERED 2-PLY MODIFIED BITUMEN ROOF SYSTEM. SYSTEM INCLUDES SBS MODIFIED BITUMEN BASE AND WHITE COVER SHEET OVER 1/2" FULLY ADHERED COVERBOARD OVER RIGID POLYISOCYANURATE INSULATION MECHANICALLY FASTENED TO ROOF DECK. ROOF SYSTEM TO ACHIEVE MINIMUM R-38. REFER TO DETAIL 1&2/ 1/AS-18-103.
20	AREA OF ROOF TO RECEIVE TAPERED INSULATION TO ACHIEVE 1/4" PER FOOT SLOPE.
21	NEW 3" X 4" PRE-FINISHED SHEET METAL DOWNSPOUT. MATCH EXISTING.
22	REINSTALL SNOW/ ICE GUARD.
23	LIGHTNING PROTECTION TO BE RE-INSTALLED. REFER TO DETAIL 4/ 1/AS-501.



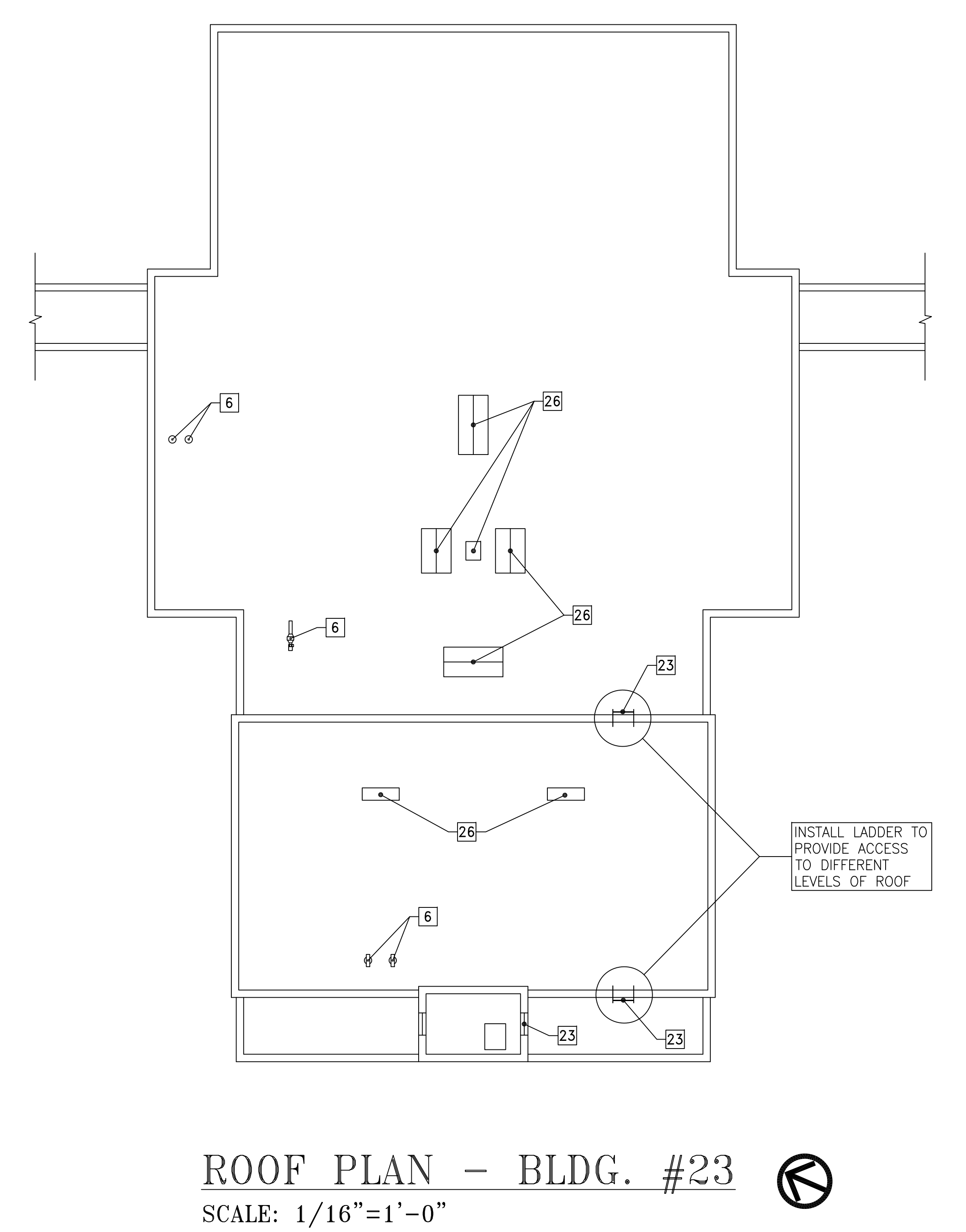
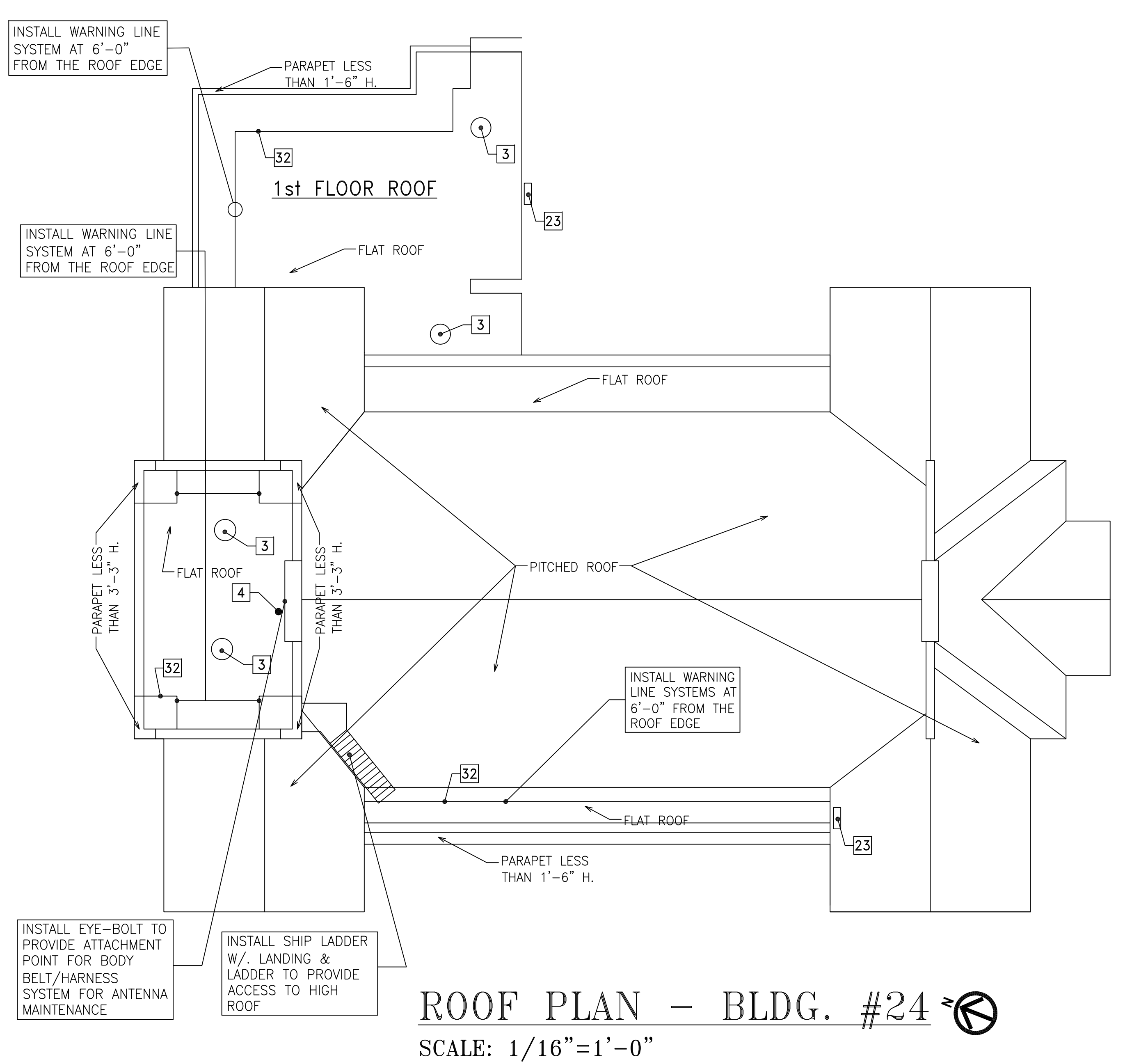
ROOF PLAN - BLDG. #18
 SCALE: 1/16" = 1'-0"

SCHEMATIC DESIGN - NOT FOR CONSTRUCTION

CONSULTANTS: 	ARCHITECT/ENGINEERS: Department of Veterans Affairs Facilities Engineering Service 915 N. Grand Blvd. St. Louis, MO 63106	Drawing Title JB ROOF PLANS	Project Title FCA - CORRECT ANNUAL WORKPLACE FINDINGS OVER ONE YEAR OLD	Project Number 691-17-110	Veterans' Health Administration
		Approved: Project Director	Location VA MEDICAL CENTER ST. LOUIS, MO JOHN COCHRAN DIVISION	Building Number 18	
Revisions: 	Date	Date 2-2-2017	Checked KMF	Drawn KMF	Sheet 4 of 11

three inches = one foot
 one and one half inches = one foot
 one inch = one foot
 three quarters inch = one foot
 one half inch = one foot
 three eighths inch = one foot
 one eighth inch = one foot
 one quarter inch = one foot
 one eighth inch = one foot

- KEY NOTES:**
- 1 HVAC ROOF TOP UNIT
 - 2 AIR DUCT
 - 3 EXHAUST FAN
 - 4 ANTENNA
 - 5 ILLUMINATION LIGHT
 - 6 VENT
 - 7 ELECTRIC PANEL
 - 8 SATELLITE DISH
 - 9 LADDER
 - 10 ROOF HATCH
 - 11 CAMERA
 - 12 TANK
 - 13 SKYLIGHT
 - 14 KITCHEN EXHAUST FAN
 - 15 MAKE-UP AIR UNIT
 - 16 SIREN (NOT IN SERVICE)
 - 17 RAIN GAUGE
 - 18 LINT FILTER
 - 19 STAIR
 - 20 GUARDRAIL
 - 21 ROOF CURB
 - 22 DOOR ACCESS TO ROOF
 - 23 WINDOW ACCESS TO ROOF
 - 24 EQUIPMENT DECK
 - 25 WIRE/CABLE TRAY
 - 26 CAPED EQUIP./PIPE BASE
 - 27 VENTILATOR
 - 28 GUTTER
 - 29 COOLING TOWER
 - 30 NEW LADDER
 - 31 NEW GUARDRAIL
 - 32 NEW WARNING LINE SYSTEM
 - 33 NEW LADDER W/. CAGE & LOCKED GATE
 - 34 NEW GUARDRAIL SYSTEM AROUND EXISTING ROOF HATCH
 - 35 NEW EYE-BOLT ANCHORAGE
 - 36 NEW CAGE FOR EXISTING LADDER
 - 37 NEW LADDER W/. CAGE
 - 38 NEW LADDER W/. LOCKED GATE

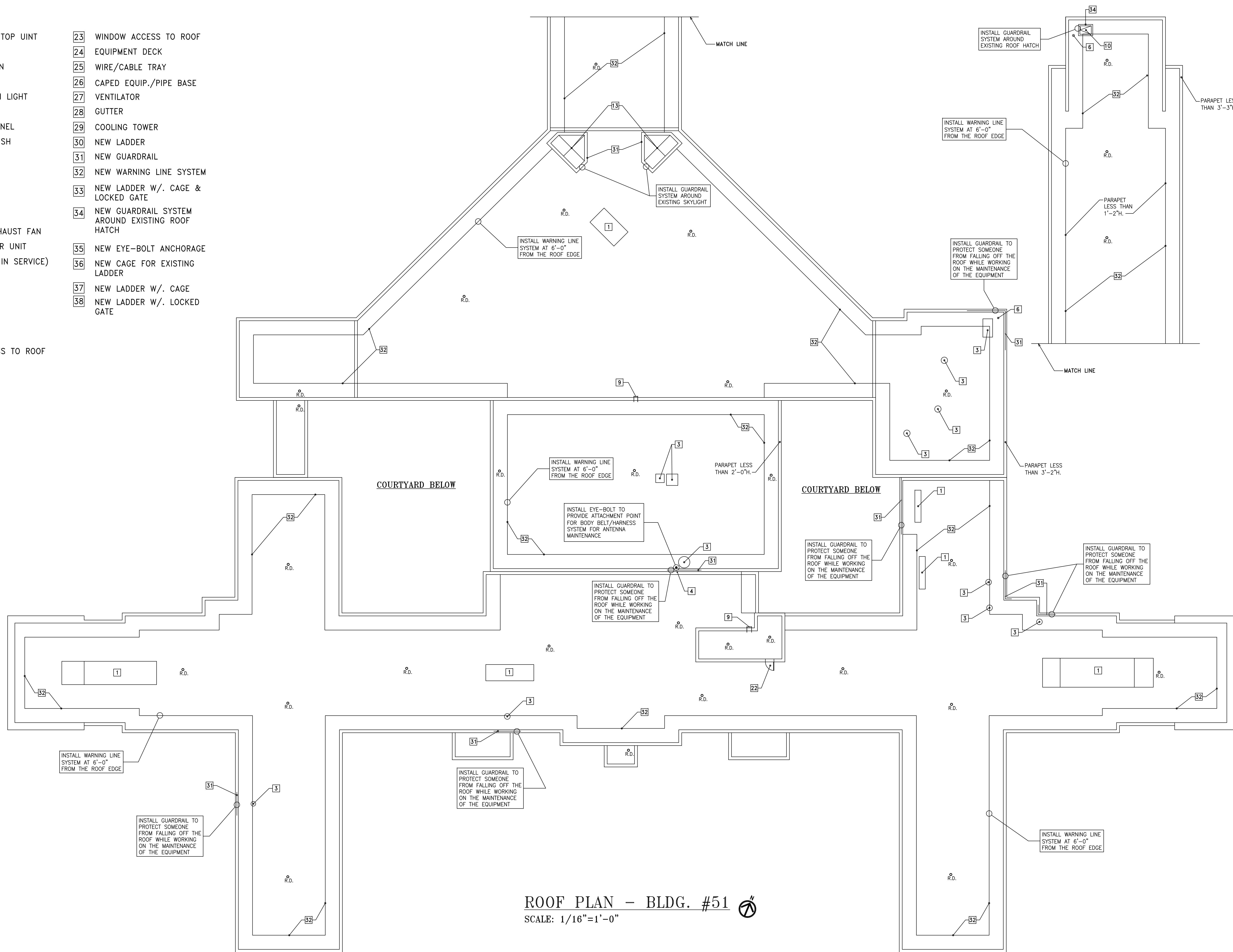


SCHEMATIC DESIGN - NOT FOR CONSTRUCTION

<p>Revisions:</p> <table border="1" style="width: 100%; border-collapse: collapse;"> <tr><td style="width: 10px;"> </td><td style="width: 10px;"> </td><td style="width: 10px;"> </td><td style="width: 10px;"> </td><td style="width: 10px;"> </td><td style="width: 10px;"> </td><td style="width: 10px;"> </td><td style="width: 10px;"> </td><td style="width: 10px;"> </td><td style="width: 10px;"> </td></tr> </table>											<p>CONSULTANTS:</p>	<p>ARCHITECT/ENGINEERS:</p> <p>Department of Veterans Affairs Facilities Engineering Service 915 N. Grand Blvd. St. Louis, MO 63106</p>	<p>Drawing Title</p> <p>JB ROOF PLANS</p> <p>Approved: Project Director</p>	<p>Project Title</p> <p>FCA - CORRECT ANNUAL WORKPLACE FINDINGS OVER ONE YEAR OLD</p> <p>Location VA MEDICAL CENTER ST. LOUIS, MO JOHN COCHRAN DIVISION</p>	<p>Project Number</p> <p>657-47-110</p> <p>Building Number</p> <p>23 & 24</p> <p>Drawing Number</p> <p>1-GS-103</p> <p>Sheet 5 of 11</p>	<p>Veterans' Health Administration</p> <p>U.S. Department of Veterans Affairs</p>

KEY NOTES:

- | | |
|---------------------------|--|
| 1 HVAC ROOF TOP UNIT | 23 WINDOW ACCESS TO ROOF |
| 2 AIR DUCT | 24 EQUIPMENT DECK |
| 3 EXHAUST FAN | 25 WIRE/CABLE TRAY |
| 4 ANTENNA | 26 CAPED EQUIP./PIPE BASE |
| 5 ILLUMINATION LIGHT | 27 VENTILATOR |
| 6 VENT | 28 GUTTER |
| 7 ELECTRIC PANEL | 29 COOLING TOWER |
| 8 SATELLITE DISH | 30 NEW LADDER |
| 9 LADDER | 31 NEW GUARDRAIL |
| 10 ROOF HATCH | 32 NEW WARNING LINE SYSTEM |
| 11 CAMERA | 33 NEW LADDER W/. CAGE & LOCKED GATE |
| 12 TANK | 34 NEW GUARDRAIL SYSTEM AROUND EXISTING ROOF HATCH |
| 13 SKYLIGHT | 35 NEW EYE-BOLT ANCHORAGE |
| 14 KITCHEN EXHAUST FAN | 36 NEW CAGE FOR EXISTING LADDER |
| 15 MAKE-UP AIR UNIT | 37 NEW LADDER W/. CAGE |
| 16 SIREN (NOT IN SERVICE) | 38 NEW LADDER W/. LOCKED GATE |
| 17 RAIN GAUGE | |
| 18 LINT FILTER | |
| 19 STAIR | |
| 20 GUARDRAIL | |
| 21 ROOF CURB | |
| 22 DOOR ACCESS TO ROOF | |



ROOF PLAN - BLDG. #51
SCALE: 1/16"=1'-0"

SCHEMATIC DESIGN - NOT FOR CONSTRUCTION

CONSULTANTS:

ARCHITECT/ENGINEERS:

Department of Veterans Affairs
Facilities Engineering Service
915 N. Grand Blvd.
St. Louis, MO 63106

Drawing Title
JB ROOF PLANS

Project Title
**FCA - CORRECT ANNUAL
WORKPLACE FINDINGS OVER
ONE YEAR OLD**

Project Number
651-17-110
Building Number
51

**Veterans'
Health
Administration**

Approved: Project Director

Location
VA MEDICAL CENTER ST. LOUIS, MO JOHN COCHRAN DIVISION

Drawing Number
1-GS-104

Date
2-2-2017

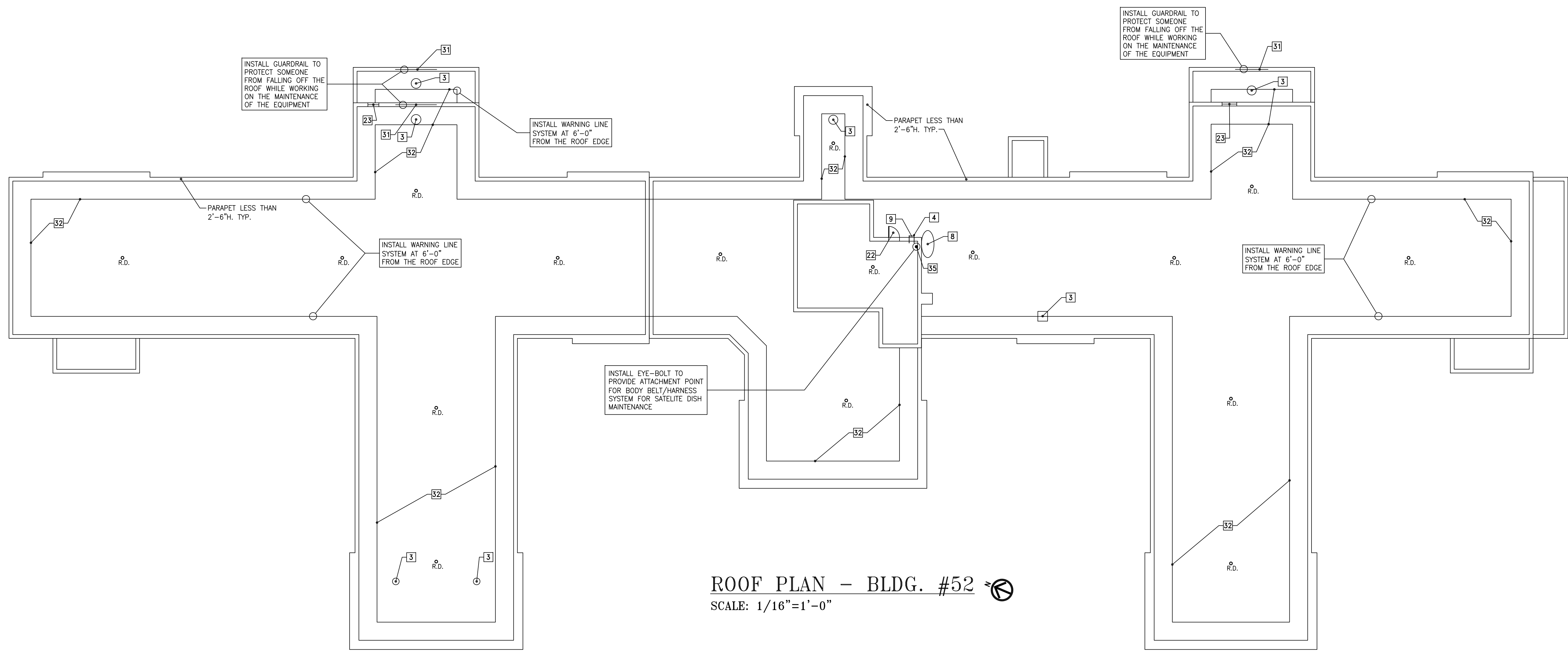
Checked
KMF

Drawn
KMF

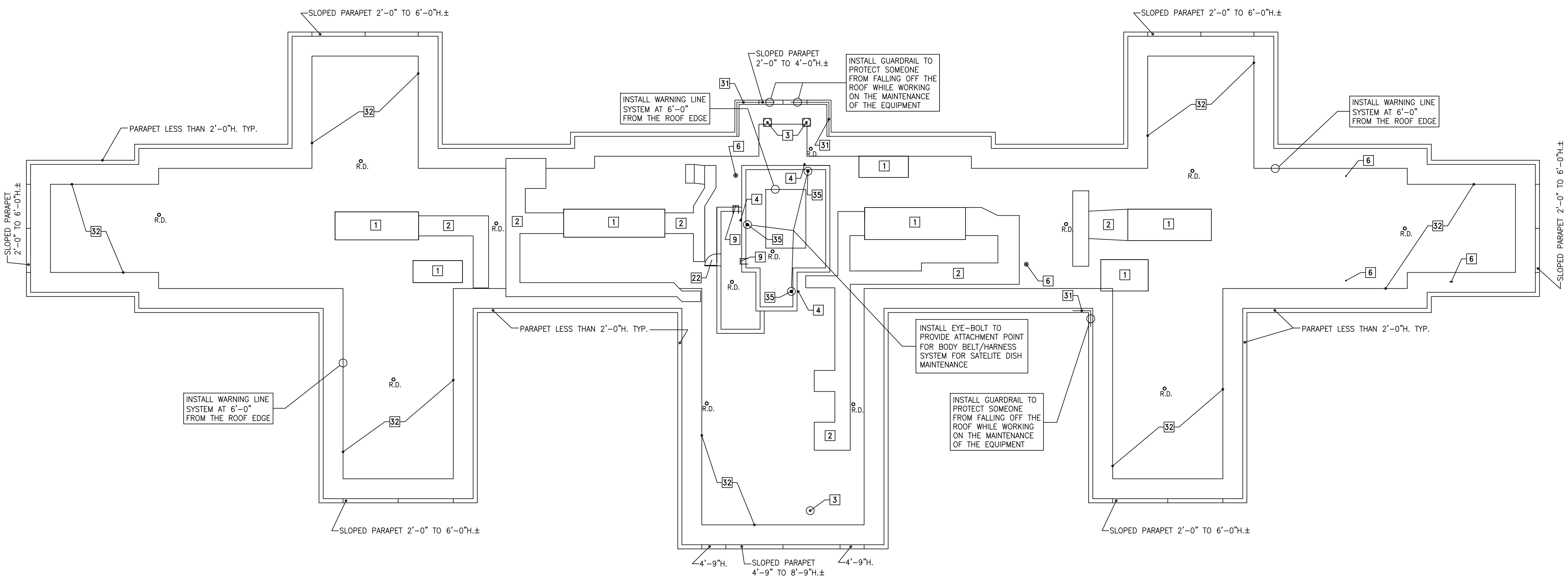
Sheet 6 of 11



three inches = one foot
one and one half inches = one foot
one inch = one foot
three quarters inch = one foot
one half inch = one foot
three eighths inch = one foot
one quarter inch = one foot
one eighth inch = one foot



ROOF PLAN - BLDG. #52
SCALE: 1/16"=1'-0"



ROOF PLAN - BLDG. #53
SCALE: 1/16"=1'-0"

KEY NOTES:

- 1 HVAC ROOF TOP UNIT
- 2 AIR DUCT
- 3 EXHAUST FAN
- 4 ANTENNA
- 5 ILLUMINATION LIGHT
- 6 VENT
- 7 ELECTRIC PANEL
- 8 SATELLITE DISH
- 9 LADDER
- 10 ROOF HATCH
- 11 CAMERA
- 12 TANK
- 13 SKYLIGHT
- 14 KITCHEN EXHAUST FAN
- 15 MAKE-UP AIR UNIT
- 16 SIREN (NOT IN SERVICE)
- 17 RAIN GAUGE
- 18 LINT FILTER
- 19 STAIR
- 20 GUARDRAIL
- 21 ROOF CURB
- 22 DOOR ACCESS TO ROOF
- 23 WINDOW ACCESS TO ROOF
- 24 EQUIPMENT DECK
- 25 WIRE/CABLE TRAY
- 26 CAPED EQUIP./PIPE BASE
- 27 VENTILATOR
- 28 GUTTER
- 29 COOLING TOWER
- 30 NEW LADDER
- 31 NEW GUARDRAIL
- 32 NEW WARNING LINE SYSTEM
- 33 NEW LADDER W/. CAGE & LOCKED GATE
- 34 NEW GUARDRAIL SYSTEM AROUND EXISTING ROOF HATCH
- 35 NEW EYE-BOLT ANCHORAGE
- 36 NEW CAGE FOR EXISTING LADDER
- 37 NEW LADDER W/. CAGE
- 38 NEW LADDER W/. LOCKED GATE

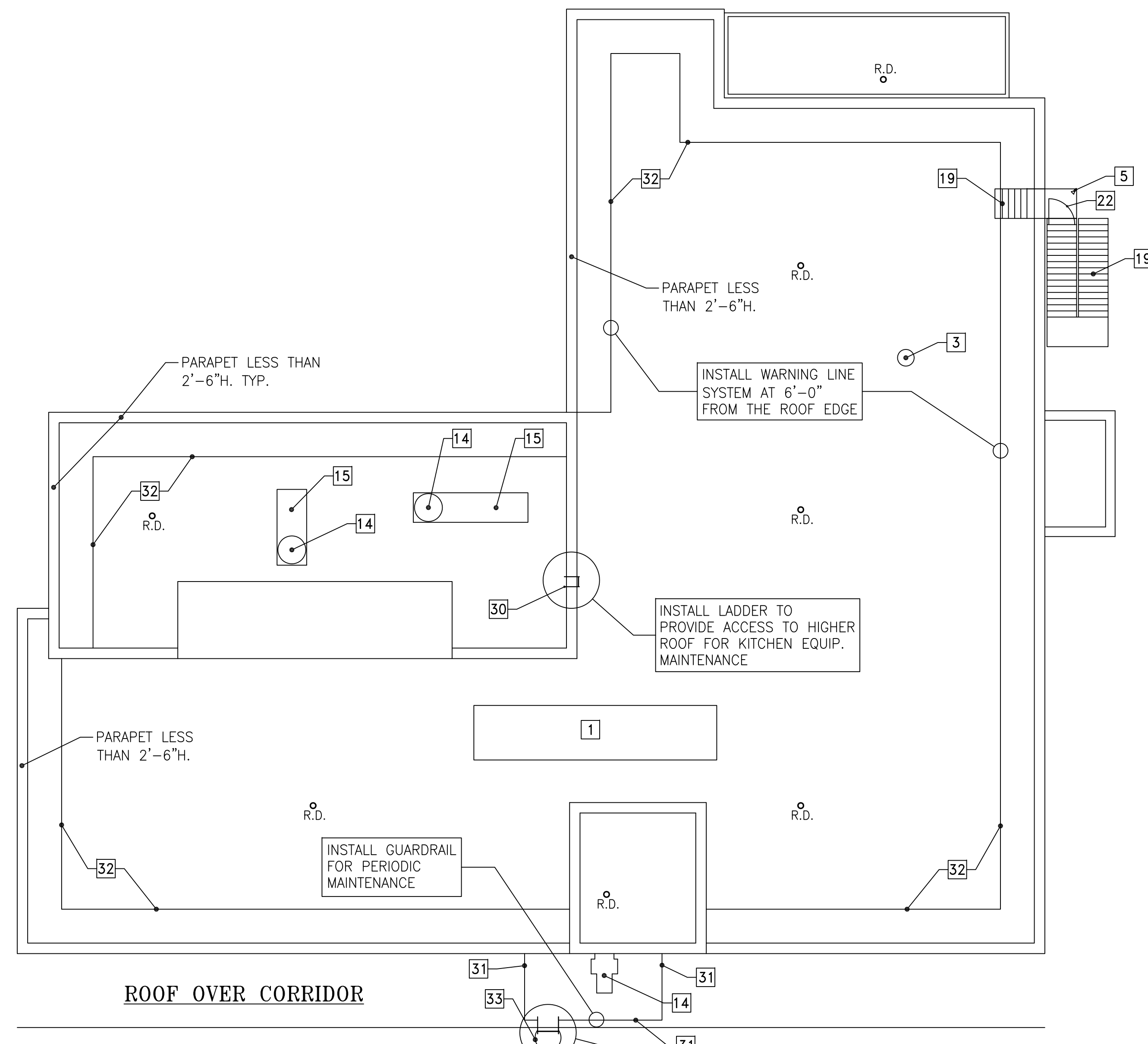
SCHEMATIC DESIGN - NOT FOR CONSTRUCTION

CONSULTANTS: 		ARCHITECT/ENGINEERS: Department of Veterans Affairs Facilities Engineering Service 915 N. Grand Blvd. St. Louis, MO 63106		Drawing Title JB ROOF PLANS	Project Title FCA - CORRECT ANNUAL WORKPLACE FINDINGS OVER ONE YEAR OLD	Project Number 687-17-110 Building Number 52 & 53	Veterans' Health Administration
Revisions: 				Approved: Project Director	Location VA MEDICAL CENTER ST. LOUIS, MO JOHN COCHRAN DIVISION	Drawing Number 1-GS-105	

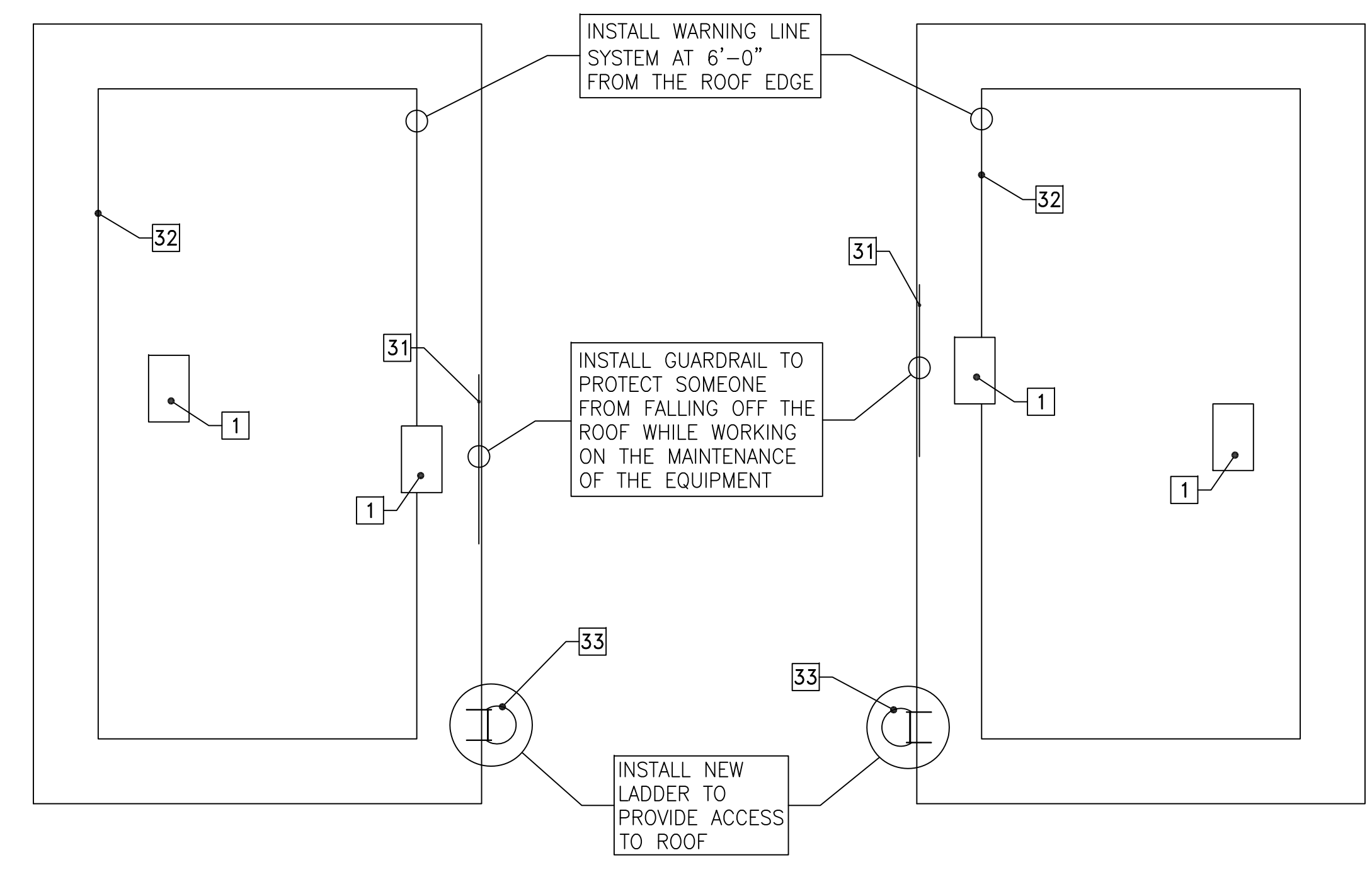
A three inches = one foot
 B one and one half inches = one foot
 C one inch = one foot
 D three quarters inch = one foot
 E one half inch = one foot
 F three eighths inch = one foot
 G one quarter inch = one foot
 H one eighth inch = one foot

KEY NOTES:

- 1 HVAC ROOF TOP UNIT
- 2 AIR DUCT
- 3 EXHAUST FAN
- 4 ANTENNA
- 5 ILLUMINATION LIGHT
- 6 VENT
- 7 ELECTRIC PANEL
- 8 SATELLITE DISH
- 9 LADDER
- 10 ROOF HATCH
- 11 CAMERA
- 12 TANK
- 13 SKYLIGHT
- 14 KITCHEN EXHAUST FAN
- 15 MAKE-UP AIR UNIT
- 16 SIREN (NOT IN SERVICE)
- 17 RAIN GAUGE
- 18 LINT FILTER
- 19 STAIR
- 20 GUARDRAIL
- 21 ROOF CURB
- 22 DOOR ACCESS TO ROOF
- 23 WINDOW ACCESS TO ROOF
- 24 EQUIPMENT DECK
- 25 WIRE/CABLE TRAY
- 26 CAPED EQUIP./PIPE BASE
- 27 VENTILATOR
- 28 GUTTER
- 29 COOLING TOWER
- 30 NEW LADDER
- 31 NEW GUARDRAIL
- 32 NEW WARNING LINE SYSTEM
- 33 NEW LADDER W/. CAGE & LOCKED GATE
- 34 NEW GUARDRAIL SYSTEM AROUND EXISTING ROOF HATCH
- 35 NEW EYE-BOLT ANCHORAGE
- 36 NEW CAGE FOR EXISTING LADDER
- 37 NEW LADDER W/. CAGE
- 38 NEW LADDER W/. LOCKED GATE



ROOF PLAN - BLDG. #60T
 SCALE: 1/16"=1'-0"



ROOF PLAN - BLDG. #53T
 SCALE: 1/16"=1'-0"

ROOF PLAN - BLDG. #60T
 SCALE: 1/16"=1'-0"

SCHEMATIC DESIGN - NOT FOR CONSTRUCTION

CONSULTANTS: 		ARCHITECT/ENGINEERS: Department of Veterans Affairs Facilities Engineering Service 915 N. Grand Blvd. St. Louis, MO 63106		Drawing Title JB ROOF PLANS Approved: Project Director		Project Title FCA - CORRECT ANNUAL WORKPLACE FINDINGS OVER ONE YEAR OLD		Project Number 657-17-110 Building Number 53T, 60, & 60T		Veterans' Health Administration
Revisions: 				Date 2-2-2017		Checked KMF		Drawing Number 1-GS-106 Sheet 8 of 11		

three inches = one foot

one and one half inches = one foot

one inch = one foot

three quarters inch = one foot

one half inch = one foot

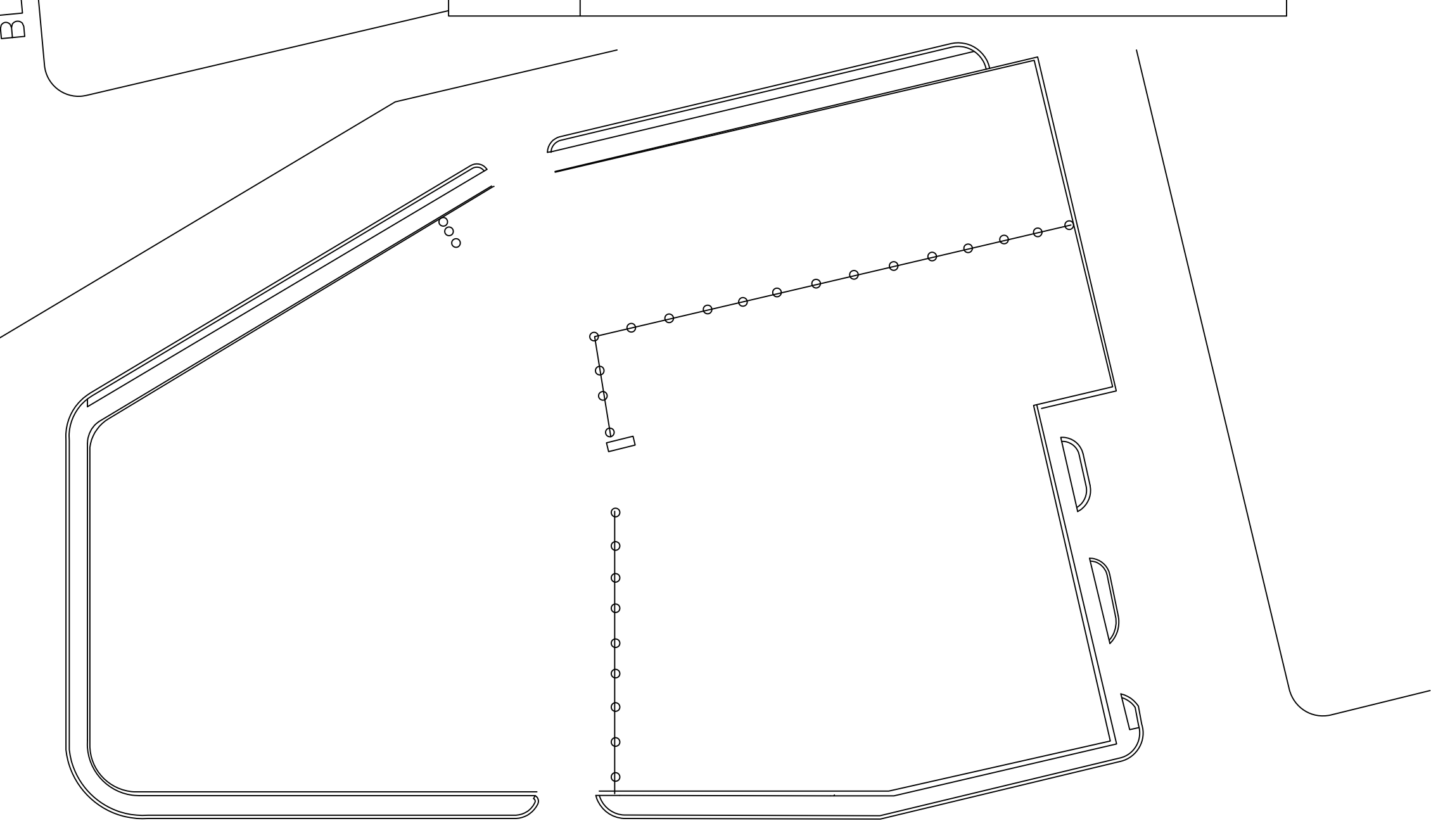
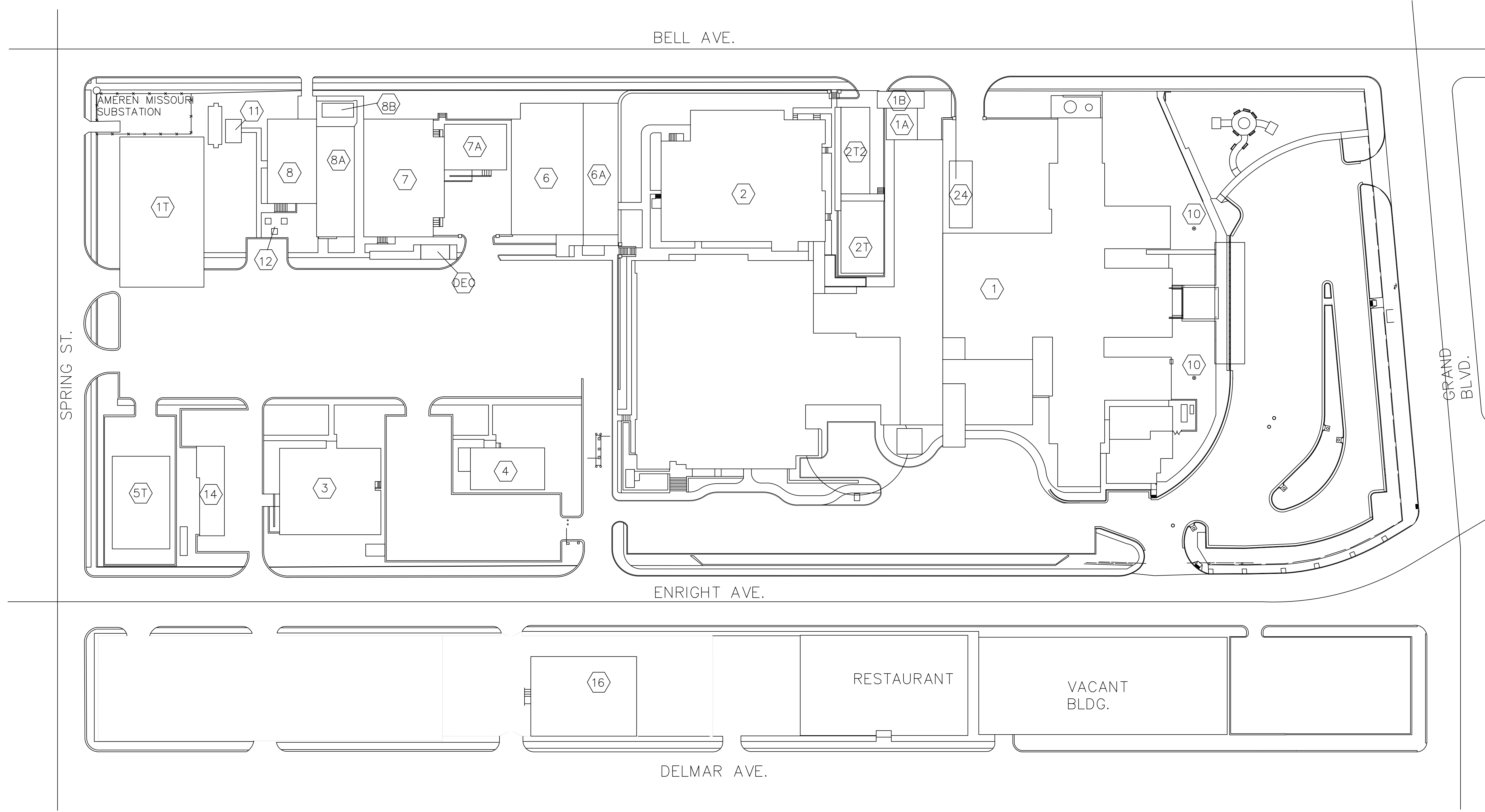
three eighths inch = one foot

one quarter inch = one foot


one eighth inch = one foot

Revisions: _____ Date _____

BUILDING SCHEDULE	
1	MAIN HOSPITAL & CLINICAL ADDITION
1A	EMERGENCY GENERATOR VAULT
1B	EMERGENCY GENERATOR VAULT
2	EDUCATION, MEDICAL MEDIA, CHAPEL & RESEARCH
2T	METHADONE CLINIC
2T2	OATP CLINIC
3	IRM & RESEARCH
4	NVCC
5T	OEF/OIF
6	RESEARCH
6A	RESEARCH
7	SAFETY, EMERGENCY MANAGEMENT, & CALL CENTER
7A	RESEARCH
8	BOILER PLANT
8A	CHILLER PLANT
8B	EMERGENCY GENERATOR
10	FLAG POLE
11	GAS METER HOUSE
12	WET SALT STORAGE
14	GARAGE
16	ENGINEERING / TRANSITION CARE TEAM
24	WASTE STORAGE FACILITY
DEC	DECON TRAILER
1T	MODULAR BUILDING



JC SITE PLAN
SCALE: 1" = 60'-0"



SCHEMATIC DESIGN - NOT FOR CONSTRUCTION

CONSULTANTS: 	ARCHITECT/ENGINEERS: Department of Veterans Affairs Facilities Engineering Service 915 N. Grand Blvd. St. Louis, MO 63106	Drawing Title JC SITE PLAN	Project Title FCA - CORRECT ANNUAL WORKPLACE FINDINGS OVER ONE YEAR OLD	Project Number 657-17-110	Veterans' Health Administration U.S. Department of Veterans Affairs	
		Approved: Project Director	Location VA MEDICAL CENTER ST. LOUIS, MO JOHN COCHRAN DIVISION	Building Number		Drawing Number 1-GS-107
Revisions: _____ Date _____			Date 2-2-2017	Checked KMF	Drawn KMF	Sheet 9 of 11

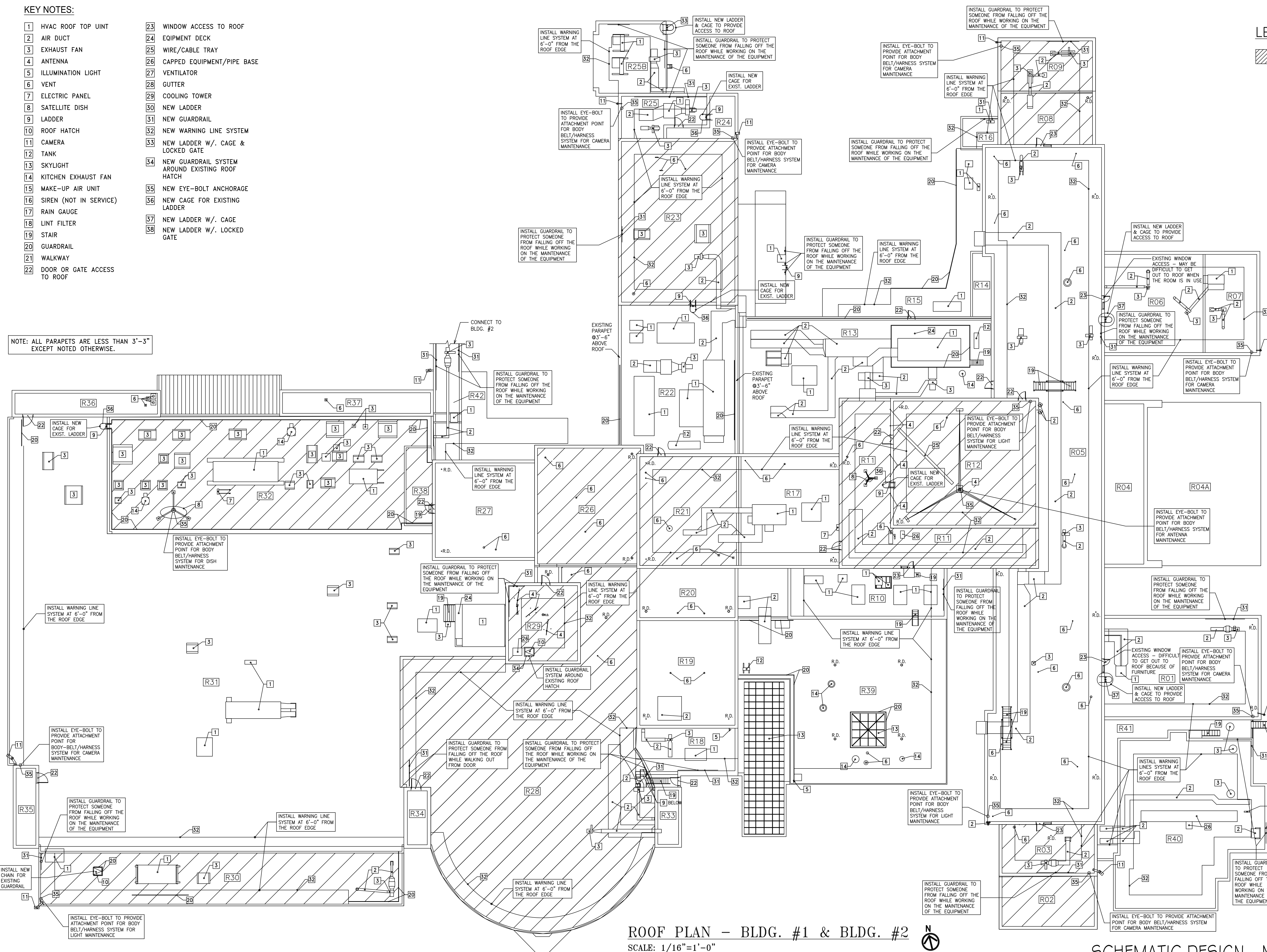
KEY NOTES:

- | | |
|--------------------------------|--|
| 1 HVAC ROOF TOP UNIT | 23 WINDOW ACCESS TO ROOF |
| 2 AIR DUCT | 24 EQUIPMENT DECK |
| 3 EXHAUST FAN | 25 WIRE/CABLE TRAY |
| 4 ANTENNA | 26 CAPPED EQUIPMENT/PIPE BASE |
| 5 ILLUMINATION LIGHT | 27 VENTILATOR |
| 6 VENT | 28 GUTTER |
| 7 ELECTRIC PANEL | 29 COOLING TOWER |
| 8 SATELLITE DISH | 30 NEW LADDER |
| 9 LADDER | 31 NEW GUARDRAIL |
| 10 ROOF HATCH | 32 NEW WARNING LINE SYSTEM |
| 11 CAMERA | 33 NEW LADDER W/. CAGE & LOCKED GATE |
| 12 TANK | 34 NEW GUARDRAIL SYSTEM AROUND EXISTING ROOF HATCH |
| 13 SKYLIGHT | 35 NEW EYE-BOLT ANCHORAGE |
| 14 KITCHEN EXHAUST FAN | 36 NEW CAGE FOR EXISTING LADDER |
| 15 MAKE-UP AIR UNIT | 37 NEW LADDER W/. CAGE |
| 16 SIREN (NOT IN SERVICE) | 38 NEW LADDER W/. LOCKED GATE |
| 17 RAIN GAUGE | |
| 18 LINT FILTER | |
| 19 STAIR | |
| 20 GUARDRAIL | |
| 21 WALKWAY | |
| 22 DOOR OR GATE ACCESS TO ROOF | |

NOTE: ALL PARAPETS ARE LESS THAN 3'-3" EXCEPT NOTED OTHERWISE.

LEGEND:

INDICATES ROOFS NEEDING FALL PROTECTION INSTALLED.



ROOF PLAN - BLDG. #1 & BLDG. #2
SCALE: 1/16"=1'-0"

SCHEMATIC DESIGN - NOT FOR CONSTRUCTION

CONSULTANTS:

ARCHITECT/ENGINEERS:

Department of Veterans Affairs
Facilities Engineering Service
915 N. Grand Blvd.
St. Louis, MO 63106

Drawing Title
JC ROOF PLANS

Approved: Project Director

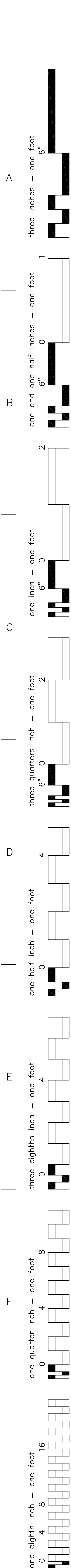
Project Title
**FCA - CORRECT ANNUAL
WORKPLACE FINDINGS OVER
ONE YEAR OLD**

Location
VA MEDICAL CENTER ST. LOUIS, MO JOHN COCHRAN DIVISION
Date
2-2-2017
Checked
KMF
Drawn
KMF

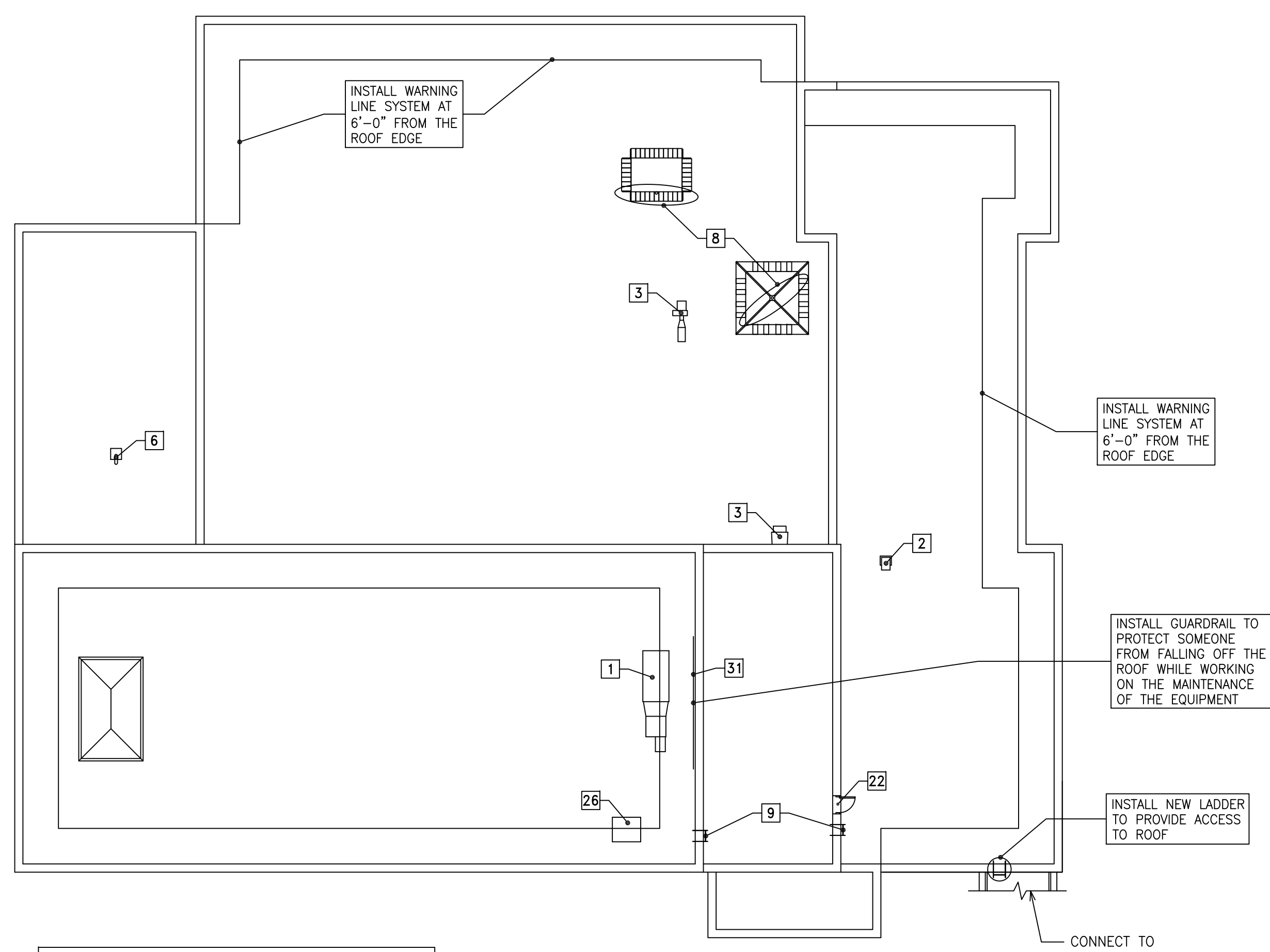
Project Number
697-17-110
Building Number
1
Drawing Number
1-GS-108
Sheet 10 of 11

Veterans' Health Administration

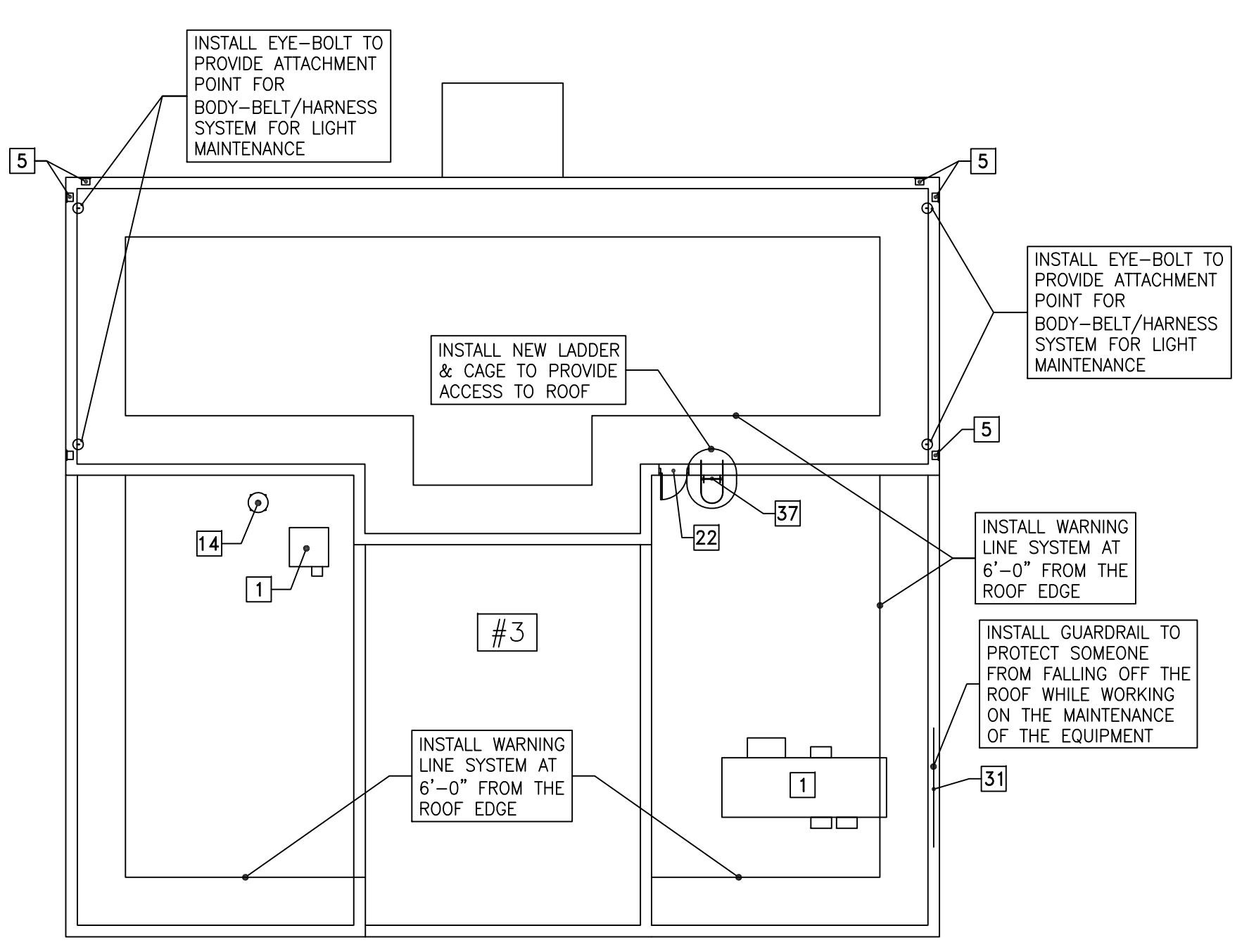




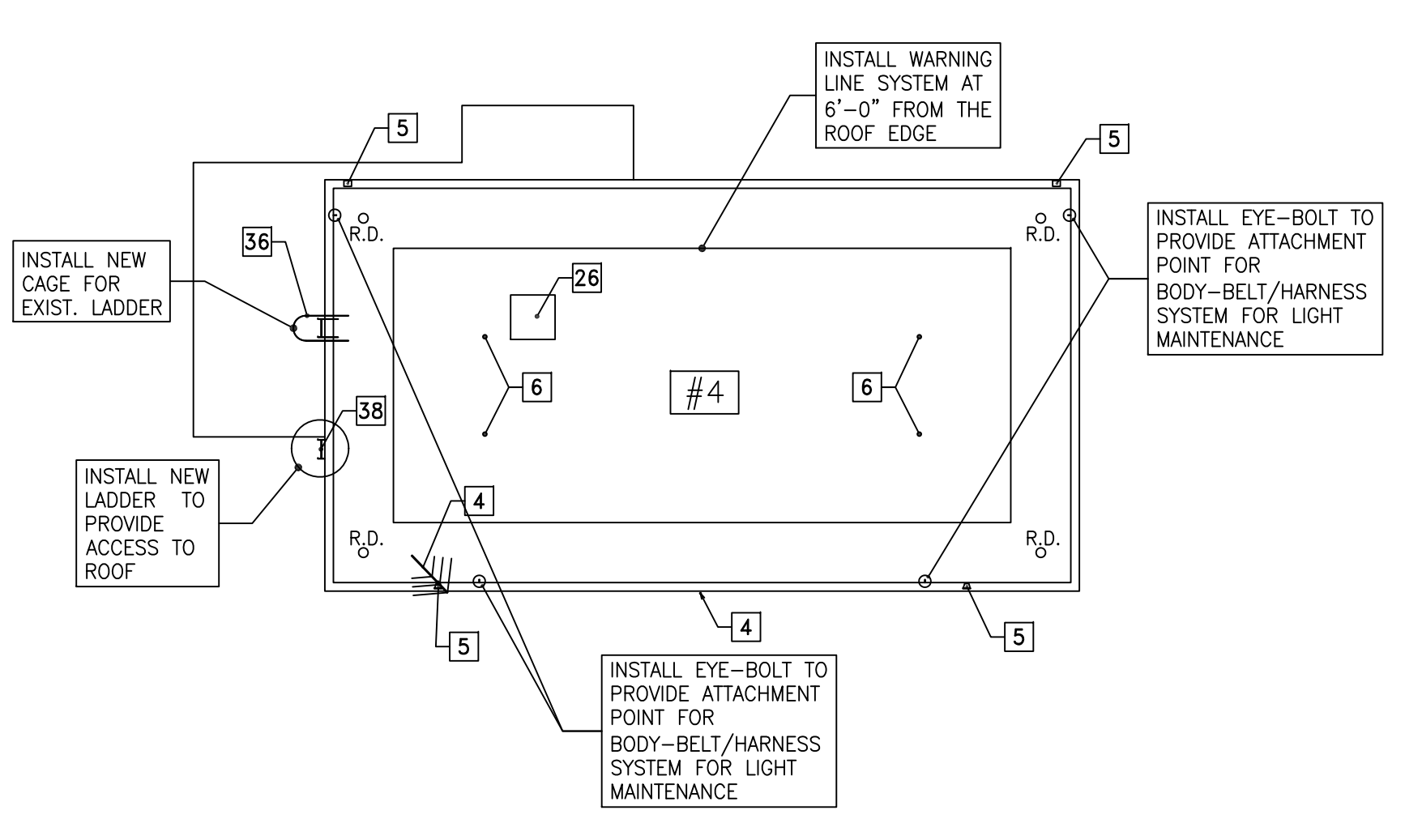
- KEY NOTES:**
- 1 HVAC ROOF TOP UNIT
 - 2 AIR DUCT
 - 3 EXHAUST FAN
 - 4 ANTENNA
 - 5 ILLUMINATION LIGHT
 - 6 VENT
 - 7 ELECTRIC PANEL
 - 8 SATELLITE DISH
 - 9 LADDER
 - 10 ROOF HATCH
 - 11 CAMERA
 - 12 TANK
 - 13 SKYLIGHT
 - 14 KITCHEN EXHAUST FAN
 - 15 MAKE-UP AIR UNIT
 - 16 SIREN (NOT IN SERVICE)
 - 17 RAIN GAUGE
 - 18 LINT FILTER
 - 19 STAIR
 - 20 GUARDRAIL
 - 21 WALKWAY
 - 22 DOOR OR GATE ACCESS TO ROOF
 - 23 WINDOW ACCESS TO ROOF
 - 24 EQUIPMENT DECK
 - 25 WIRE/CABLE TRAY
 - 26 CAPPED EQUIPMENT/PIPE BASE
 - 27 VENTILATOR
 - 28 GUTTER
 - 29 COOLING TOWER
 - 30 NEW LADDER
 - 31 NEW GUARDRAIL
 - 32 NEW WARNING LINE SYSTEM
 - 33 NEW LADDER W/. CAGE & LOCKED GATE
 - 34 NEW GUARDRAIL SYSTEM AROUND EXISTING ROOF HATCH
 - 35 NEW EYE-BOLT ANCHORAGE
 - 36 NEW CAGE FOR EXISTING LADDER
 - 37 NEW LADDER W/. CAGE
 - 38 NEW LADDER W/. LOCKED GATE



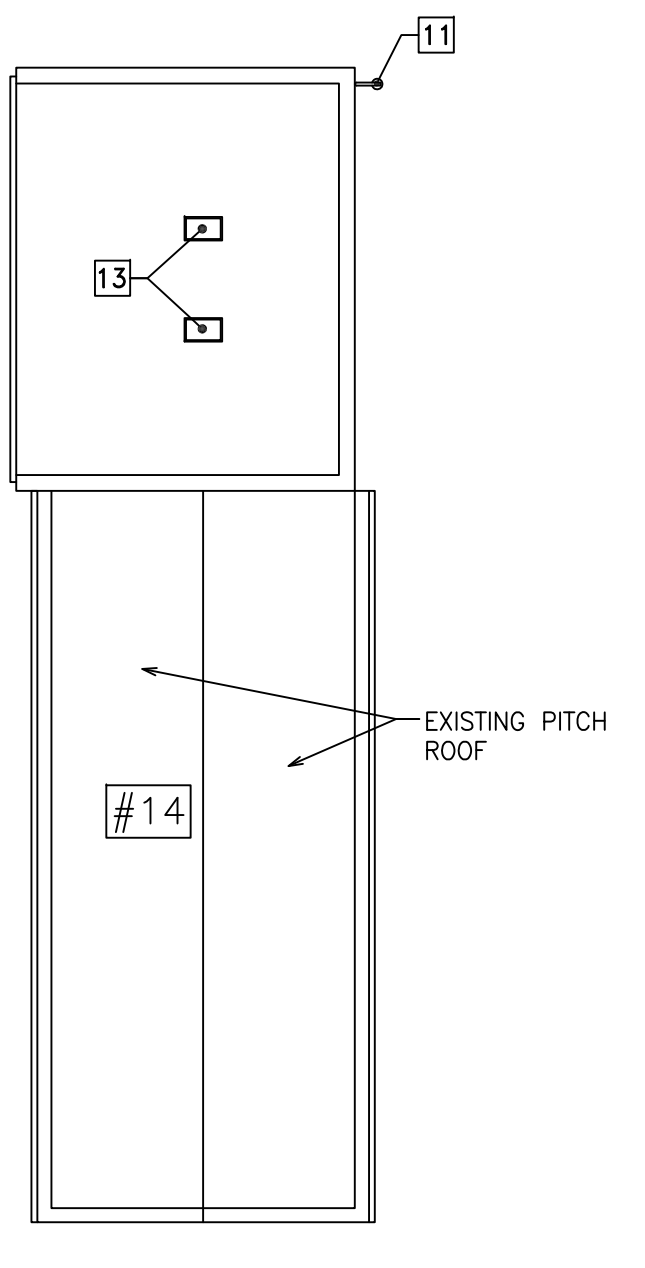
ROOF PLAN - BLDG. #2
SCALE: 1/16"=1'-0"



ROOF PLAN - BLDG. #3
SCALE: 1/16"=1'-0"



ROOF PLAN - BLDG. #4
SCALE: 1/16"=1'-0"



ROOF PLAN - BLDG. #14
SCALE: 1/16"=1'-0"

SCHEMATIC DESIGN - NOT FOR CONSTRUCTION

<p>Revisions:</p> <table border="1" style="width: 100%; border-collapse: collapse;"> <tr> <th style="width: 80%;">Date</th> <th style="width: 20%;">Date</th> </tr> <tr> <td> </td> <td> </td> </tr> <tr> <td> </td> <td> </td> </tr> </table>	Date	Date					<p>CONSULTANTS:</p>	<p>ARCHITECT/ENGINEERS:</p> <p>Department of Veterans Affairs Facilities Engineering Service 915 N. Grand Blvd. St. Louis, MO 63106</p>	<p>Drawing Title</p> <p>JC ROOF PLANS</p> <p>Approved: Project Director</p>	<p>Project Title</p> <p>FCA - CORRECT ANNUAL WORKPLACE FINDINGS OVER ONE YEAR OLD</p> <p>Location</p> <p>VA MEDICAL CENTER ST. LOUIS, MO JOHN COCHRAN DIVISION</p>	<p>Project Number</p> <p>657-17-110</p> <p>Building Number</p> <p>2, 3, 4, 8, 14</p> <p>Drawing Number</p> <p>1-GS-109</p> <p>Sheet 11 of 11</p>	
Date	Date											