

A

B

C

D

E

F

G

H

I

J

K

L

M

A

B

C

D

E

F

G

H

I

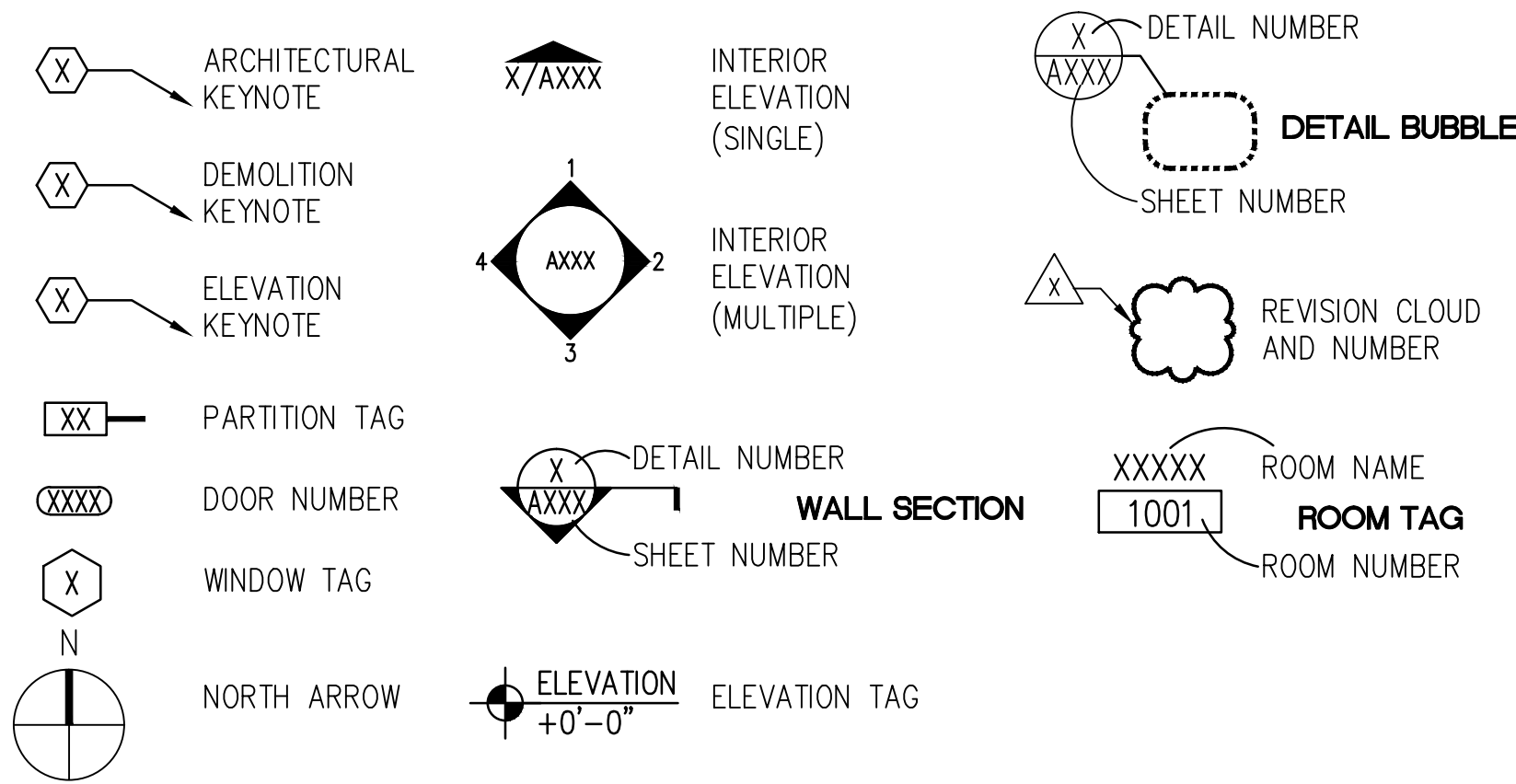
J

K

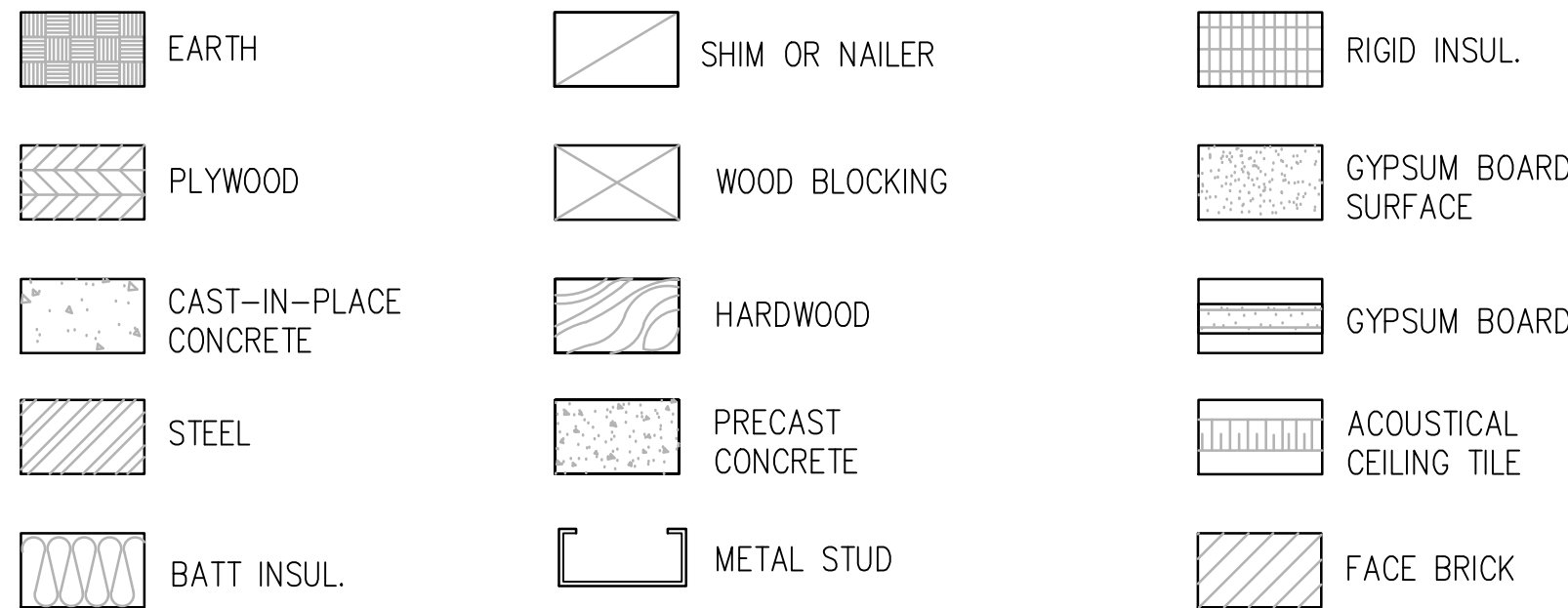
L

M

GRAPHIC SYMBOLS



MATERIAL INDICATIONS



ABBREVIATIONS

ACT	ACOUSTICAL CEILING TILE	FIG	FIGURE	QT	QUARRY TILE
ADJ	ADJACENT	FIN	FINISH	QTR	QUARTER
AFF	ABOVE FINISHED FLOOR	FIXT	FIXTURE	QTY	QUANTITY
AHU	AIR HANDLING UNIT	FL	FLOOR		
ALT	ALTERNATE	FO	FACE OF	R	RADIUS
ALUM	ALUMINUM	FP	FIRE PROTECTION OR FIREPROOF	RB	RESILIENT BASE
AMT	AMOUNT	FT	FOOT	RCP	REFLECTED CEILING PLAN
APPROX	APPROXIMATE	FTG	FOOTING	RD	ROOF DRAIN
AUTO	AUTOMATIC	GC	GENERAL CONTRACTOR	RP	RADIANT CEILING PANEL
AUX	AUXILIARY	GL	GLASS	REC	RECESSED
AV	AUDIO VISUAL	GYP BD	GYPSUM BOARD	RECPT	RECEPTACLE
AVG	AVERAGE			REINF	REINFORCED
		HAZ MAT	HAZARDOUS MATERIALS	REINFT	REINFORCED
BAT	BATTEN	HDW	HARDWARE	REQD	REQUIRED
BD	BOARD	HM	HOLLOW METAL	RM	ROOM
BLDG	BUILDING	HT	HEIGHT	RO	ROUGH OPENING
BLK	BLOCKING				
BM	BEAM	INCL	INCLUDED	S	SOUTH
BO	BY OWNER	INSUL	INSULATION	SAN	SANITARY
		INT	INTERIOR	SCHED	SCHEDULE
CEM	CEMENT			SF	SQUARE FOOT (FEET)
CJ	CONTROL JOINT	JAN	JANITOR	SHT	SHEET
CL	CENTER LINE	JST	JOIST	SIM	SIMILAR
CLG	CEILING	JT	JOINT	SPEC	SPECIFICATION
CG	CORNER GUARD	J-BOX	JUNCTION BOX	SPKLR	SPEAKER
CLR	CLEAR			SPKR	SPEAKER
CMU	CONCRETE MASONRY UNIT	LAM	LAMINATE	SS	STAINLESS STEEL
COL	COLUMN	LAV	LAVATORY	STD	STANDARD
CONC	CONCRETE	LED	LIGHT EMITTING DIODE	STOR	STORAGE
CONT	CONTINUOUS	LF	LINEAR FEET (FOOT)	SUSP	SUSPEND
COORD	COORDINATE	LL	LEAD LINED	SV	SHEET VINYL
CORR	CORRIDOR	LT	LIGHT		
CPT	CARPET	LVT	LUXURY VINYL TILE	T&G	TONGUE AND GROOVE
CT	CERAMIC TILE			TEMP	TEMPERED
CTR	CENTER	MATL	MATERIAL	TERR	TERRAZZO
CTRL	CONTROL	MAX	MAXIMUM	THK	THICK
		MECH	MECHANICAL	TO	TOP OF ____
DAT	DATUM	MFR	MANUFACTURER	TSTAT	THERMOSTAT
DBL	DOUBLE	MIN	MINIMUM	TYP	TYPICAL
DEG	DEGREE	MISC	MISCELLANEOUS		
DEMO	DEMOLITION	MLWK	MILLWORK	UNO	UNLESS NOTED OTHERWISE
DEPT	DEPARTMENT	MO	MASONRY OPENING		
DF	DRINKING FOUNTAIN	MR	MOISTURE RESISTANT	VAR	VARIABLE
DIA	DIAMETER	MTD	MOUNTED	VCT	VINYL COMPOSITION TILE
DIFF	DIFFUSER	MTG	MOUNTING	VENT	VENTILATION
DIM	DIMENSION	MTL	METAL	VIF	VERIFY IN FIELD
DN	DOWN			VOL	VOLUME
DR	DOOR	N	NORTH	VWC	VINYL WALL COVERING
DTL	DETAIL	N/A	NOT APPLICABLE		
DWG	DRAWING	NAT	NATURAL	W	WEST
		NIC	NOT IN CONTRACT	W/	WITH
E	EAST	NO	NUMBER	W/O	WITHOUT
EA	EACH	NTS	NOT TO SCALE	WC	WALL COVERING
EJ	EXPANSION JOINT			WD	WOOD
EL	ELEVATION	OA	OVERALL	WDW	WINDOW
ELC	ELECTRIC	OC	ON CENTER	WWF	WELDED WIRE FABRIC
ELEV	ELEVATOR	OH	OPPOSITE HAND		
ENCL	ENCLOSURE	OPNG	OPENING		
EQ	EQUAL	OPT	OPTIONAL		
EQU	EQUIPMENT				
EW	ELECTRIC WATER COOLER	PAT	PATTERN		
EXH	EXHAUST	PC	PRECAST CONCRETE		
EXIST	EXISTING	PL	PLATE		
EXP	EXPOSED	PLAM	PLASTIC LAMINATE		
EXT	EXTERIOR	PLAS	PLASTER OR PLASTIC		
		PR	PAIR		
FA	FIRE ALARM	PRE	PREFINISHED		
FD	FLOOR DRAIN	PREP	PREPARATION		
FDN	FOUNDATION	PROVIDE	FURNISH AND INSTALL		
FE	FIRE EXTINGUISHER	PT	PAINT		
FEC	FIRE EXTINGUISHER CABINET	PTME	PAINT TO MATCH EXISTING		
FF&E	FURNITURE, FIXTURE, AND EQUIPMENT	PTN	PARTITION		
		PWR	POWER		
FHC	FIRE HOSE CABINET				


100% FINAL BID DOCUMENTS	08-18-2017
100% BID DOCUMENTS-NOT FOR CONSTRUCTION	07-24-2017
95% CONSTRUCTION DOCUMENTS SUBMISSION	06-15-2017
65% DESIGN DEVELOPMENT SUBMISSION	04-19-2017
35% SCHEMATIC DESIGN SUBMISSION	03-06-2017
Revisions	Date



MIDWESTERN CONSULTING
3815 Plaza Drive Ann Arbor, Michigan 48108
(734) 995-0200 • www.midwesternconsulting.com
Land Development • Land Survey • Institutional • Municipal
Wireless Communications • Transportation • Landfill Services

KEYPLAN

ARCHITECT + ENGINEERS:



VA CONTRACT NO. VA250-17-C-0008

700 Nicholas Blvd., Suite 300
Eli Grove Village, IL 60007
Telephone : 847.952.9342

www.bancroft-ae.com
Bancroft-AE Project No. 14-121

GENERAL NOTES AND SYMBOLS

Approved Project Director

CONSTRUCT NORTH PARKING STRUCTURE

Location
ANN ARBOR, MICHIGAN

Date
08-18-2017

Checked
EM

Drawn
AQ

Project Number
506-331

Building Number
29

Drawing Number
G-002

Office of
Construction
and Facilities
Management

Department of
Veterans Affairs