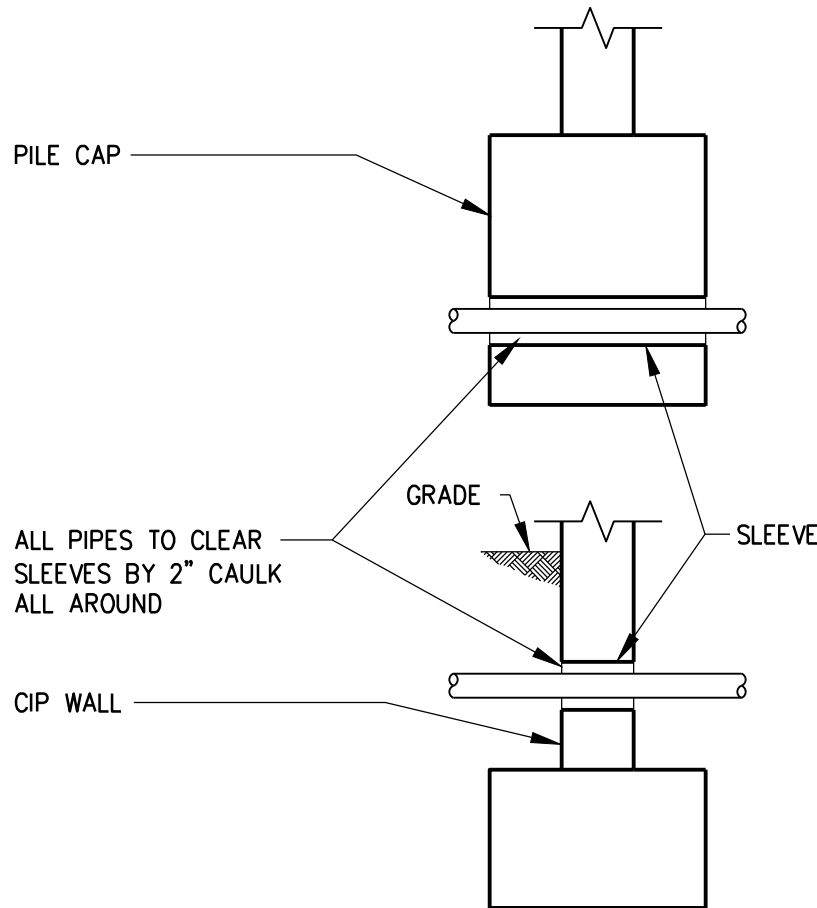


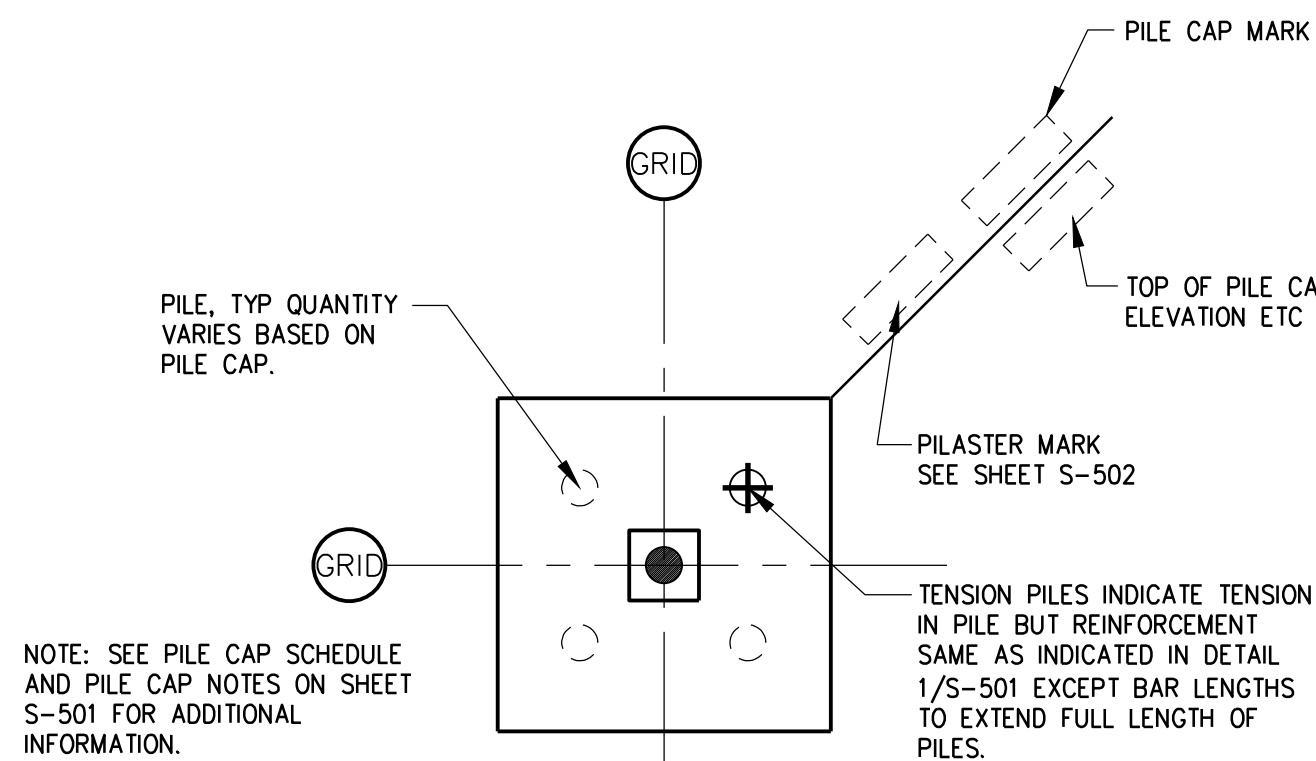
DRAWING NOTES:

- REFER TO SHEET S-001 FOR GENERAL NOTES.
- ALL PILE CAPS ARE CENTERED ON GRID LINES, UNO.
- PROVIDE 3" CLEAR COVER FOR ALL BOTTOM REINFORCEMENT AND 2" CLEAR COVER FOR ALL TOP REINFORCEMENT, UNO.
- AT LOCATIONS WHERE P/C WALLS ARE SUPPORTED ON FOUNDATIONS PROVIDE EMBEDDED PLATES IN FOUNDATIONS, COORDINATE WITH PRECAST SUPPLIER.
- ANCHOR BOLTS, PLATES WITH WELDED ANCHORS, REINFORCING BAR CAGES WITH WMD SPLICES (OR SIMILAR) OR ANY OTHER CONNECTIONS MATERIALS THAT CONNECT THE PRECAST CONCRETE MEMBERS TO THE CIP CONCRETE FOUNDATIONS ARE TO BE SUPPLIED BY THE PRECAST SUPPLIER AND INSTALLED BY THE CONTRACTOR. WARNING TO CONTRACTOR: COORDINATE WITH PRECAST SUPPLIER TO FULLY UNDERSTAND THE LARGE MAGNITUDE OF THE EMBEDS TO BE INSTALLED AND THE VERY TIGHT TOLERANCES REQUIRED!
- THE CONTRACTOR IS RESPONSIBLE FOR THE DESIGN AND CONSTRUCTION OF ALL TEMPORARY EXCAVATION BRACING, SHEETING AND SHORING.
- COORDINATE PENETRATIONS IN WALLS & PILE CAPS WITH MEP AND CIVIL DRAWINGS, SHOW PENETRATIONS ON ALL SHOP DRAWINGS. SEE DETAIL 3/S-100.
- SEE CIVIL DRAWINGS FOR EXTERIOR GRADES, UTILITIES, ADJACENT STRUCTURES, AND PROPERTY LINES. NOTIFY COR OF ANY CONFLICTS IMMEDIATELY.
- SEE DRAWINGS S-101 FOR GRADE SLAB AND SECTION CUT INFORMATION.
- FOR ANCHOR BOLT REQUIREMENTS, SEE 1/S-510.
- CONTRACTOR TO PROTECT SUBGRADE FROM DAMAGE DUE TO WEATHER.
- MATCH TOP OF EXISTING PILE CAP ELEVATION WHERE NOTED. ELEVATION INDICATED IS FROM ORIGINAL DRAWINGS. FIELD VERIFY AND NOTIFY ENGINEER OF ANY DISCREPANCY.
- DRILL AND ANCHOR DOWELS IN EXISTING PILE CAP TO MATCH DOWELS INDICATED IN WALL DETAIL. ANCHOR (7 1/2" MIN) W/ HILTI HIT HY200 ADHESIVE OR APPROVED EQUIVALENT.
- LOCATE PILES UNDER WALLS AT EQUAL SPACING BETWEEN ADJACENT PILES UNO.
- REFER TO DRAWINGS G-004A & G-004B FOR CONSTRUCTION PHASING NOTES.
- CONTRACTOR IS RESPONSIBLE FOR DEWATERING DUE TO LOW LYING AREA OF SITE.
- PROVIDE (6) #6 x 5'-0" DOWELS TOP & BOTTOM. DRILL INTO EXISTING PILE CAP & ANCHOR (12" MIN) W/ HILTI HIT HY200 ADHESIVE OR APPROVED EQUIVALENT.



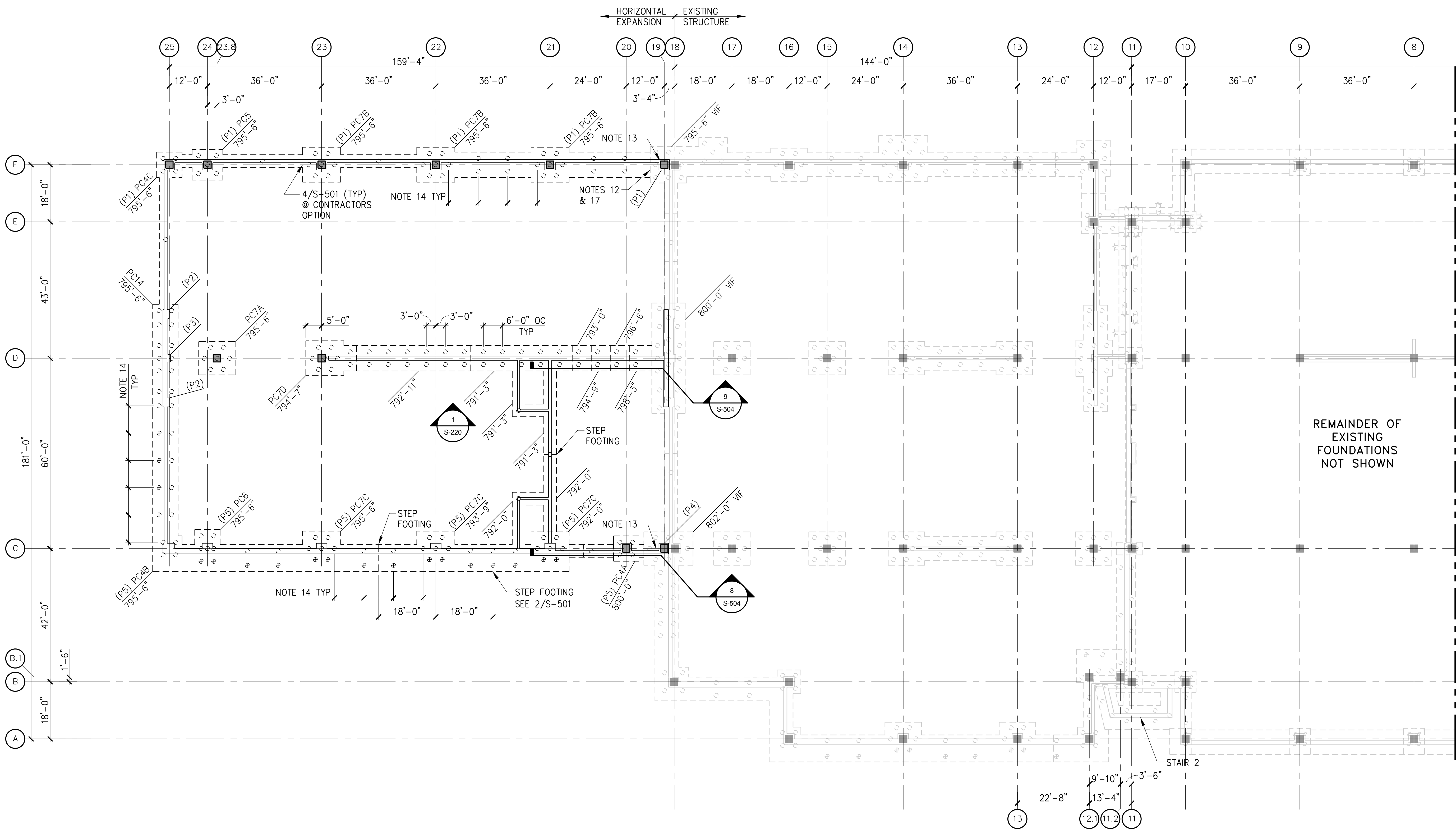
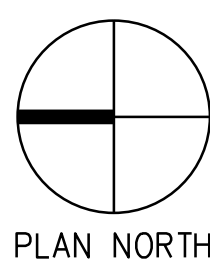
3 PIPE @ WALL & FOOTING DETAIL

NOT TO SCALE



2 FOUNDATION LEGEND (FOR PILES)

NOT TO SCALE



1 FOUNDATION PLAN

0 8' 16' 32'  
1/16" = 1'-0"

CONSULTANTS:



3815 Plaza Drive, Ann Arbor, Michigan 48106  
(734) 995-0200 • www.midwesternconsulting.com  
Land Development • Land Survey • Institutional • Municipal  
Wireless Communications • Transportation • Landfill Services

KEYPLAN

ARCHITECT + ENGINEERS:



VA CONTRACT NO. VA250-17-C-0008

Drawing Title

FOUNDATION PLAN

Approved Project Director

Project Title

CONSTRUCT NORTH PARKING STRUCTURE

Location

ANN ARBOR, MICHIGAN

Date

08-18-2017

Checked

JBM

Drawn

KJW

Project Number

506-331

Building Number

29

Drawing Number

S-100

Office of  
Construction  
and Facilities  
Management

