

5 Year
warranty
DLC4.0



Slip fitter
with Adaptor

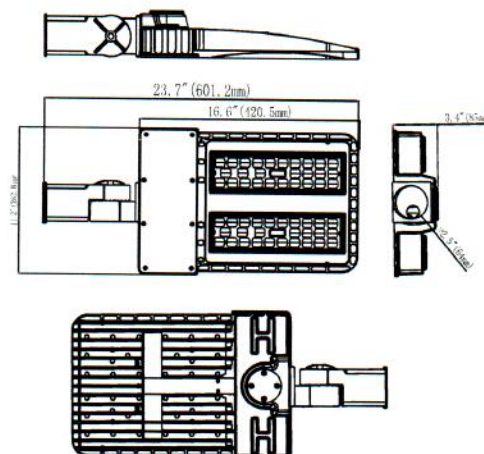
Trunnion

ARM Mount

Slip fitter

Specifications

Unit : inch (mm)



Structure Features

shell materials: Aluminum & PC.
Finish: Dark Bronze/White
Net weight: 13.23lbs (6.0kgs)
Packing Size: L25.98" * W13.78" * H7.48"
(L66cm * W35cm * H19cm)

150W LED AREA SHOEBOX LIGHT



Features

- Lumileds LED, high luminous efficiency and long working life.
- High efficiency LED Driver, the wide range input voltage AC120-277V or AC200-480V.
- Die Cast aluminium cooling design, high quality and better cooling for LED $T_j < 85^{\circ}\text{C}$.
- Excellent Optics design, greatly improve the light utilization and evenness.
- Photocell and Motion Sensor Bi-Level Control Available (Option).

Product Applications

AL LED SHOEBOX Lighting series can be widely used in Urban roads, Industrial areas, Residential areas, Sidewalks, Parking lot, Schools, Gardens and etc.

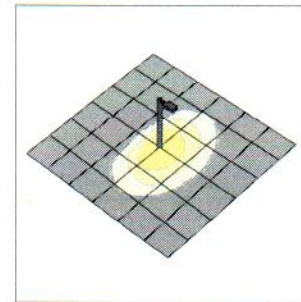

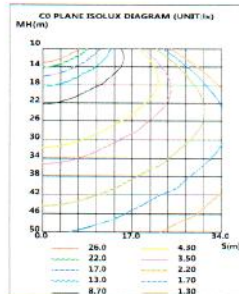
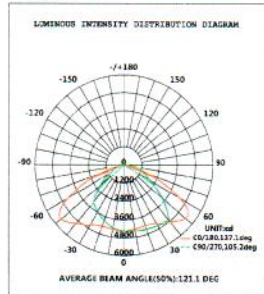
Parameter

SB-150W

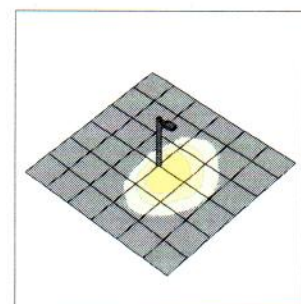
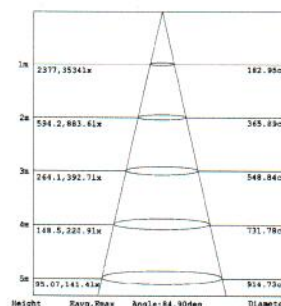
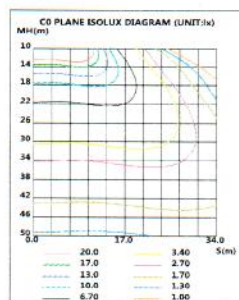
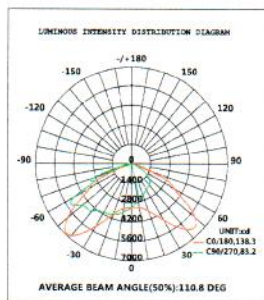
| | | | |
|-------------------|-------------------------------|----------------------|-------------------|
| Power | 150W | LED Brightness Decay | <5%/6000 hrs |
| Input Voltage | AC120-277V 60Hz <i>480V</i> | Working Life | >50000 hrs |
| PF | >0.95 | Working Temperature | -30 - +45°C |
| Driver Efficiency | >90% | Storage Temperature | -40 - +80°C |
| Luminous Flux | 17388 Lm | Protection Level | Wet Location/IP65 |
| Color Temperature | 3000K/4000K/5000K/5700K/6500K | IK | IK09 |
| CRI | Ra>80 | EPA | 0.48-0.59 sq.ft |
| Lighting Angle | TypeII, TypeIII, Type Vs | Cable | 3 core, 18AWG |

Photometry

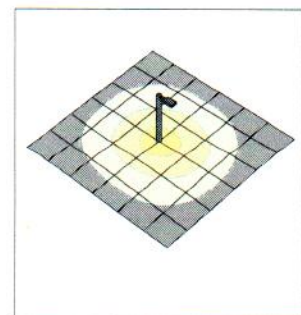
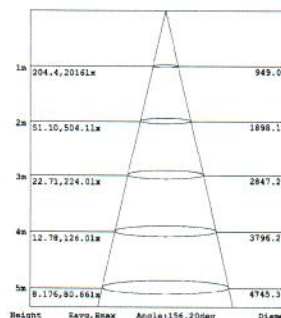
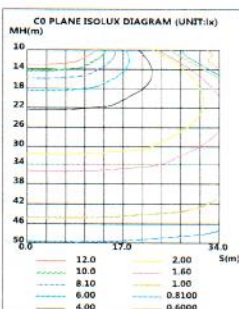
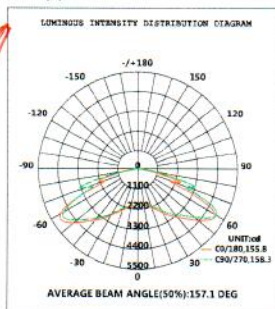
• Type II



• Type III

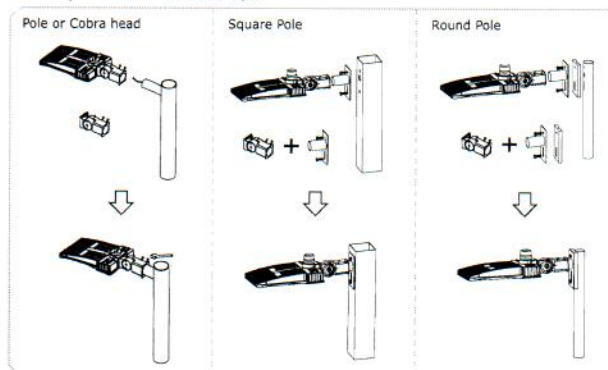


• Type Vs

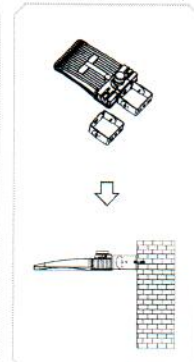


Accessory Option

• Slip Fitter EPA:0.55 sq.ft



• Trunnion EPA:0.48 sq.ft



• Arm EPA:0.59 sq.ft

