


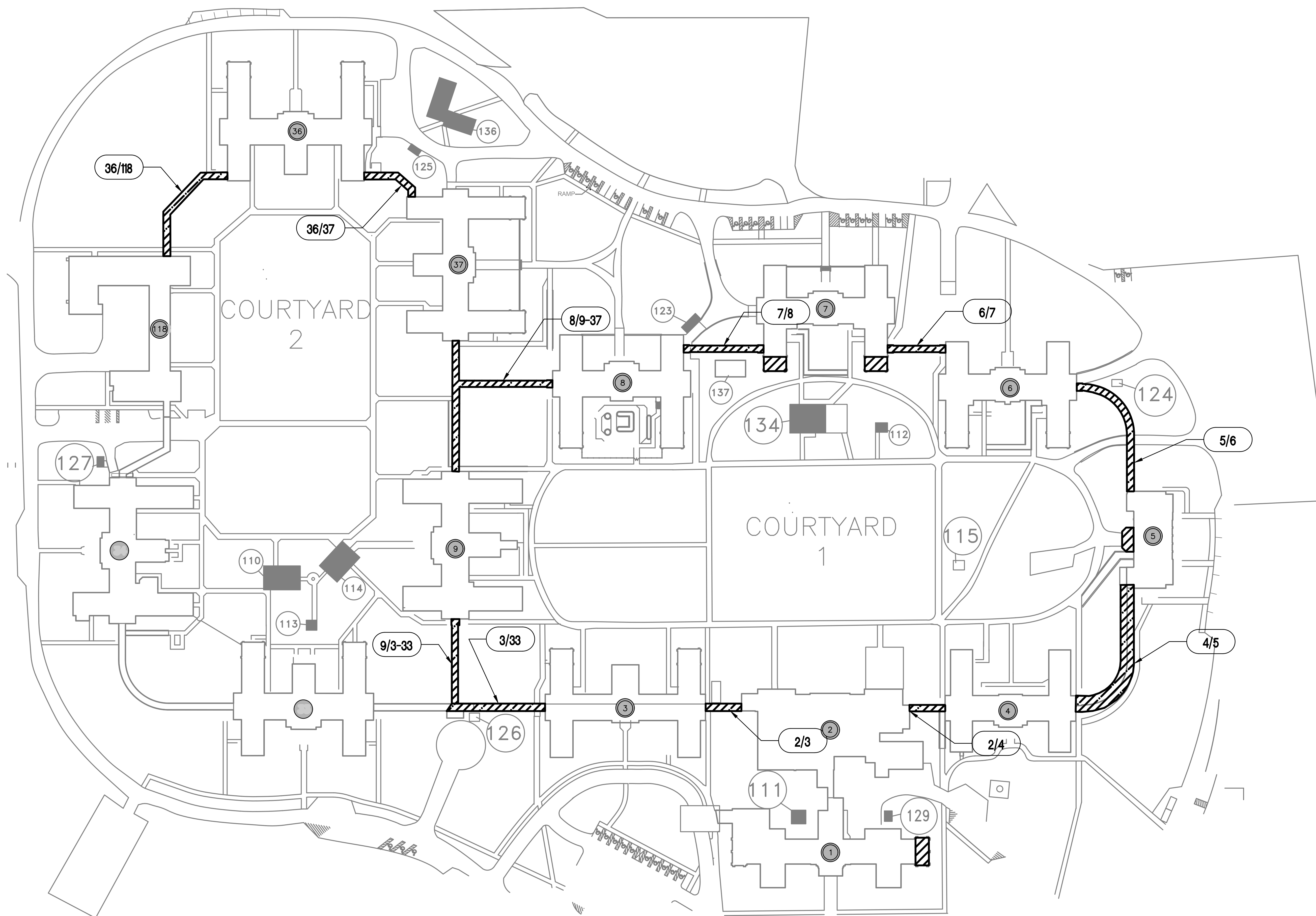







LEGEND

-  AREA OF WORK
-  BUILDING NUMBER
-  CORRIDOR NUMBER



three inches = one foot  
 one and one half inches = one foot  
 one inch = one foot  
 three quarters inch = one foot  
 one half inch = one foot  
 three eighths inch = one foot  
 one quarter inch = one foot  
 one eighth inch = one foot



ISSUED	DATE	REVISIONS	DATE

DRAWING TITLE	
GENERAL INFORMATION	
APPROVED PROJECT DIRECTOR	
YODER, JACOB	

PROJECT TITLE		
REPLACE ROOFS CONNECTING CORRIDORS		
LOCATION		
400 FORT HILL AVE CANANDAIGUA, NY 14424		
DATE	CHECKED	DRAWN
10-01-2018	ECS	DJK

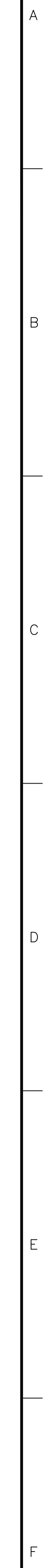
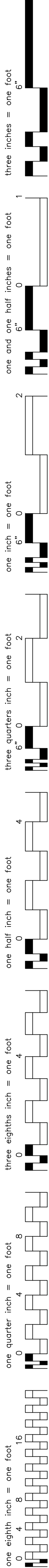
PROJECT NUMBER
528A5-18-512
BUILDING NUMBER
CAMPUS
DRAWING NUMBER
GI-001
DWG. 02 OF 16

**CANANDAIGUA  
 VA MEDICAL  
 CENTER  
 ENGINEERING  
 DEPARTMENT**

**GENERAL NOTES:**

1. CONTRACTOR IS RESPONSIBLE FOR FIELD VERIFYING ALL DIMENSIONS.
2. WORK THAT IS TYPICALLY REQUIRED BUT NOT SPECIFICALLY CALLED OUT IS IMPLIED AND SHOULD BE CONSIDERED PART OF THE DRAWINGS AND SPECIFICATIONS.
3. IN THE EVENT THERE IS A DISCREPANCY BETWEEN THE DRAWINGS AND THE SPECIFICATION, THE SPECIFICATIONS WILL GOVERN. DISCREPANCIES SHOULD IMMEDIATELY BE BROUGHT TO THE ATTENTION OF THE COR.
4. IN THE EVENT CONDITIONS ARE DIFFERENT THAN ADDRESSED IN SCOPE OF THIS CONTRACT, THE CONTRACTOR MUST IMMEDIATELY AND BEFORE PROCEEDING NOTIFY THE COR AND CONTRACTING OFFICER.
5. CONTRACTOR IS REQUIRED TO ADHERE TO ALL OSHA SAFETY STANDARDS.
6. ALL PERSONNEL ENTERING THE CANANDAIGUA VA MEDICAL CENTER ARE SUBJECT TO THE RULES AND REGULATIONS OF THE FACILITY. CONTRACTOR IS RESPONSIBLE FOR SCREENING EMPLOYEES, SUBCONTRACTORS, AND VENDORS PRIOR TO THEM ENTERING VAMC PROPERTY.
7. CONTRACTOR WILL COORDINATE WITH THE COR FOR ACCESS TO VA CAMPUS, BUILDINGS, AND WORK AREAS.
8. ANY UTILITY SHUT DOWNS MUST BE COORDINATED WITH THE COR AND MEDICAL CENTER ENGINEERING DEPARTMENT A MINIMUM OF 7 DAYS PRIOR.
9. CONTRACTOR WILL COORDINATE PRIOR TO MOBILIZATION FOR MATERIAL LAYDOWN AREA.
10. THE CONTRACTOR SHALL BE RESPONSIBLE FOR REMOVAL OF ANY CONSTRUCTION DEBRIS RELATED TO THIS PROJECT.
11. THE CONTRACTOR SHALL PRESERVE, CLEAN, FLASH IN AND MAKE WATER TIGHT ALL EXISTING ROOF VENTS, UNIT CURBS, WALLS, LIGHTNING RODS, SCUPPERS, DRAINS, ETC. PER MANUFACTURERS SPECIFICATIONS.
12. ALL EXISTING CURBS, WALLS, OR PARAPETS SHALL HAVE CANT STRIPS INSTALLED PER MANUFACTURERS SPECIFICATIONS UNLESS SPECIFICALLY STATED AS NOT ALLOWED.
13. ALL NEW COUNTER FLASHING TO BE CUT INTO MASONRY AND MORTARED IN PLACE.
14. ROOFING OPERATIONS SHALL BE TERMINATED AT THE END OF EVERY DAY WITH A COMPLETE WATER TIGHT DETAIL.
15. THE CONTRACTOR SHALL BE RESPONSIBLE FOR ANY AREAS WATER DAMAGE CAUSED BY ROOF LEAKS AND OR IMPROPERLY INSTALLED TERMINATIONS OR FLASHING THROUGH CONSTRUCTION PERIOD UNTIL ROOF IS CERTIFIED IN WRITING BY AN OFFICIAL REPRESENTATIVE OF THE MANUFACTURER AS BEING PROPERLY INSTALLED.
16. EVERY ATTEMPT HAS BEEN MADE TO INDICATE PERTINENT EXISTING CONDITIONS AND DIMENSIONS AS CLOSE AS POSSIBLE FROM SITE SURVEYS, DRAWINGS, AND FIELD VERIFICATION. PRIOR TO BID CONTRACTOR SHALL SATISFY THEMSELVES TO EXISTING CONDITIONS AND DIMENSIONS. CONTRACTOR SHALL INCLUDE IN THEIR BID PRICE, ALL MISC. ACCESSORIES NECESSARY TO PROVIDE A COMPLETE WATER TIGHT ASSEMBLY.
17. ALL DIMENSIONS ARE APPROXIMATE AND ONLY INTENDED AS A GUIDE. CONTRACTOR SHALL FIELD VERIFY ALL SITE DIMENSIONS PRIOR TO BIDDING OR ORDERING MATERIAL.
18. INCLUDED IN CONTRACTORS BID SHALL BE A MINIMUM OF 10 YEAR MANUFACTURERS FULL REPLACEMENT LABOR AND MATERIAL WARRANTY.

ROOF SCHEDULE				
BUILDING NUMBER	EXISTING MATERIAL	NEW MATERIAL	INSULATION	DEMOLITION
1	EPDM	EPDM	NEW TAPERED	YES
5	EPDM	EPDM	NEW TAPERED	YES
7	EPDM	EPDM	NEW TAPERED	YES
39	BUR	AGRICULTURAL STEEL	N/A	YES
CC 4-5	EPDM/SLATE	EPDM/ECOSTAR	AT EPDM	YES
CC 5-6	EPDM/SLATE	EPDM/ECOSTAR	AT EPDM	YES
CC 6-7	EPDM/SLATE	EPDM/ECOSTAR	AT EPDM	YES
CC 7-8	EPDM/SLATE	EPDM/ECOSTAR	AT EPDM	YES
CC 8-37-9	EPDM/SLATE	EPDM/ECOSTAR	AT EPDM	YES
CC 2-4	EPDM/SLATE	EPDM/ECOSTAR	AT EPDM	YES
CC 2-3	EPDM/SLATE	EPDM/ECOSTAR	AT EPDM	YES
CC 9-33-3	EPDM/SLATE	EPDM/ECOSTAR	AT EPDM	YES
CC 37-36	SLATE	ECOSTAR	N/A	YES
CC 36-118	EPDM	EPDM-REPAIR	AS NEEDED	NO



ISSUED	DATE
--------	------

REVISIONS	DATE
-----------	------

DRAWING TITLE	GENERAL NOTES & SYMBOLS
APPROVED PROJECT DIRECTOR	YODER, JACOB

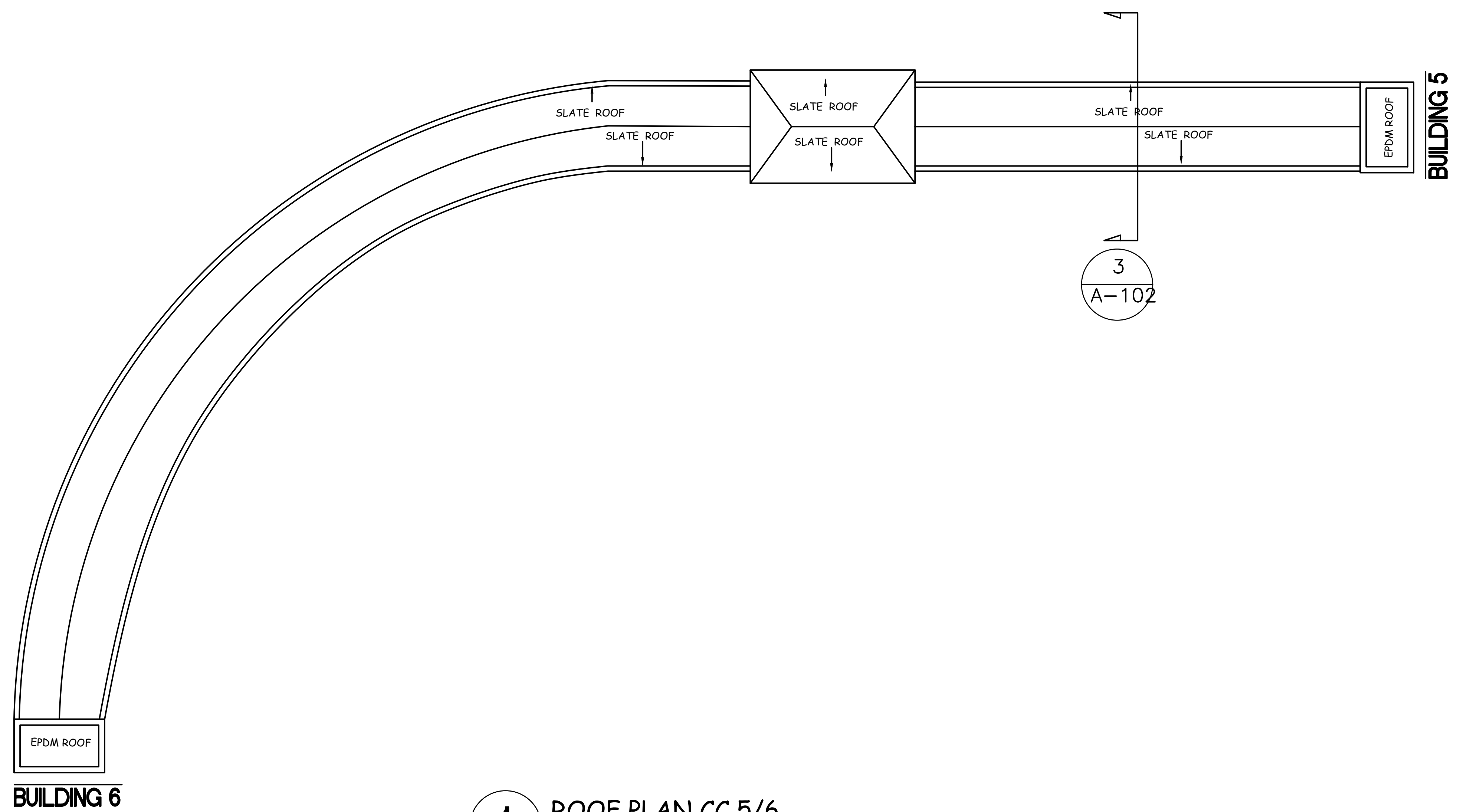
PROJECT TITLE	REPLACE ROOFS CONNECTING CORRIDORS
LOCATION	400 FORT HILL AVE CANANDAIGUA, NY 14424
DATE	10-01-2018
CHECKED	ES
DRAWN	DJK

PROJECT NUMBER	528A5-18-512
BUILDING NUMBER	VARIOUS
DRAWING NUMBER	G102
	DWG. 03 OF 16

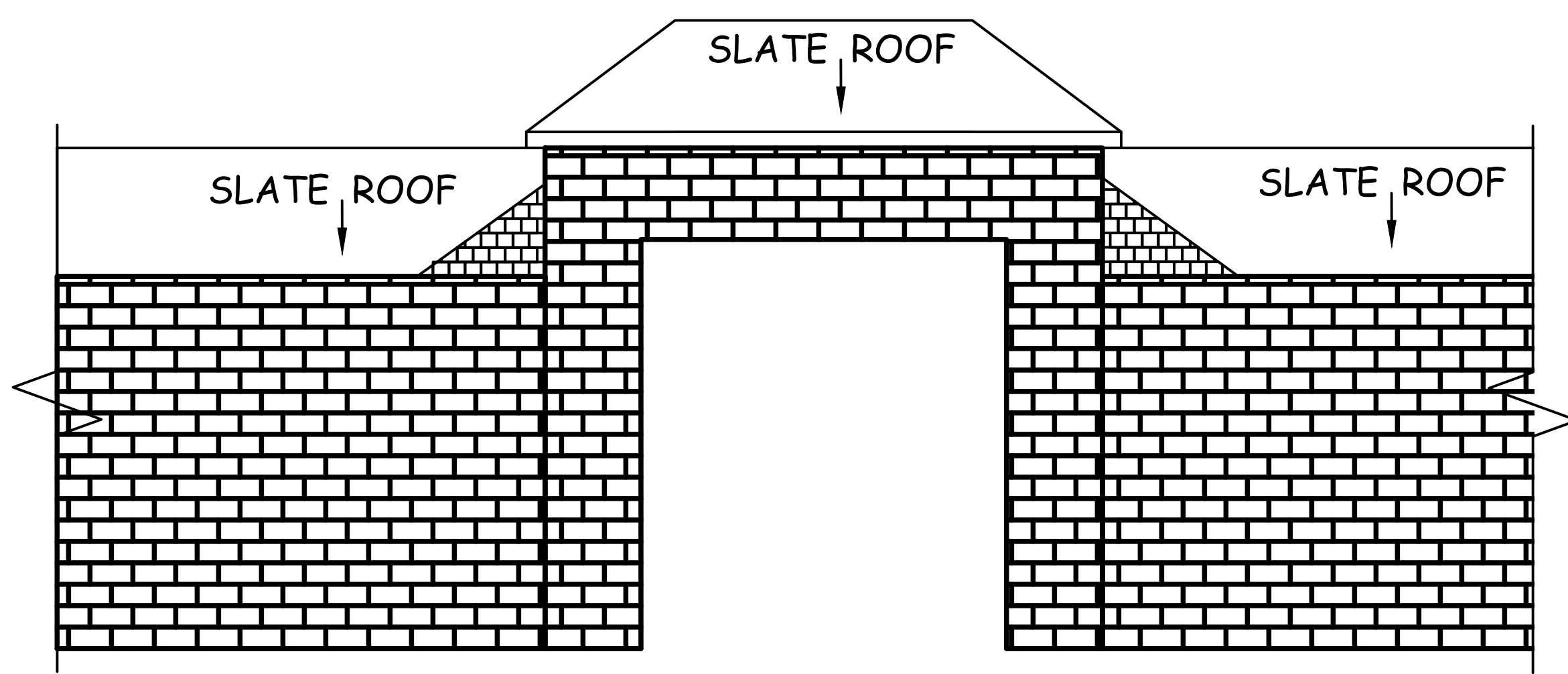
**CANANDAIGUA  
VA MEDICAL  
CENTER  
ENGINEERING  
DEPARTMENT**



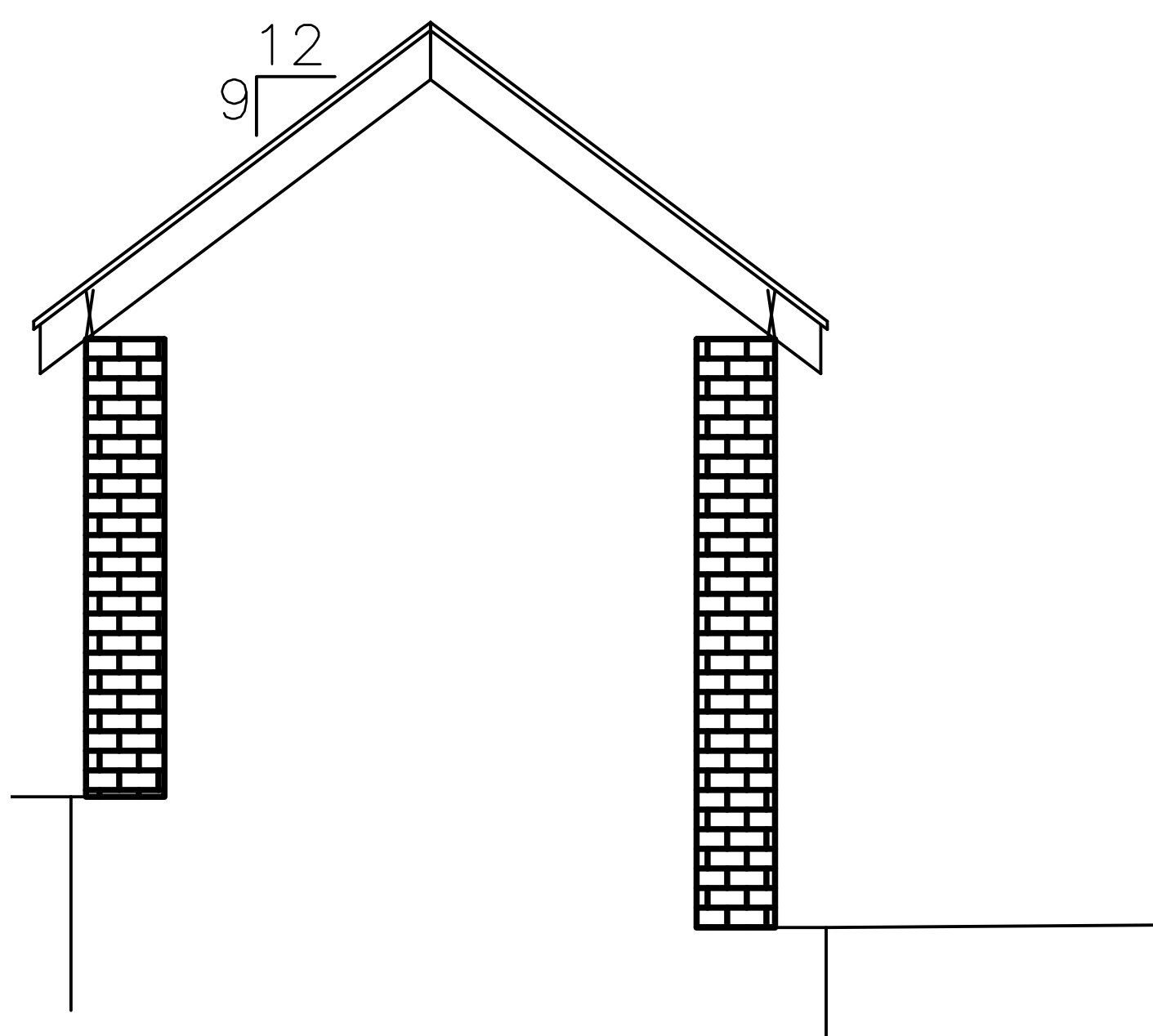
three inches = one foot  
 one and one half inches = one foot  
 one inch = one foot  
 three quarters inch = one foot  
 one half inch = one foot  
 three eighths inch = one foot  
 one quarter inch = one foot  
 one eighth inch = one foot



**1** ROOF PLAN CC 5/6  
 SCALE 1/8" : 1'



**2** ELEVATION AT VEHICLE PASS THROUGH  
 SCALE 1/4" : 1'



**3** SECTION VIEW CC 5/6  
 SCALE 1/2" : 1'

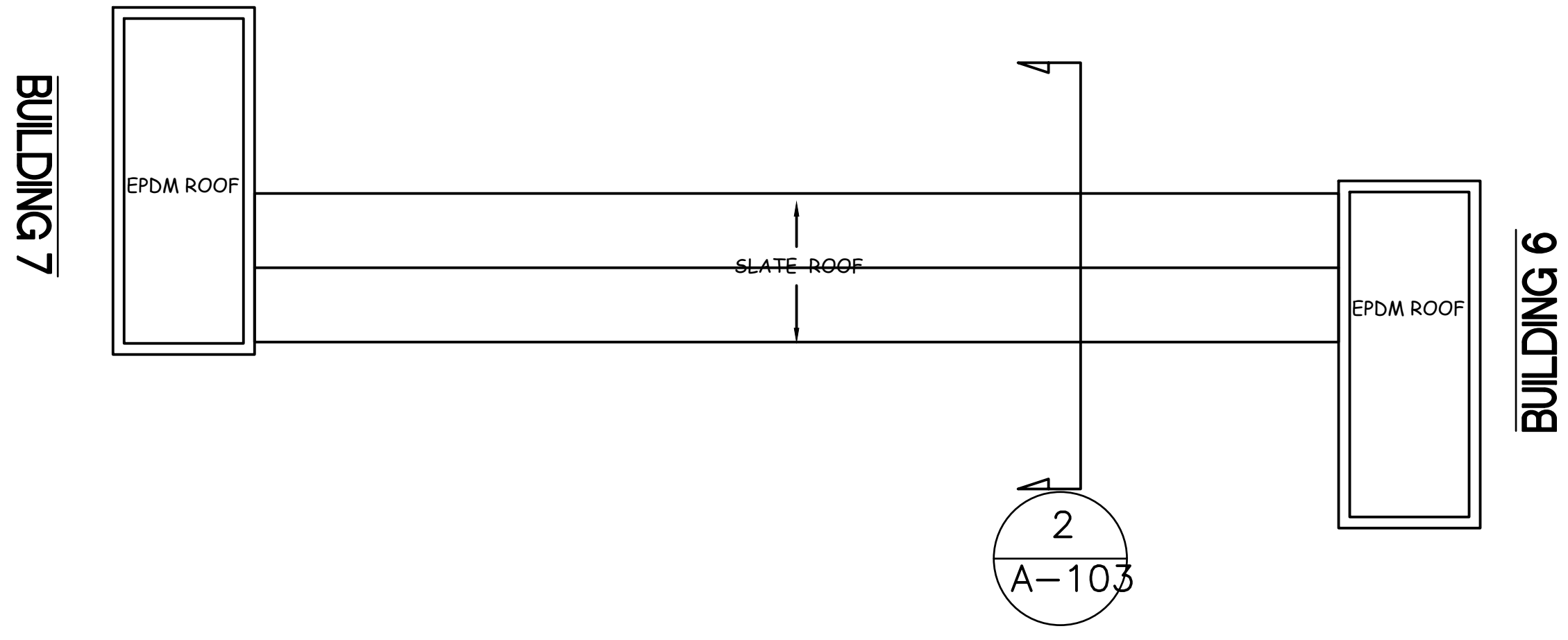
**BIDDING NOTES:**  
 1. CONNECTING CORRIDOR 5/6 INCLUDED IN BASE BID.

- SHEET NOTES:**
1. REMOVE EXISTING SLATE SHINGLES AND EXAMINE ROOF DECK.
  2. REPLACE ANY DAMAGED ROOF DECKING.
  3. REPLACE ANY DAMAGED FACIA MATERIAL, SOFFIT, AND VENTS.
  4. REMOVE ALL EPDM ROOFING AND INSULATION ON CONNECTING CORRIDOR, AND PARAPET SECTIONS AT BUILDING CONNECTIONS.
  5. INSTALL NEW ROOFING SYSTEM.
  6. REPLACE ANY DAMAGED FLASHING MATERIALS.
  7. COMPLY WITH ALL OSHA FALL PROTECTION REQUIREMENTS.
  8. PROTECT BUILDING AND GROUNDS DURING CONSTRUCTION, RETURN TO PRE-CONSTRUCTION CONDITIONS.
  9. LEAK TEST ROOF UPON COMPLETION.

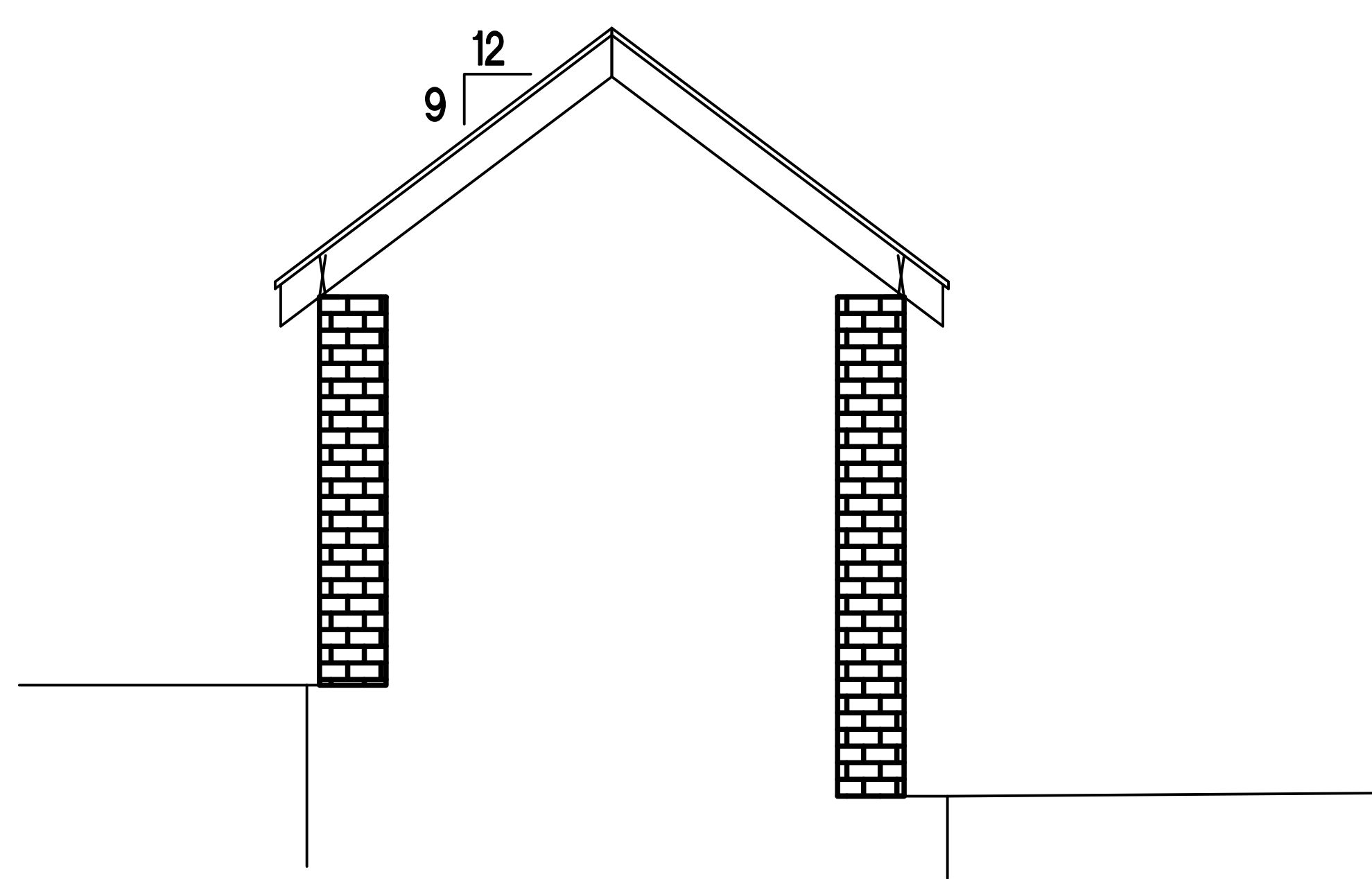
ISSUED	DATE	REVISIONS	DATE

DRAWING TITLE CONNECTING CORRIDOR 5/6 PLANS & SECTIONS	PROJECT TITLE REPLACE ROOFS CONNECTING CORRIDORS		PROJECT NUMBER 528A5-18-512	CANANDAIGUA VA MEDICAL CENTER ENGINEERING DEPARTMENT
	APPROVED PROJECT DIRECTOR YODER, JACOB		BUILDING NUMBER CORRIDORS	
LOCATION 400 FORT HILL AVE CANANDAIGUA, NY 14424		DRAWING NUMBER A-102		DWG. 05 OF 16
DATE 10-01-2018	CHECKED ECS	DRAWN DJK		

three inches = one foot  
 one and one half inches = one foot  
 one inch = one foot  
 one inch = one foot  
 three quarters inch = one foot  
 one half inch = one foot  
 one half inch = one foot  
 three eighths inch = one foot  
 one quarter inch = one foot  
 one eighth inch = one foot



**1** ROOF PLAN CC 6/7  
 SCALE 1/8" : 1'



**2** SECTION VIEW CC 6/7  
 SCALE 1/2" : 1'

BIDDING NOTES:

- CONNECTING CORRIDOR 6/7 INCLUDED IN BASE BID.

SHEET NOTES:

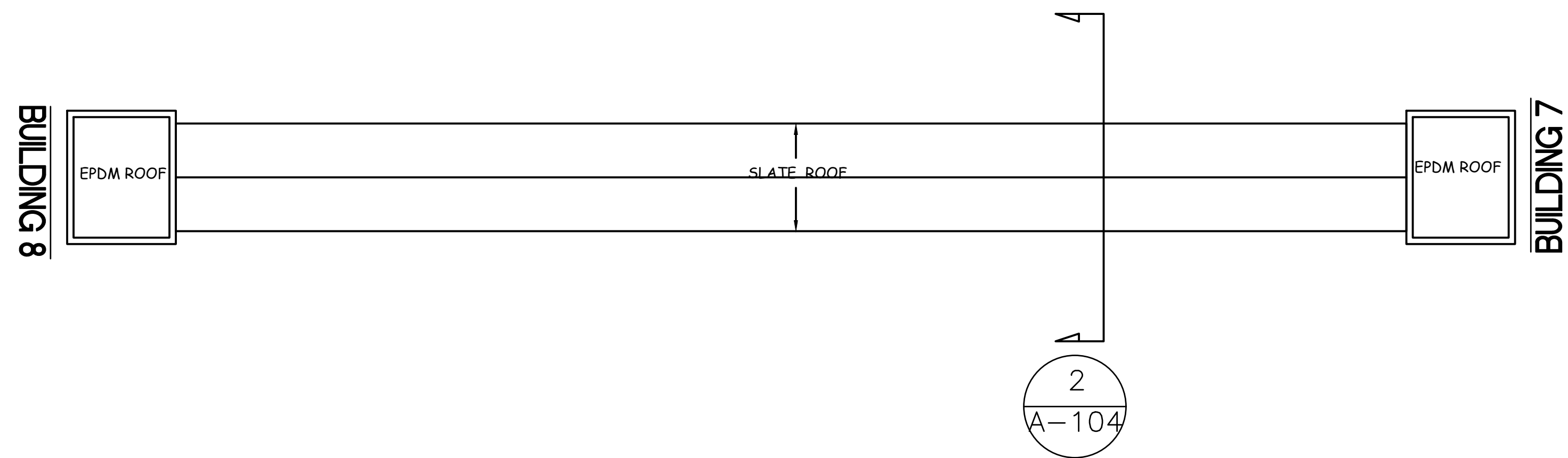
- REMOVE EXISTING SLATE SHINGLES AND EXAMINE ROOF DECK.
- REPLACE ANY DAMAGED ROOF DECKING.
- REPLACE ANY DAMAGED FACIA MATERIAL, SOFFIT, AND VENTS.
- REMOVE ALL EPDM ROOFING AND INSULATION ON CONNECTING CORRIDOR, AND PARAPET SECTIONS AT BUILDING CONNECTIONS.
- INSTALL NEW ROOFING SYSTEM.
- REPLACE ANY DAMAGED FLASHING MATERIALS.
- COMPLY WITH ALL OSHA FALL PROTECTION REQUIREMENTS.
- PROTECT BUILDING AND GROUNDS DURING CONSTRUCTION, RETURN TO PRE-CONSTRUCTION CONDITIONS.
- LEAK TEST ROOF UPON COMPLETION.

ISSUED	DATE

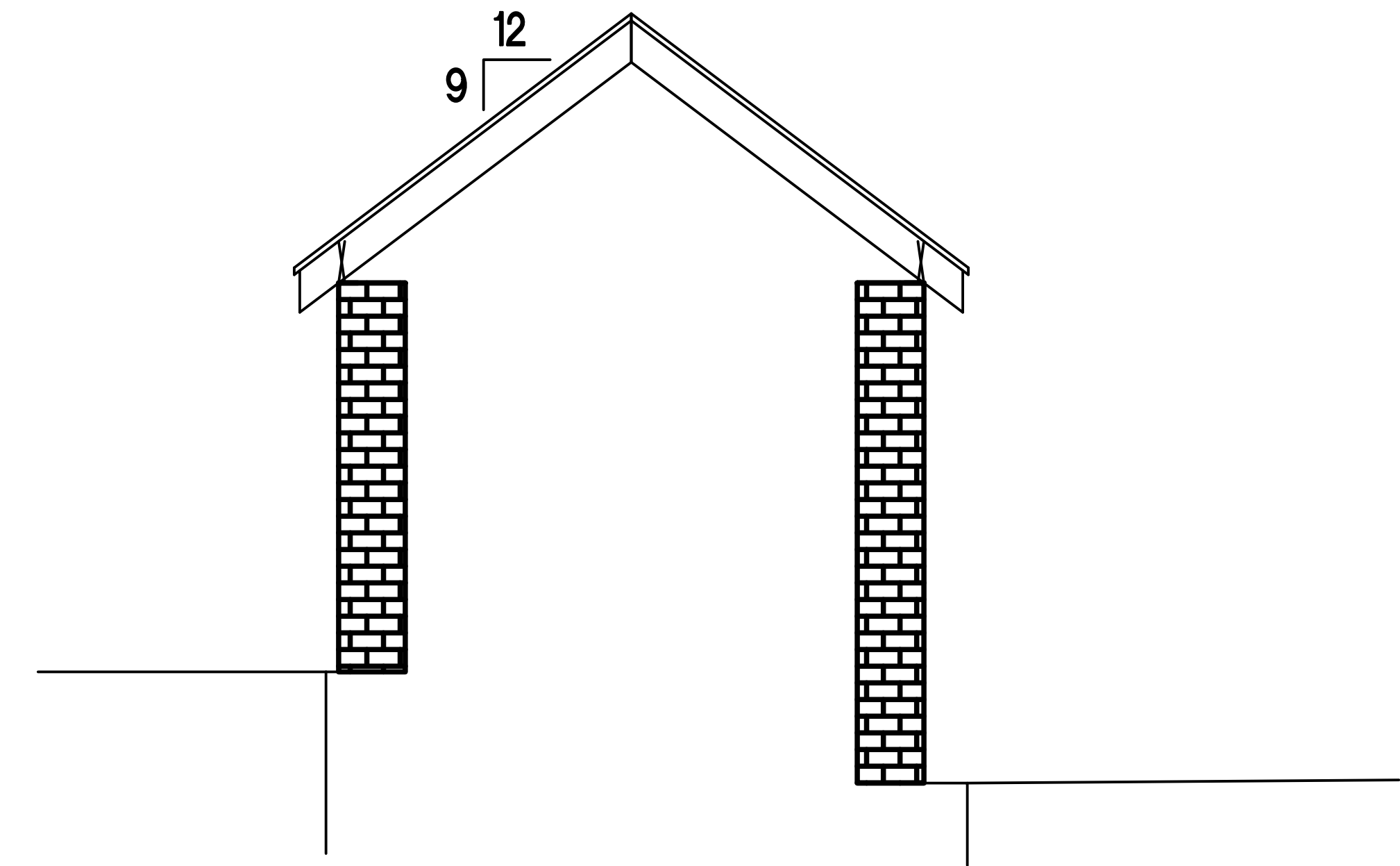
REVISIONS	DATE

DRAWING TITLE CONNECTING CORRIDOR 6/7 PLANS & SECTIONS	PROJECT TITLE REPLACE ROOFS CONNECTING CORRIDORS			PROJECT NUMBER 528A5-18-512
	APPROVED PROJECT DIRECTOR YODER, JACOB			BUILDING NUMBER CORRIDORS
DATE 10-01-2018		CHECKED ECS	DRAWN DJK	DRAWING NUMBER A-103
				DWG. 06 OF 16

CANANDAIGUA  
 VA MEDICAL  
 CENTER  
 ENGINEERING  
 DEPARTMENT



**1** ROOF PLAN CC 7/8  
SCALE 1/8" : 1'



**2** SECTION VIEW CC 7/8  
SCALE 1/2" : 1'

BIDDING NOTES:

- CONNECTING CORRIDOR 7/8 INCLUDED IN BASE BID.

SHEET NOTES:

- REMOVE EXISTING SLATE SHINGLES AND EXAMINE ROOF DECK.
- REPLACE ANY DAMAGED ROOF DECKING.
- REPLACE ANY DAMAGED FACIA MATERIAL, SOFFIT, AND VENTS.
- REMOVE ALL EPDM ROOFING AND INSULATION ON CONNECTING CORRIDOR, AND PARAPET SECTIONS AT BUILDING CONNECTIONS.
- INSTALL NEW ROOFING SYSTEM.
- REPLACE ANY DAMAGED FLASHING MATERIALS.
- COMPLY WITH ALL OSHA FALL PROTECTION REQUIREMENTS.
- PROTECT BUILDING AND GROUNDS DURING CONSTRUCTION, RETURN TO PRE-CONSTRUCTION CONDITIONS.
- LEAK TEST ROOF UPON COMPLETION.

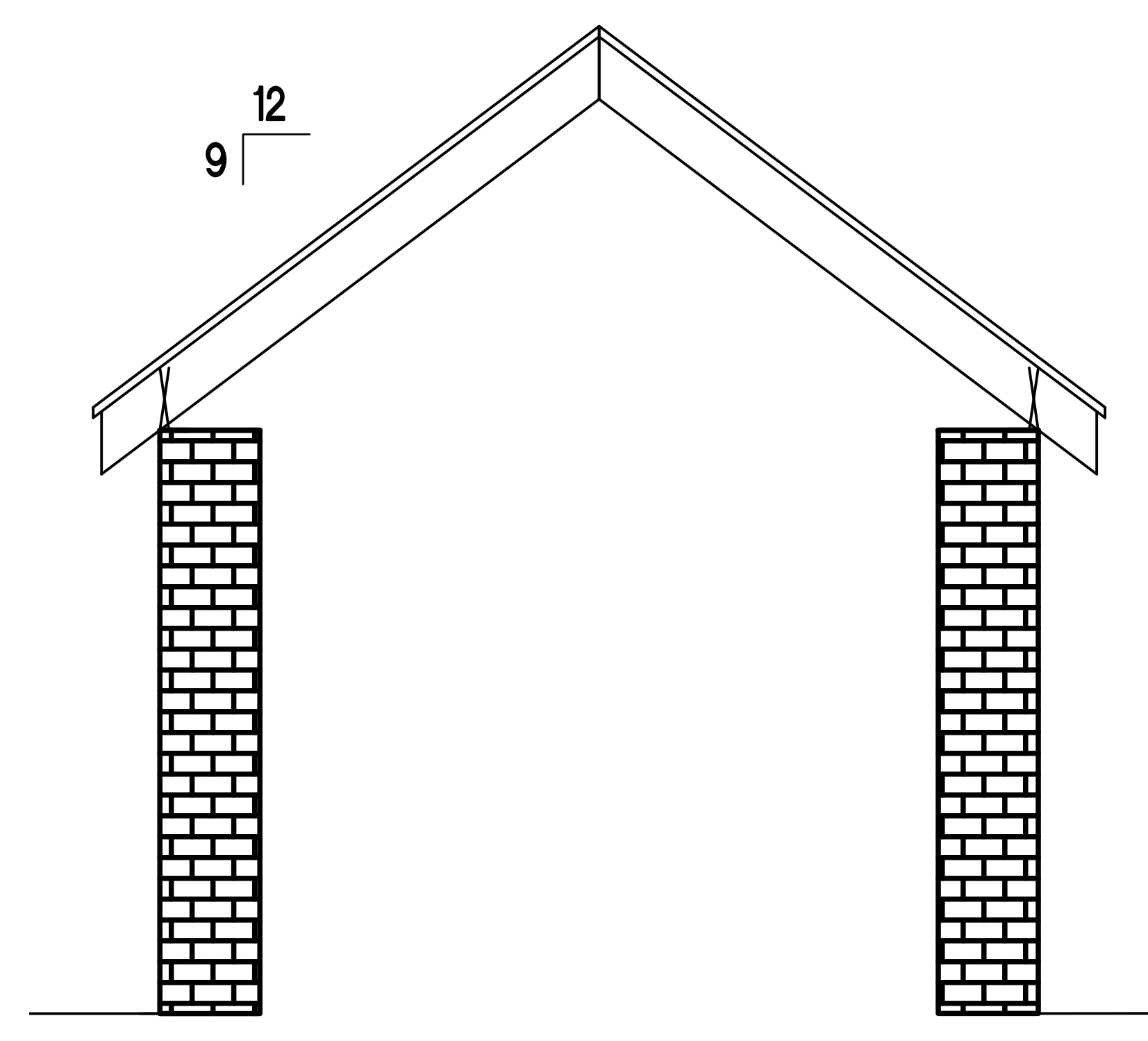
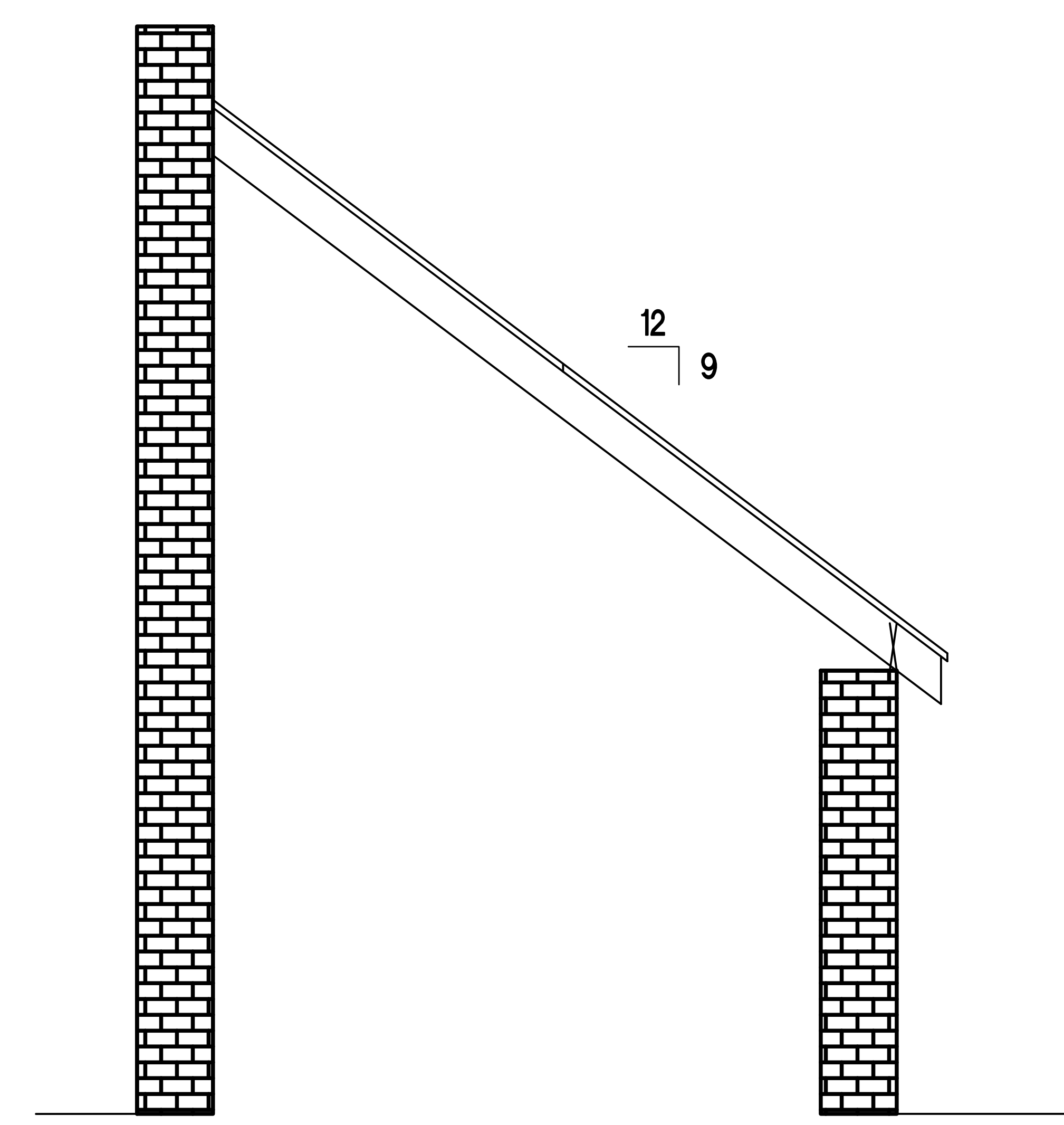
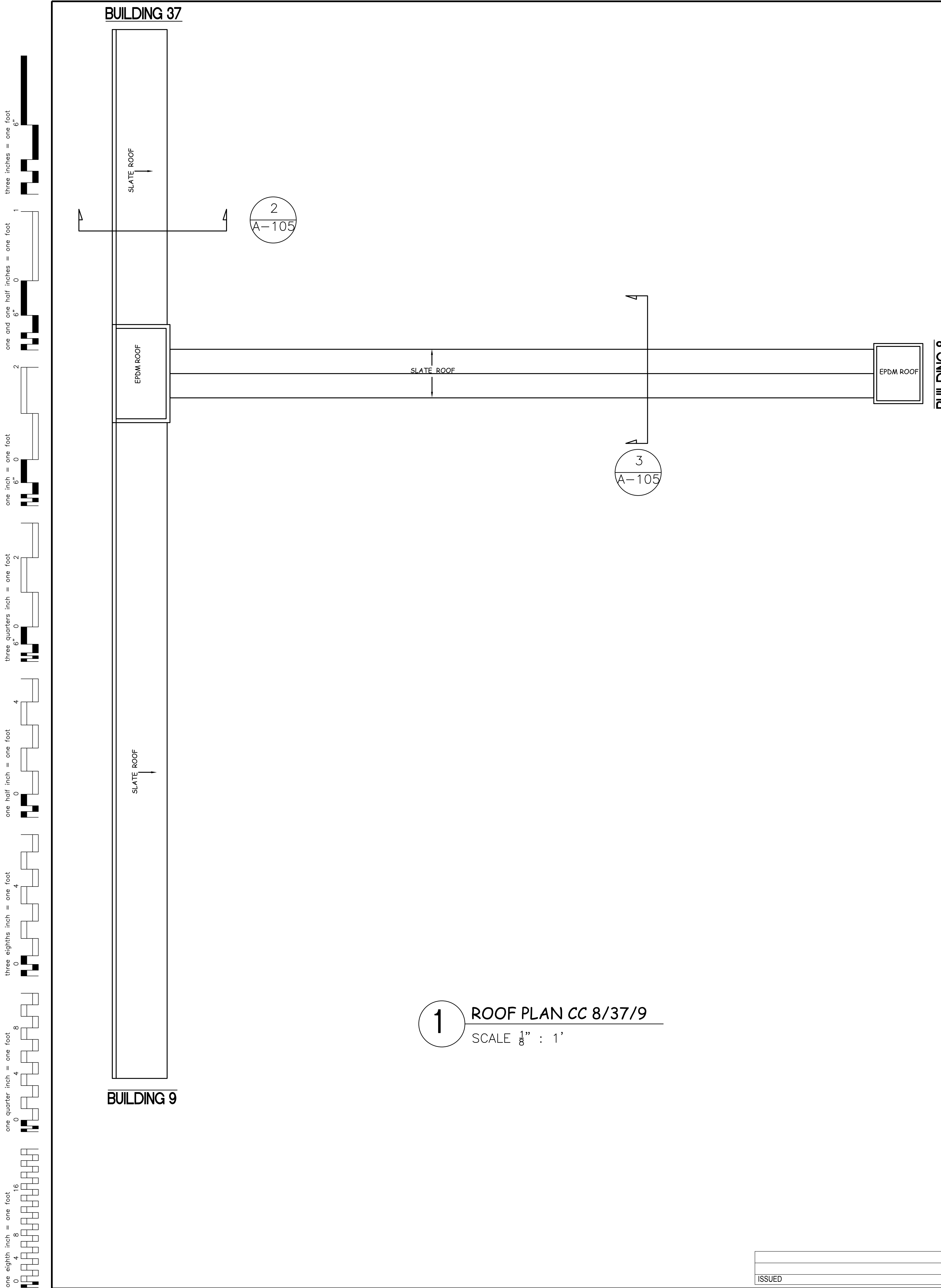
three inches = one foot  
one and one half inches = one foot  
one inch = one foot  
three quarters inch = one foot  
one half inch = one foot  
three eighths inch = one foot  
one quarter inch = one foot  
one eighth inch = one foot

ISSUED	DATE	REVISIONS	DATE

DRAWING TITLE CONNECTING CORRIDOR 7/8 PLANS & SECTIONS		PROJECT TITLE REPLACE ROOFS CONNECTING CORRIDORS		PROJECT NUMBER 528A5-18-512	
APPROVED PROJECT DIRECTOR YODER, JACOB		LOCATION 400 FORT HILL AVE CANANDAIGUA, NY 14424		BUILDING NUMBER CORRIDORS	
DATE 10-01-2018	CHECKED ECS	DRAWN DJK	DRAWING NUMBER A-104		
			DWG. 07 OF 16		

CANANDAIGUA  
VA MEDICAL  
CENTER  
ENGINEERING  
DEPARTMENT





**BIDDING NOTES:**

- CONNECTING CORRIDOR 8/37/9 INCLUDED IN BASE BID.

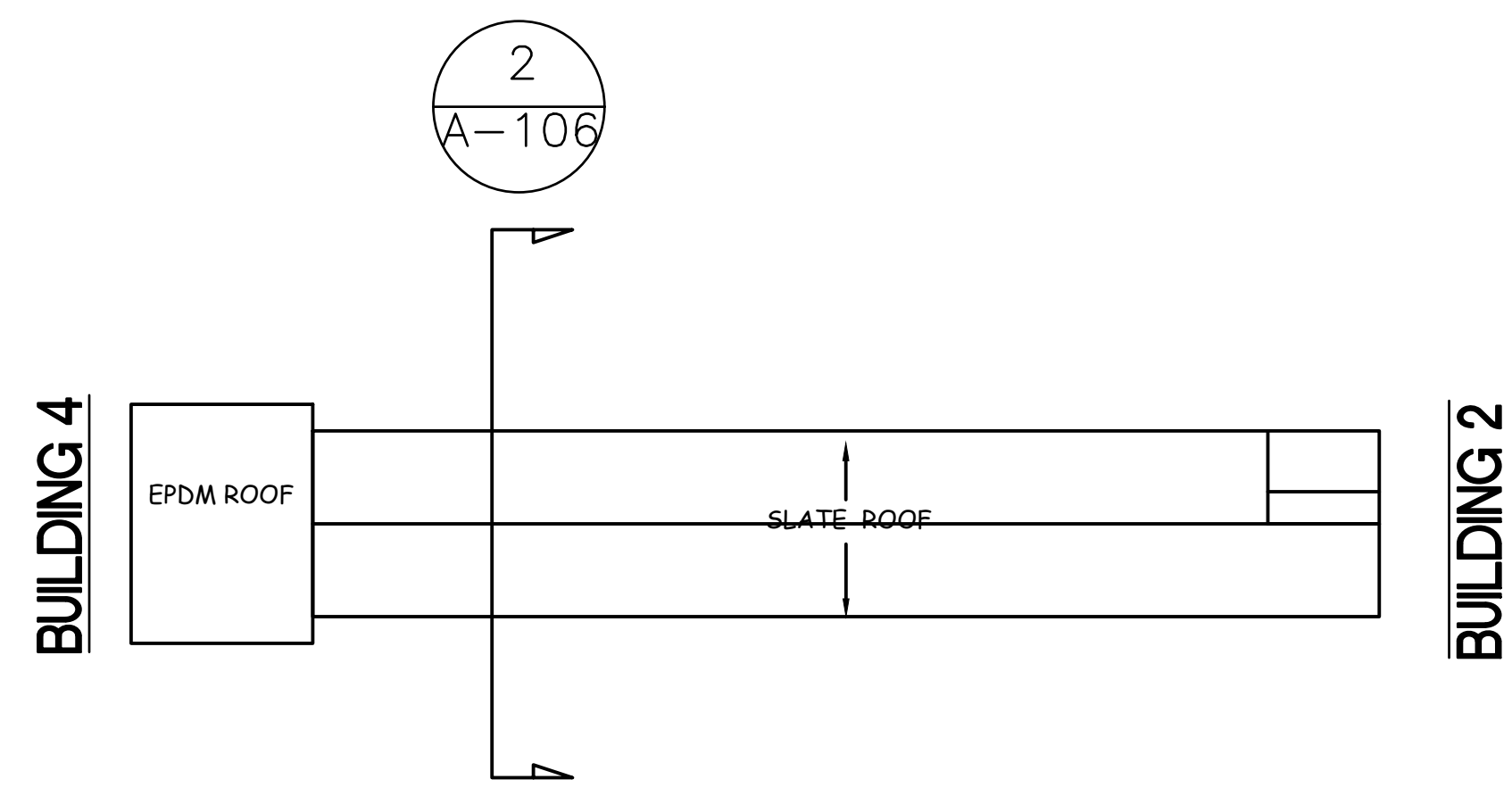
- SHEET NOTES:**
- REMOVE EXISTING SLATE SHINGLES AND EXAMINE ROOF DECK.
  - REPLACE ANY DAMAGED ROOF DECKING.
  - REPLACE ANY DAMAGED FACIA MATERIAL, SOFFIT, AND VENTS.
  - REMOVE ALL EPDM ROOFING AND INSULATION ON CONNECTING CORRIDOR, AND PARAPET SECTIONS AT BUILDING CONNECTIONS.
  - INSTALL NEW ROOFING SYSTEM.
  - REPLACE ANY DAMAGED FLASHING MATERIALS.
  - COMPLY WITH ALL OSHA FALL PROTECTION REQUIREMENTS.
  - PROTECT BUILDING AND GROUNDS DURING CONSTRUCTION, RETURN TO PRE-CONSTRUCTION CONDITIONS.
  - LEAK TEST ROOF UPON COMPLETION.

three inches = one foot  
one and one half inches = one foot  
one inch = one foot  
three quarters inch = one foot  
one half inch = one foot  
three eighths inch = one foot  
one quarter inch = one foot  
one eighth inch = one foot

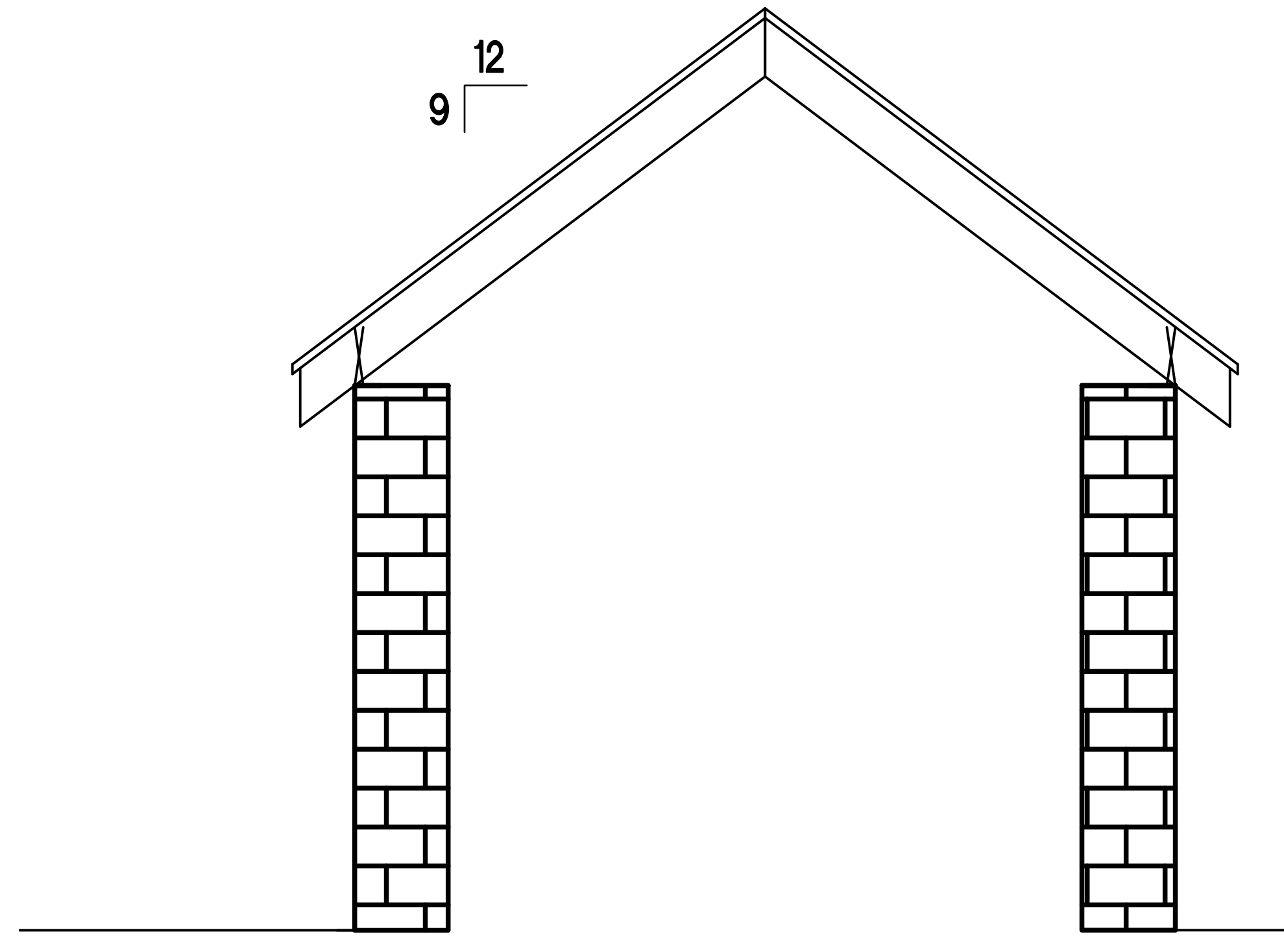
ISSUED		DATE		REVISIONS		DATE		DRAWING TITLE CONNECTING CORRIDOR 8/37-9 PLANS & SECTIONS		PROJECT TITLE REPLACE ROOFS CONNECTING CORRIDORS		PROJECT NUMBER 528A5-18-512		BUILDING NUMBER CORRIDORS		DRAWING NUMBER A-105		CANANDAIGUA VA MEDICAL CENTER ENGINEERING DEPARTMENT	
APPROVED PROJECT DIRECTOR YODER, JACOB				LOCATION 400 FORT HILL AVE CANANDAIGUA, NY 14424				DATE 10-01-2018		CHECKED ECS		DRAWN DJK		DWG. 08 OF 16					



three inches = one foot  
 one and one half inches = one foot  
 one inch = one foot  
 three quarters inch = one foot  
 one half inch = one foot  
 three eighths inch = one foot  
 one quarter inch = one foot  
 one eighth inch = one foot



**1** ROOF PLAN CC 2/4  
 SCALE 1/8" : 1'



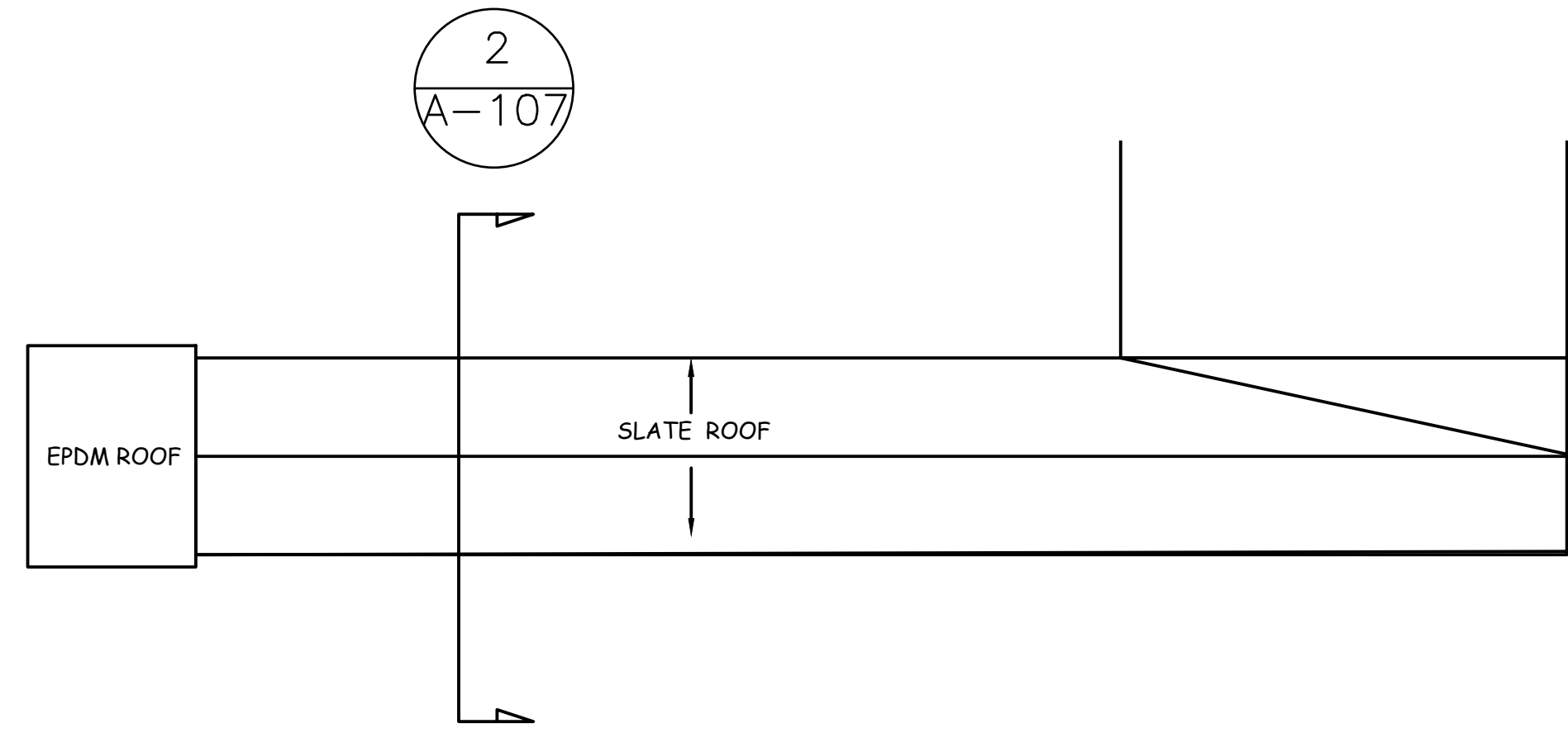
**2** SECTION CC 2/4  
 SCALE 3/4" : 1'

BIDDING NOTES:  
 1. CONNECTING CORRIDOR 2/4 INCLUDED IN BID ALTERNATE #1.


- SHEET NOTES:
1. REMOVE EXISTING SLATE SHINGLES AND EXAMINE ROOF DECK.
  2. REPLACE ANY DAMAGED ROOF DECKING.
  3. REPLACE ANY DAMAGED FACIA MATERIAL, SOFFIT, AND VENTS.
  4. REMOVE ALL EPDM ROOFING AND INSULATION ON CONNECTING CORRIDOR, AND PARAPET SECTIONS AT BUILDING CONNECTIONS.
  5. INSTALL NEW ROOFING SYSTEM.
  6. REPLACE ANY DAMAGED FLASHING MATERIALS.
  7. COMPLY WITH ALL OSHA FALL PROTECTION REQUIREMENTS.
  8. PROTECT BUILDING AND GROUNDS DURING CONSTRUCTION, RETURN TO PRE-CONSTRUCTION CONDITIONS.
  9. LEAK TEST ROOF UPON COMPLETION.

ISSUED		DATE		REVISIONS		DATE		DRAWING TITLE		PROJECT TITLE		PROJECT NUMBER		CANANDAIGUA VA MEDICAL CENTER ENGINEERING DEPARTMENT
								CONNECTING CORRIDOR 2-4 PLANS & SECTIONS		REPLACE ROOFS CONNECTING CORRIDORS		528A5-18-512		
								APPROVED PROJECT DIRECTOR YODER, JACOB		LOCATION 400 FORT HILL AVE CANANDAIGUA, NY 14424		BUILDING NUMBER CORRIDORS		
								DATE 10-01-2018		CHECKED ECS		DRAWN DJK		DRAWING NUMBER A-106
												DWG. 09 OF 16		

three inches = one foot  
 one and one half inches = one foot  
 one inch = one foot  
 three quarters inch = one foot  
 one half inch = one foot  
 three eighths inch = one foot  
 one quarter inch = one foot  
 one eighth inch = one foot



**1** ROOF PLAN CC 2/3  
 SCALE 1/8" : 1'



**2** SECTION CC 2/3  
 SCALE 3/4" : 1'

BIDDING NOTES:

- CONNECTING CORRIDOR 2/3 INCLUDED IN BID ALTERNATE #1.

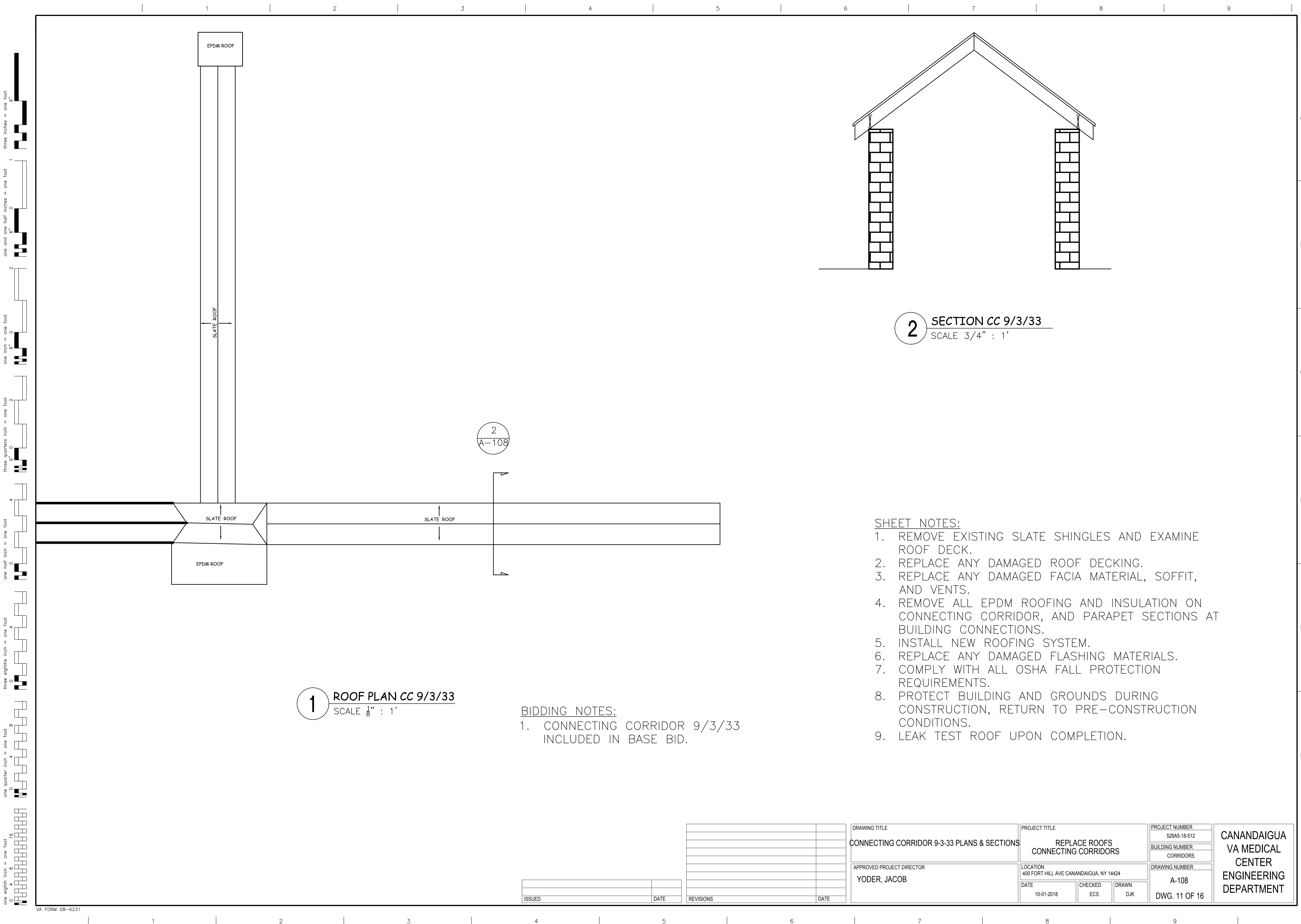
SHEET NOTES:

- REMOVE EXISTING SLATE SHINGLES AND EXAMINE ROOF DECK.
- REPLACE ANY DAMAGED ROOF DECKING.
- REPLACE ANY DAMAGED FACIA MATERIAL, SOFFIT, AND VENTS.
- REMOVE ALL EPDM ROOFING AND INSULATION ON CONNECTING CORRIDOR, AND PARAPET SECTIONS AT BUILDING CONNECTIONS.
- INSTALL NEW ROOFING SYSTEM.
- REPLACE ANY DAMAGED FLASHING MATERIALS.
- COMPLY WITH ALL OSHA FALL PROTECTION REQUIREMENTS.
- PROTECT BUILDING AND GROUNDS DURING CONSTRUCTION, RETURN TO PRE-CONSTRUCTION CONDITIONS.
- LEAK TEST ROOF UPON COMPLETION.

ISSUED	DATE	REVISIONS	DATE

DRAWING TITLE CONNECTING CORRIDOR 2-3 PLANS & SECTIONS		PROJECT TITLE REPLACE ROOFS CONNECTING CORRIDORS		PROJECT NUMBER 528A5-18-512	
APPROVED PROJECT DIRECTOR YODER, JACOB		LOCATION 400 FORT HILL AVE CANANDAIGUA, NY 14424		BUILDING NUMBER CORRIDORS	
DATE 10-01-2018	CHECKED ECS	DRAWN DJK	DRAWING NUMBER A-107		
			DWG. 10 OF 16		

**CANANDAIGUA  
 VA MEDICAL  
 CENTER  
 ENGINEERING  
 DEPARTMENT**



**1** ROOF PLAN CC 9/3/33  
SCALE  $\frac{1}{8}$ " : 1'

**2** SECTION CC 9/3/33  
SCALE  $\frac{3}{4}$ " : 1'

2  
A-108

SHEET NOTES:

1. REMOVE EXISTING SLATE SHINGLES AND EXAMINE ROOF DECK.
2. REPLACE ANY DAMAGED ROOF DECKING.
3. REPLACE ANY DAMAGED FACIA MATERIAL, SOFFIT, AND VENTS.
4. REMOVE ALL EPDM ROOFING AND INSULATION ON CONNECTING CORRIDOR, AND PARAPET SECTIONS AT BUILDING CONNECTIONS.
5. INSTALL NEW ROOFING SYSTEM.
6. REPLACE ANY DAMAGED FLASHING MATERIALS.
7. COMPLY WITH ALL OSHA FALL PROTECTION REQUIREMENTS.
8. PROTECT BUILDING AND GROUNDS DURING CONSTRUCTION, RETURN TO PRE-CONSTRUCTION CONDITIONS.
9. LEAK TEST ROOF UPON COMPLETION.

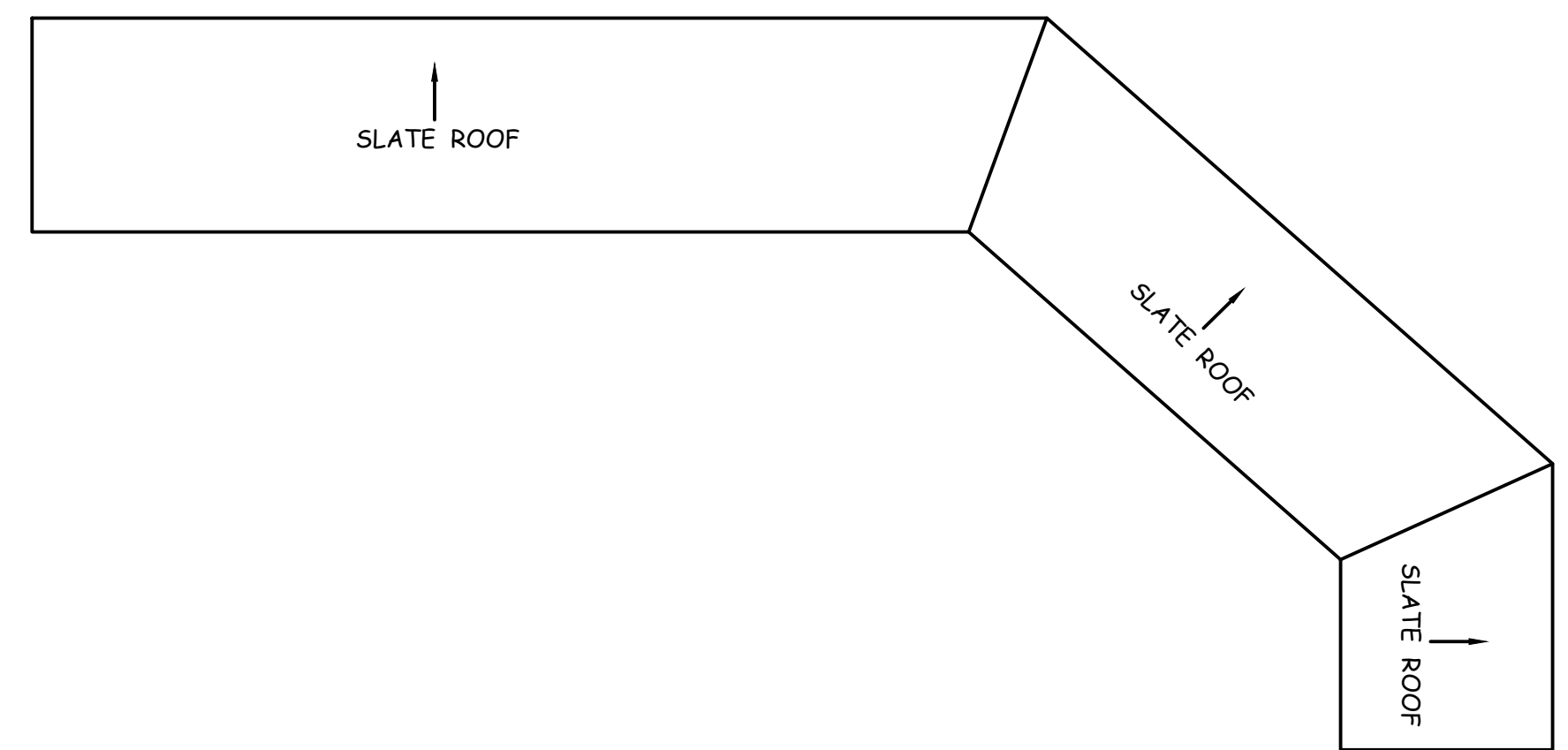
BIDDING NOTES:

1. CONNECTING CORRIDOR 9/3/33 INCLUDED IN BASE BID.

ISSUED		DATE		REVISIONS		DATE		DRAWING TITLE		PROJECT TITLE		PROJECT NUMBER		<b>CANANDAIGUA VA MEDICAL CENTER ENGINEERING DEPARTMENT</b>
								CONNECTING CORRIDOR 9-3-33 PLANS & SECTIONS		REPLACE ROOFS CONNECTING CORRIDORS		528A5-18-512		
								APPROVED PROJECT DIRECTOR YODER, JACOB		LOCATION 400 FORT HILL AVE CANANDAIGUA, NY 14424		BUILDING NUMBER CORRIDORS		
								DATE 10-01-2018		CHECKED ECS		DRAWN DJK		
												DRAWING NUMBER A-108		DWG. 11 OF 16



three inches = one foot  
 one and one half inches = one foot  
 one inch = one foot  
 three quarters inch = one foot  
 one half inch = one foot  
 one quarter inch = one foot  
 three eighths inch = one foot  
 one eighth inch = one foot  
 one eighth inch = one foot



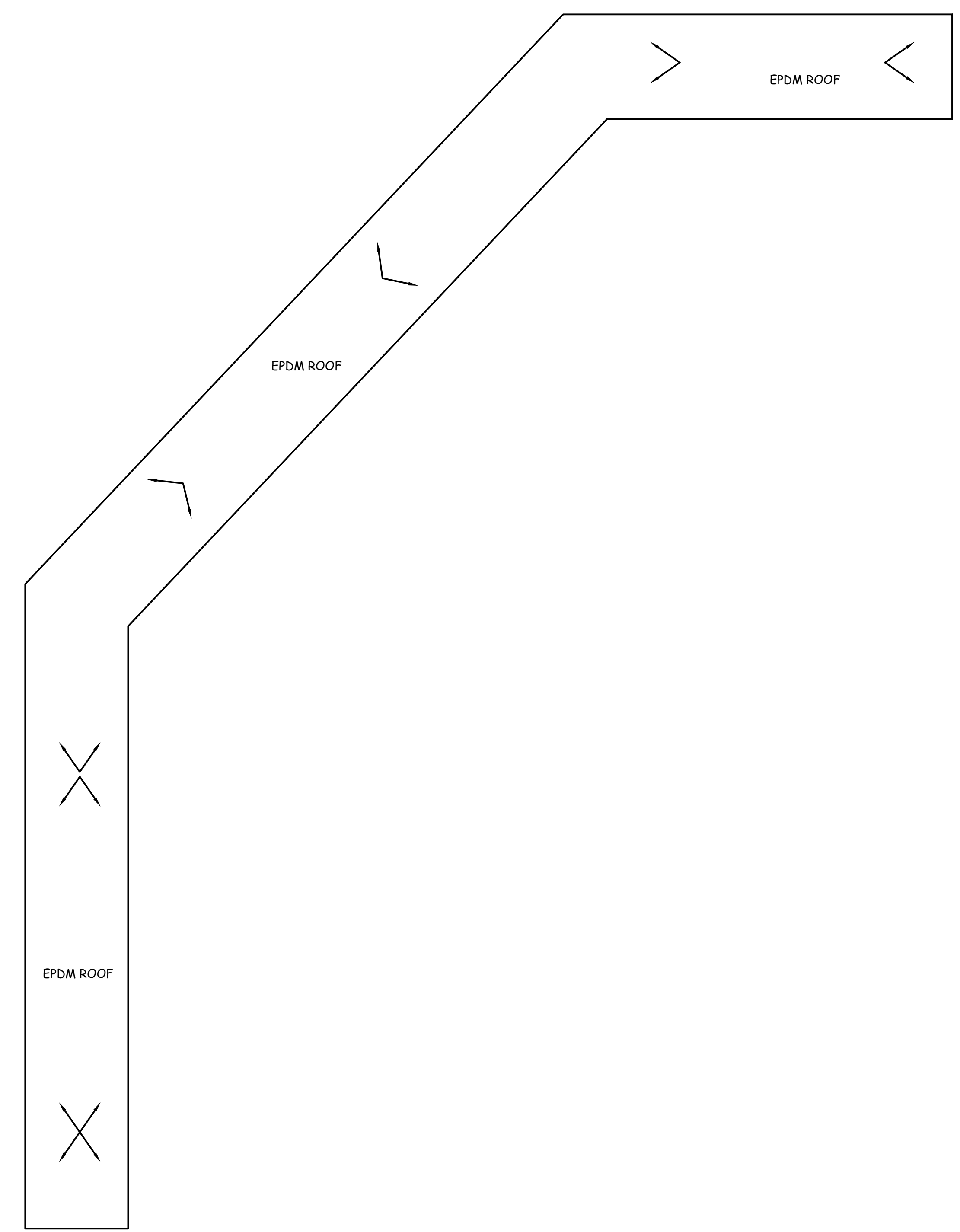
**1** ROOF PLAN CC 36/37  
 SCALE 1/8" : 1'

**SHEET NOTES:**

1. REMOVE EXISTING SLATE SHINGLES AND EXAMINE ROOF DECK.
2. REPLACE ANY DAMAGED ROOF DECKING.
3. REPLACE ANY DAMAGED FACIA MATERIAL, SOFFIT, AND VENTS.
4. INSTALL NEW ROOFING SYSTEM.
5. REPLACE ANY DAMAGED FLASHING MATERIALS.
6. COMPLY WITH ALL OSHA FALL PROTECTION REQUIREMENTS.
7. PROTECT BUILDING AND GROUNDS DURING CONSTRUCTION, RETURN TO PRE-CONSTRUCTION CONDITIONS.
8. LEAK TEST ROOF UPON COMPLETION.

**BIDDING NOTES:**

1. CONNECTING CORRIDOR 36/37 INCLUDED IN BID ALTERNATE #1
2. CONNECTING CORRIDOR 36/118 INCLUDED IN BID ALTERNATE #2.



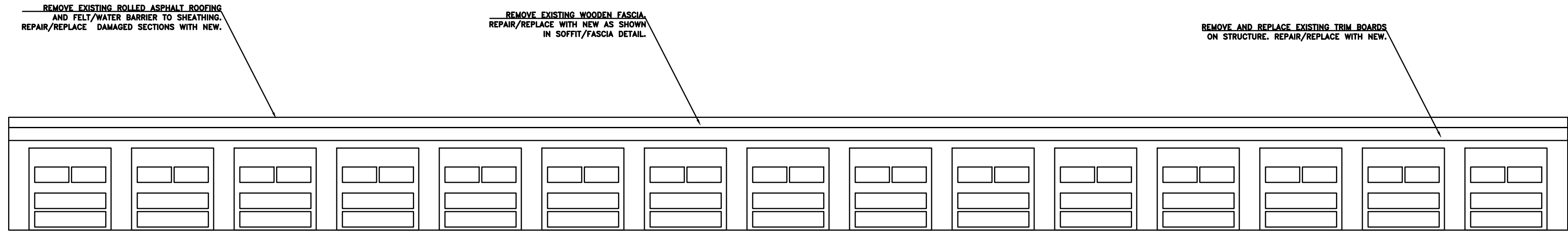
**2** ROOF PLAN CC 36/118  
 SCALE 1/8" : 1'

**EPDM REPAIR NOTES:**

1. CC 36-118 INSPECT AND REPAIR ONLY.
2. INSPECT ROOF SYSTEM FOR ANY DAMAGE, OR EXCESSIVE WEAR.
3. CONTRACTOR TO CLEAN ALL AREAS OF REPAIR WITH MEMBRANE CLEANER PRIOR TO REPAIR.
4. INSTALL 6" PRESSURE SENSITIVE COVER STRIP OVER SEAMS.
5. REPAIR OR REPLACE ALL WALL FLASHINGS, AND COUNTER FLASHINGS AS NECESSARY.
6. IF INSULATION IS COMPROMISED, REMOVE ALL DAMAGED MATERIAL AND REPLACE ROOFING, INSULATION, AND ACCESSORIES AS REQUIRED PER MANUFACTURERS REPAIR SPECIFICATIONS.

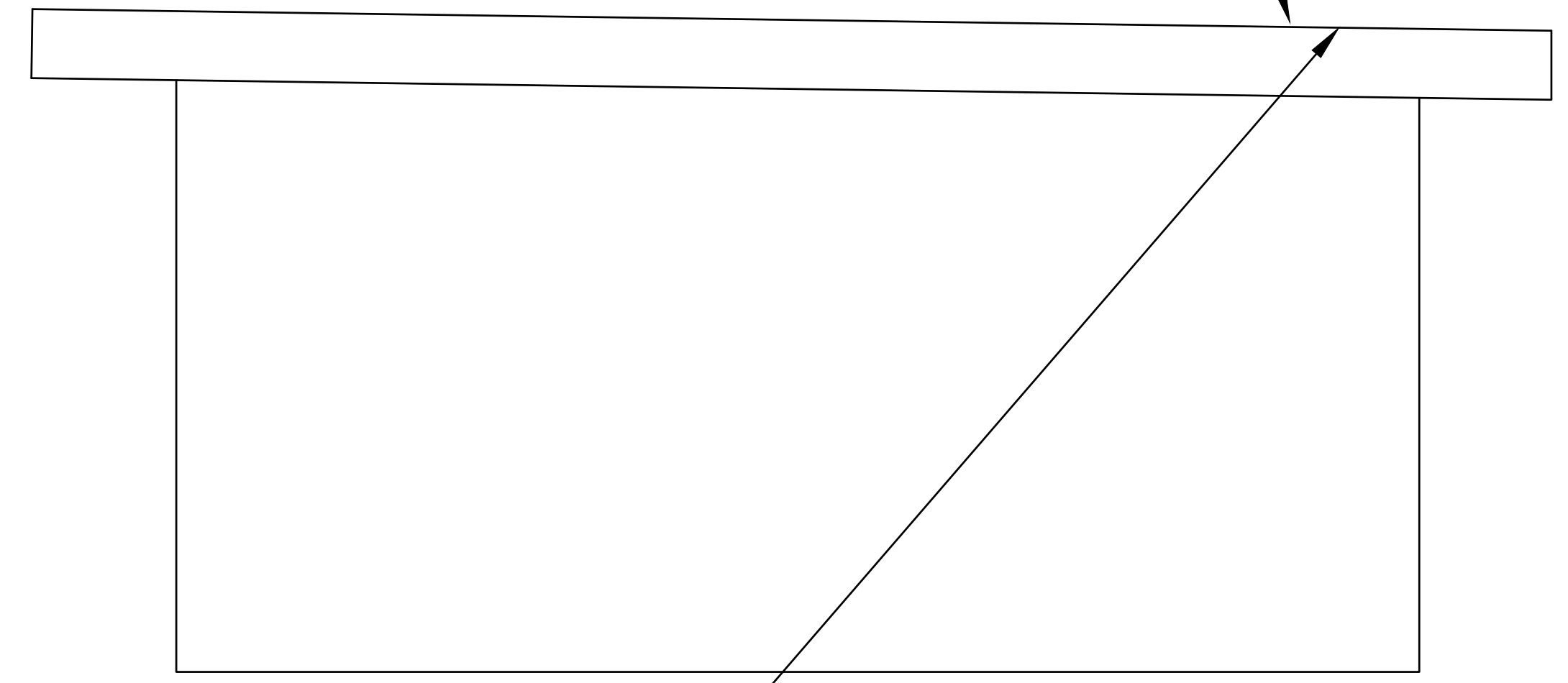
ISSUED		DATE		REVISIONS		DATE		DRAWING TITLE		PROJECT TITLE		PROJECT NUMBER		CANANDAIGUA VA MEDICAL CENTER ENGINEERING DEPARTMENT	
								CONNECTING CORRIDORS 37-36 & 36-118 PLANS AND NOTES		REPLACE ROOFS CONNECTING CORRIDORS		528A5-18-512			
								APPROVED PROJECT DIRECTOR YODER, JACOB		LOCATION 400 FORT HILL AVE CANANDAIGUA, NY 14424		BUILDING NUMBER CORRIDORS			
										DATE 10-01-2018		CHECKED ECS		DRAWN DJK	
												DRAWING NUMBER A-109		DWG. 12 OF 16	

three inches = one foot  
 one and one half inches = one foot  
 one inch = one foot  
 three quarters inch = one foot  
 one half inch = one foot  
 three eighths inch = one foot  
 one quarter inch = one foot  
 one eighth inch = one foot



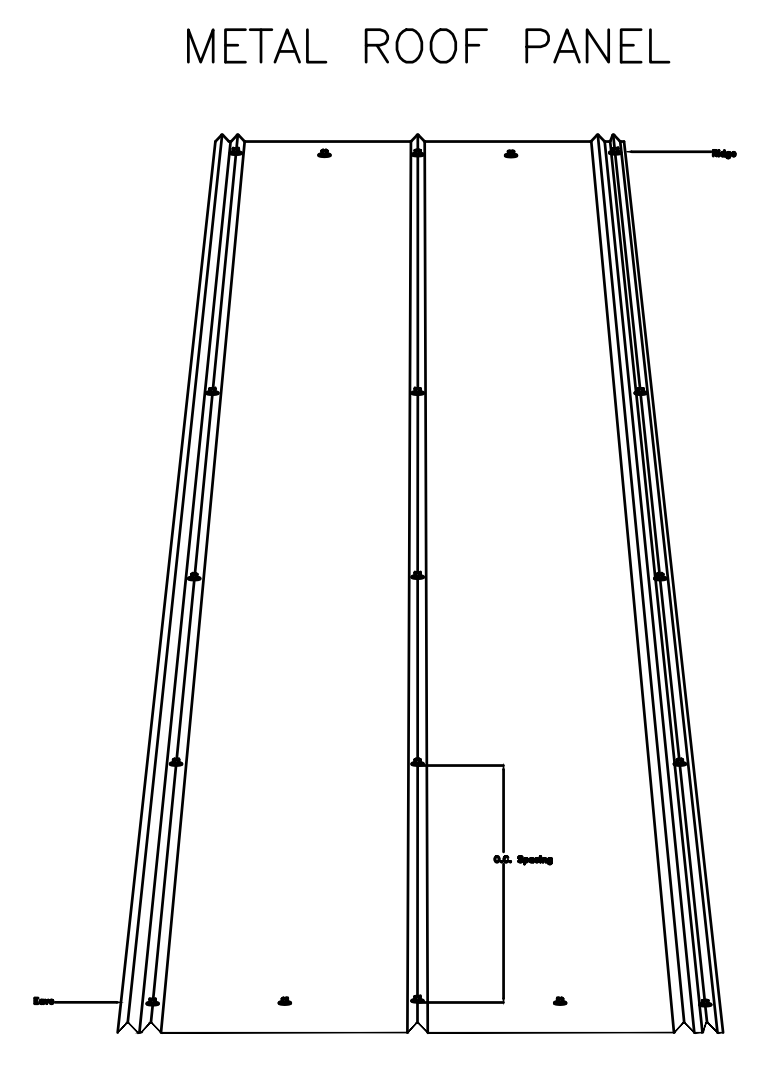
**1 EAST ELEVATION BUILDING 39**  
SCALE  $\frac{1}{8}'' : 1'$

INSTALL NEW #30 FELT WATER BARRIER. ATTACH NEW 5V METAL PANELS TO EXISTING REPAIRED DECK. SEE SOFFIT/FASCIA DETAIL FOR FLASHING/WATERPROOFING REQUIREMENTS.

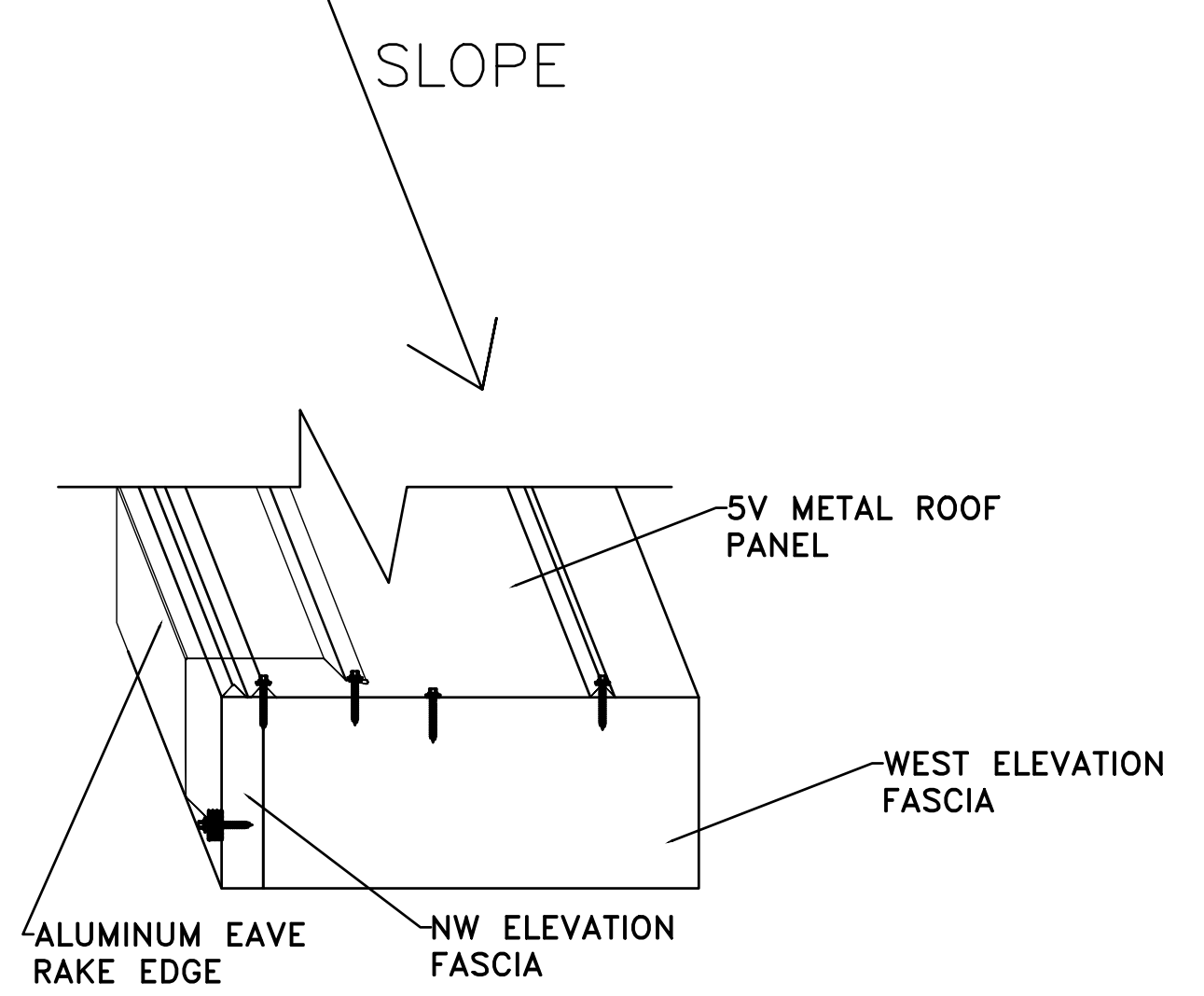


**2 NORTH ELEVATION BUILDING 39**  
SCALE  $\frac{1}{8}'' : 1'$

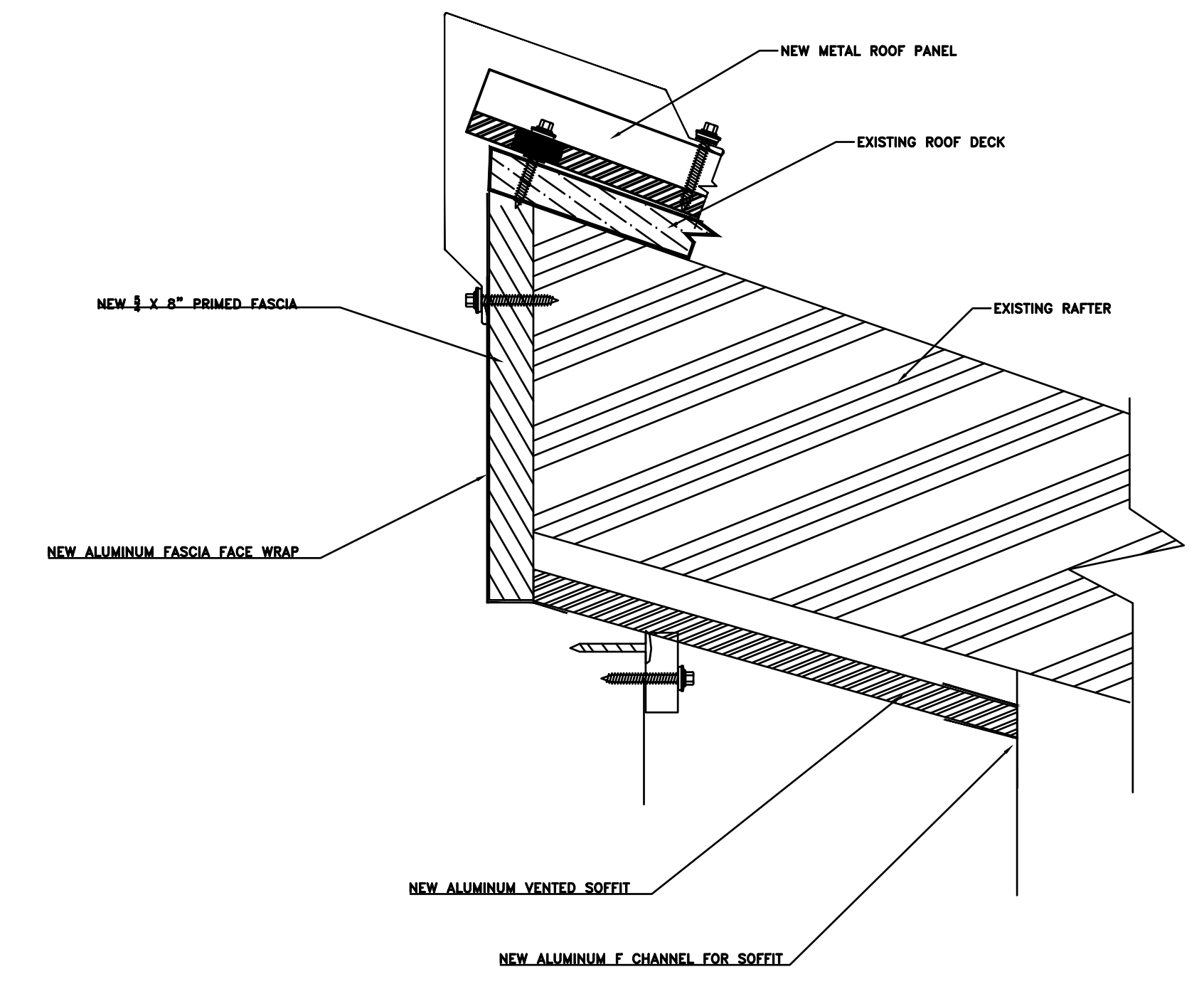
**BIDDING NOTES:**  
1. BUILDING 39 INCLUDED IN BASE BID.



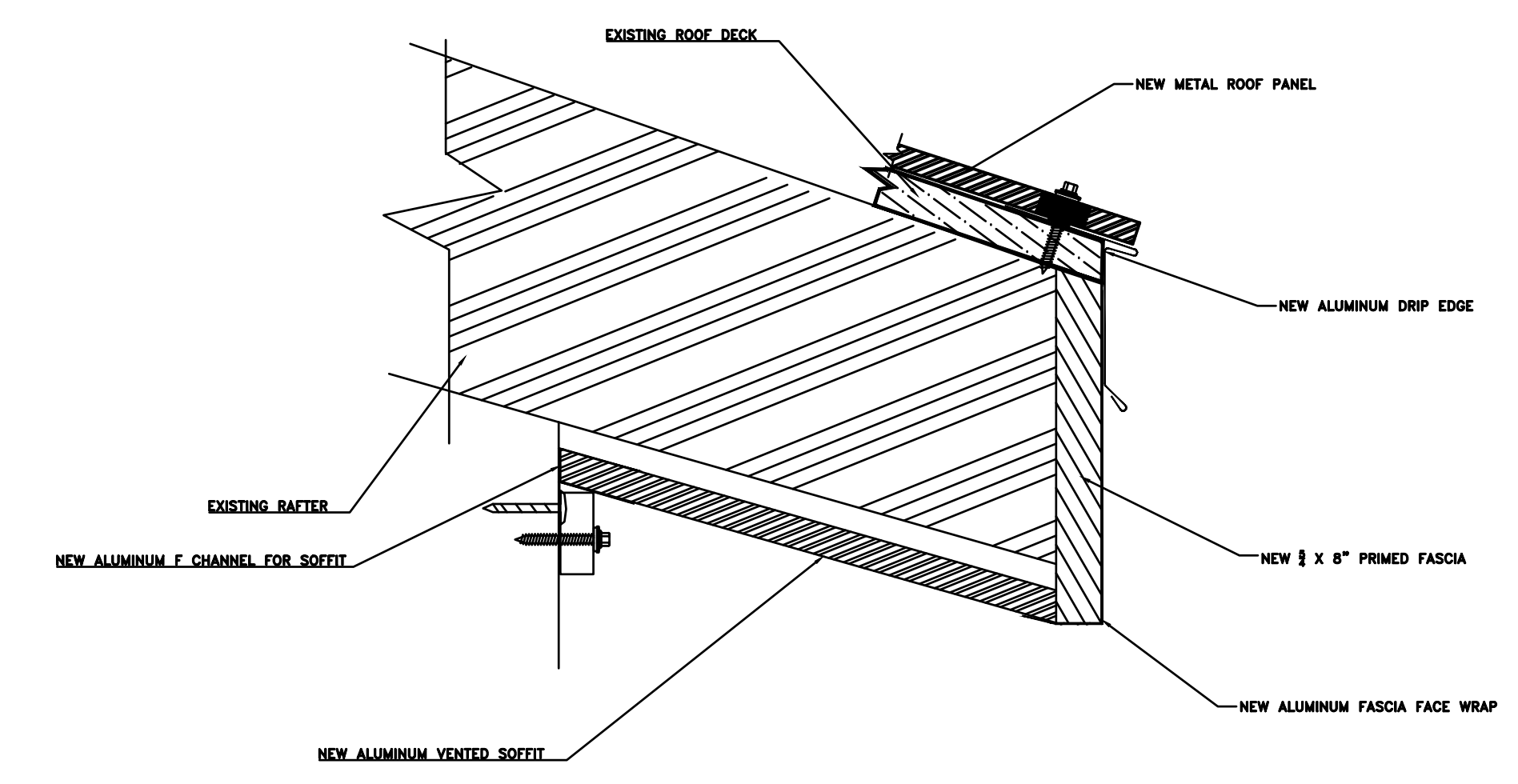
**3 ROOF PANEL DETAIL**  
NTS



**4 RAKE DETAIL**  
NTS



**5 FRONT FASCIA AND SOFFIT DETAIL**  
NTS



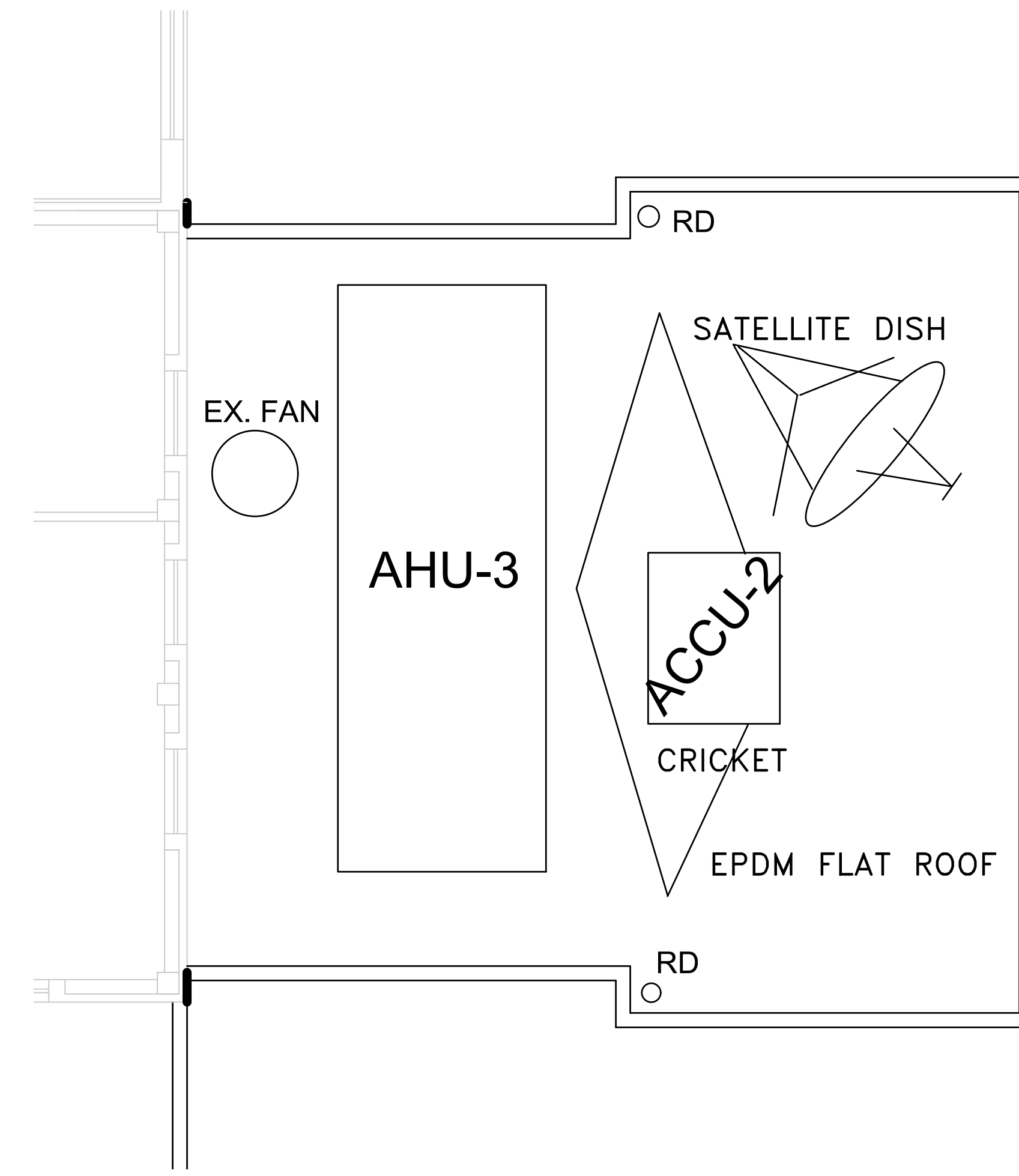
**6 EVE FASCIA AND SOFFIT DETAIL**  
NTS

ISSUED	DATE	REVISIONS	DATE

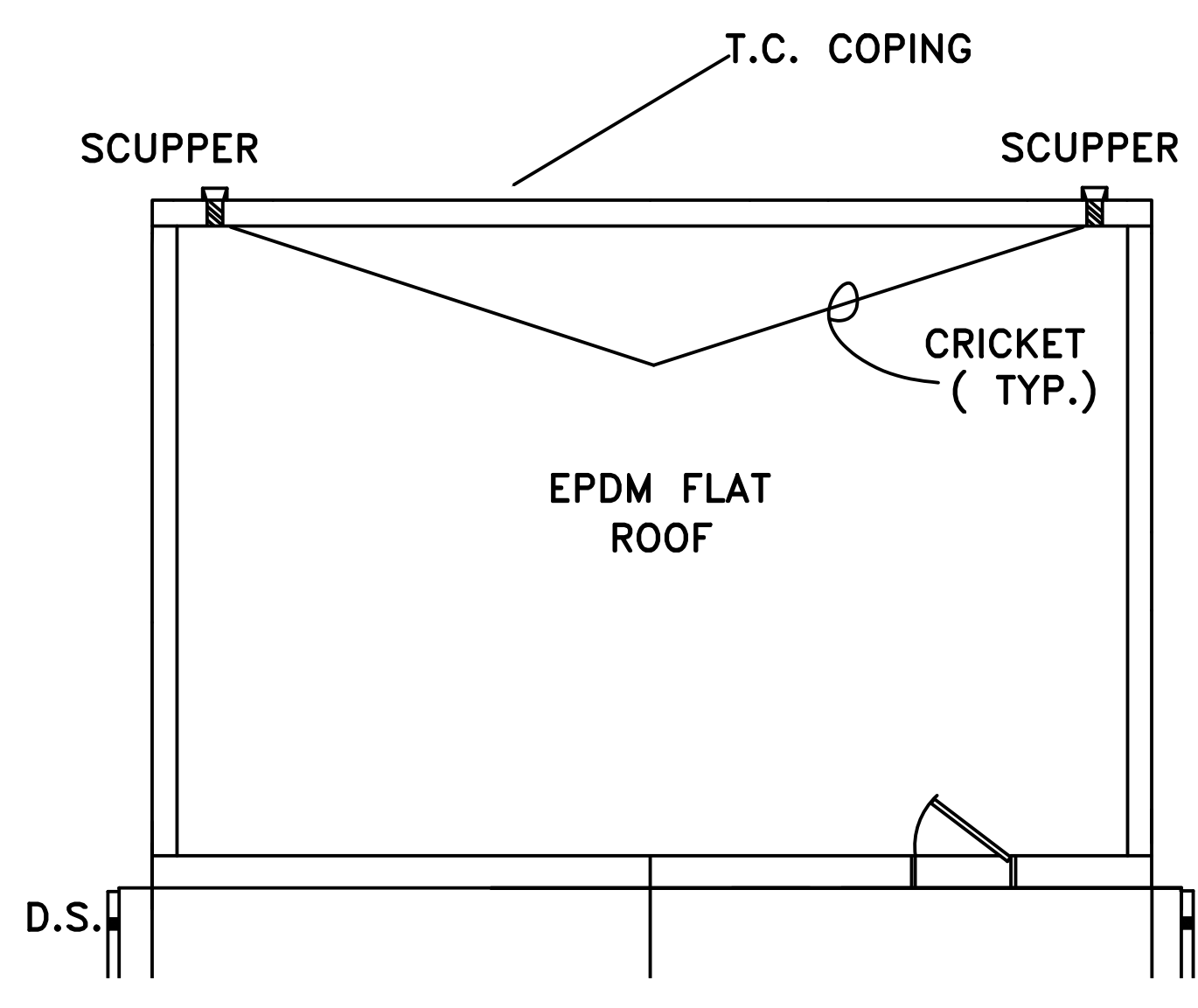
DRAWING TITLE <b>BUILDING 39 PLANS AND SECTIONS</b>		PROJECT TITLE <b>REPLACE ROOFS CONNECTING CORRIDORS</b>		PROJECT NUMBER 528A5-18-512	
APPROVED PROJECT DIRECTOR <b>YODER, JACOB</b>		LOCATION 400 FORT HILL AVE CANANDAIGUA, NY 14424		BUILDING NUMBER 39	
DATE 10-01-2018		CHECKED ECS	DRAWN DJK	DRAWING NUMBER A-110	
				DWG. 13 OF 16	

**CANANDAIGUA  
VA MEDICAL  
CENTER  
ENGINEERING  
DEPARTMENT**

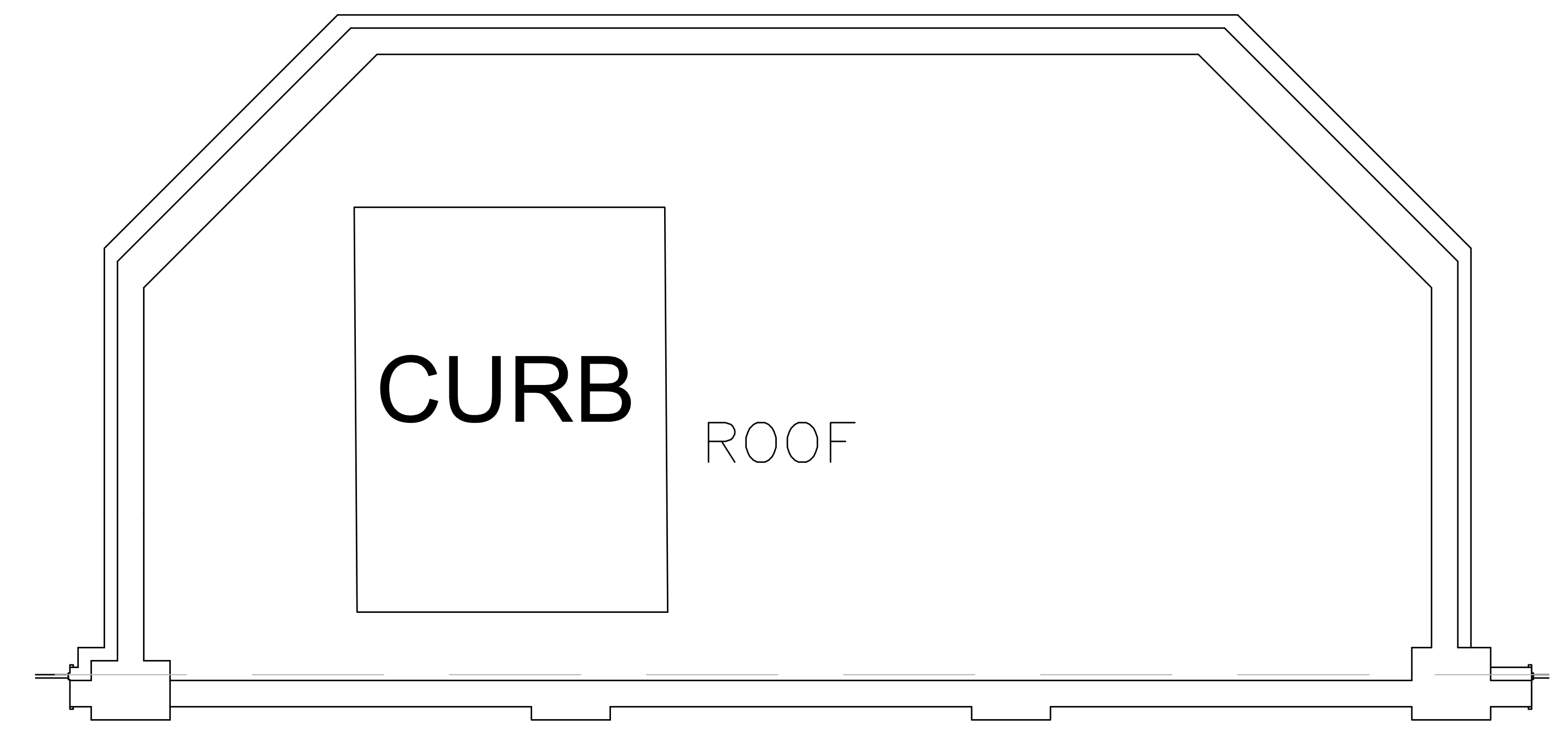
three inches = one foot  
 one and one half inches = one foot  
 one inch = one foot  
 three quarters inch = one foot  
 one half inch = one foot  
 three eighths inch = one foot  
 one eighth inch = one foot  
 one quarter inch = one foot  
 one eighth inch = one foot



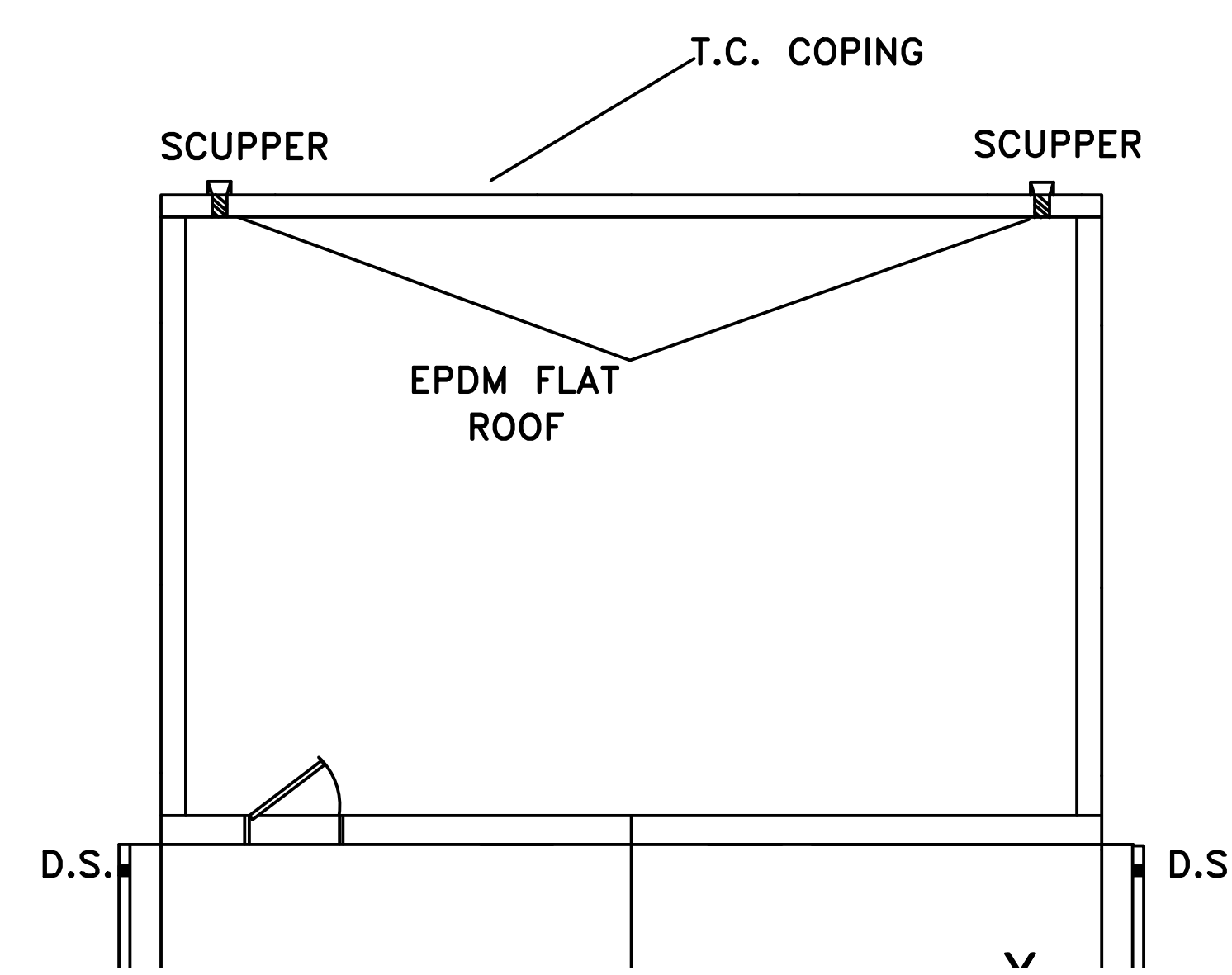
**1** SOUTH FLAT ROOF BLDG 1  
 SCALE 3/16" : 1'



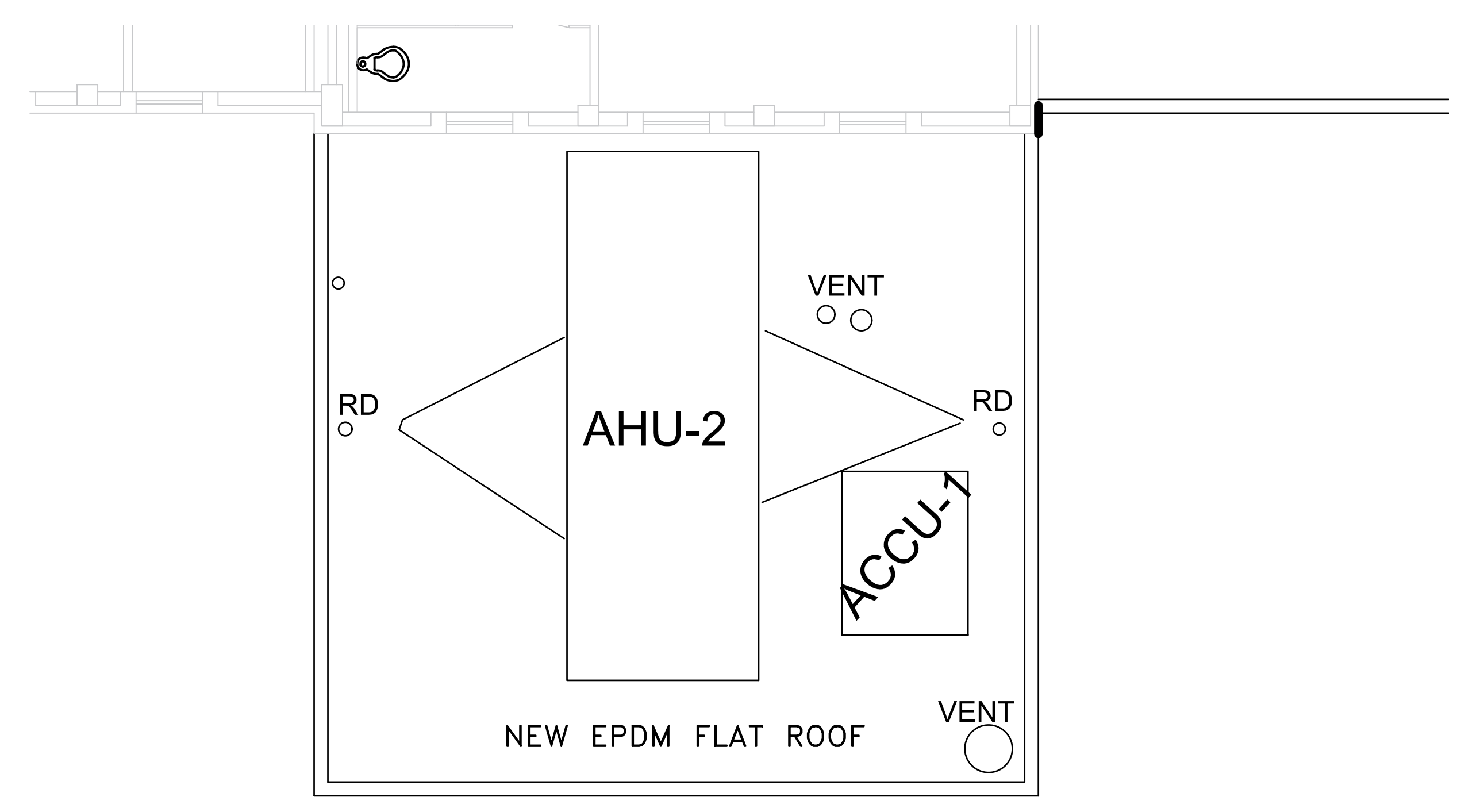
**2** SOUTH FLAT ROOF BLDG 7  
 SCALE 3/8" : 1'



**3** NORTH FLAT ROOF BLDG 5  
 SCALE 3/8" : 1'



**4** NORTH FLAT ROOF BLDG 7  
 SCALE 3/8" : 1'



**5** SOUTH WEST FLAT ROOF BLDG 1  
 SCALE 3/16" : 1'

**SHEET NOTES:**

1. REMOVE EXISTING EPDM ROOFING, INSULATION, FLASHINGS, AND ACCESSORIES. INSPECT ROOF DECK FOR COMPLIANCE WITH MANUFACTURERS SPECIFICATIONS.
2. INSTALL TAPERED INSULATION SYSTEM FULLY ADHERED OR MECHANICALLY FASTENED. TAPERED INSULATION DESIGN BY MANUFACTURE OR MANUFACTURE REPRESENTATIVE.
3. INSTALL .060 FULLY ADHERED REINFORCED EPDM
4. LAYOUT ROOFING SYSTEM IN A MANNER THAT MINIMIZES FIELD SEAMS TO THE GREATEST EXTENT POSSIBLE.
5. USE ONLY THE ACCESSORIES SPECIFIED BY THE MANUFACTURER TO PROVIDE A FULL LABOR AND MATERIAL WARRANTY.
6. CUT ALL REGLETS INTO MASONRY PRIOR TO LAYING NEW MATERIAL.
7. COMPLY WITH ALL OSHA FALL PROTECTION REQUIREMENTS.
8. PROTECT BUILDING AND GROUNDS DURING CONSTRUCTION, RETURN TO PRECONSTRUCTION CONDITIONS.
9. LEAK TEST ROOF UPON COMPLETION.

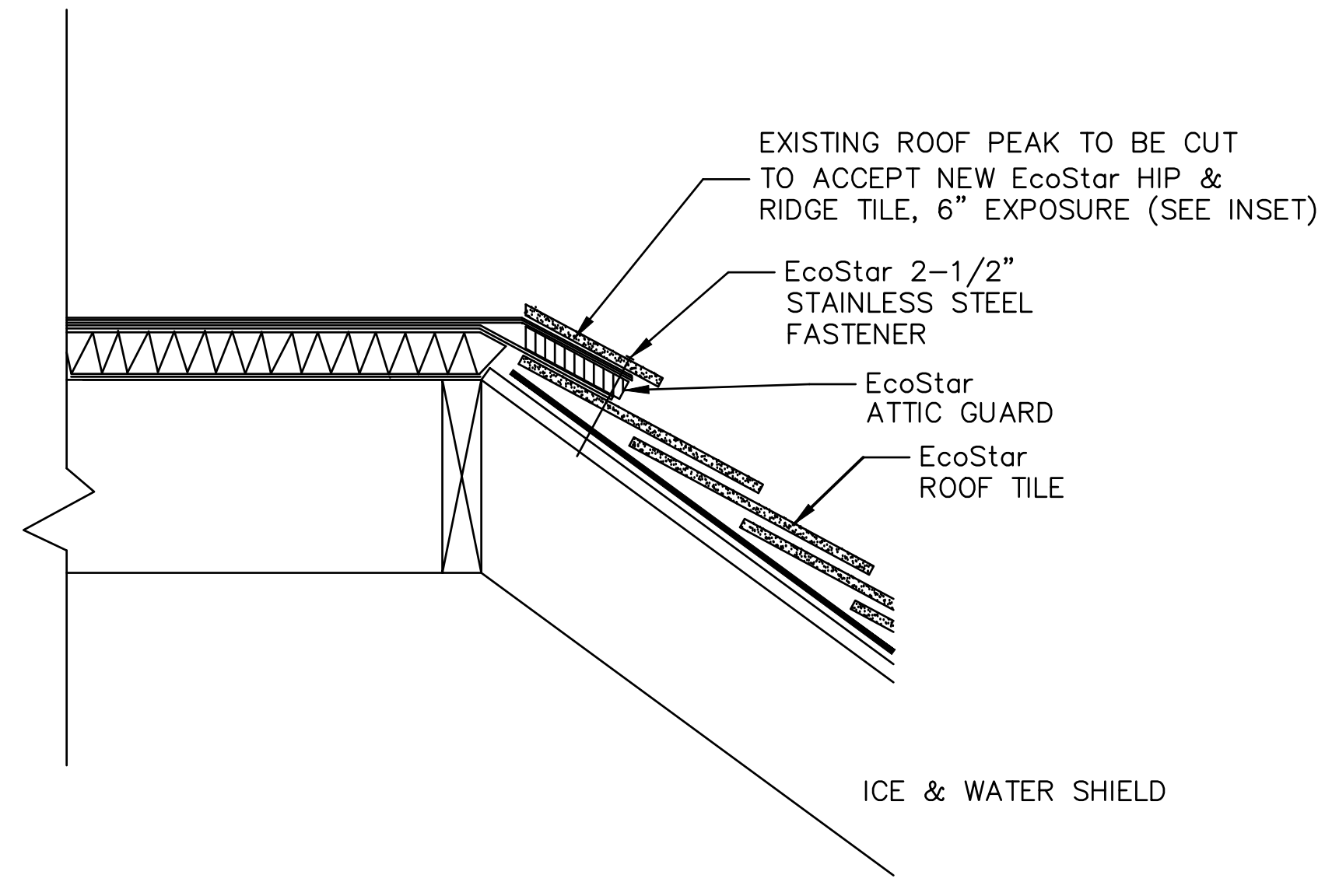
**BIDDING NOTES:**

1. BASE BID TO INCLUDE REPAIR ONLY OF 4 FLAT ROOFS (SOUTH BLDG 1, BUILDING 5, BUILDING 7).
2. BID ALTERNATE #2 TO INCLUDE FULL DEMOLITION OF ROOFING, ACCESSORIES, INSULATION AND REPLACE WITH A FULLY WARRANTED ROOFING SYSTEM 4 FLAT ROOFS (SOUTH BLDG 1, BUILDING 5, BUILDING 7).
3. SOUTH WEST FLAT ROOF BUILDING 1 INCLUDED IN BID ALTERNATE #3 ONLY.

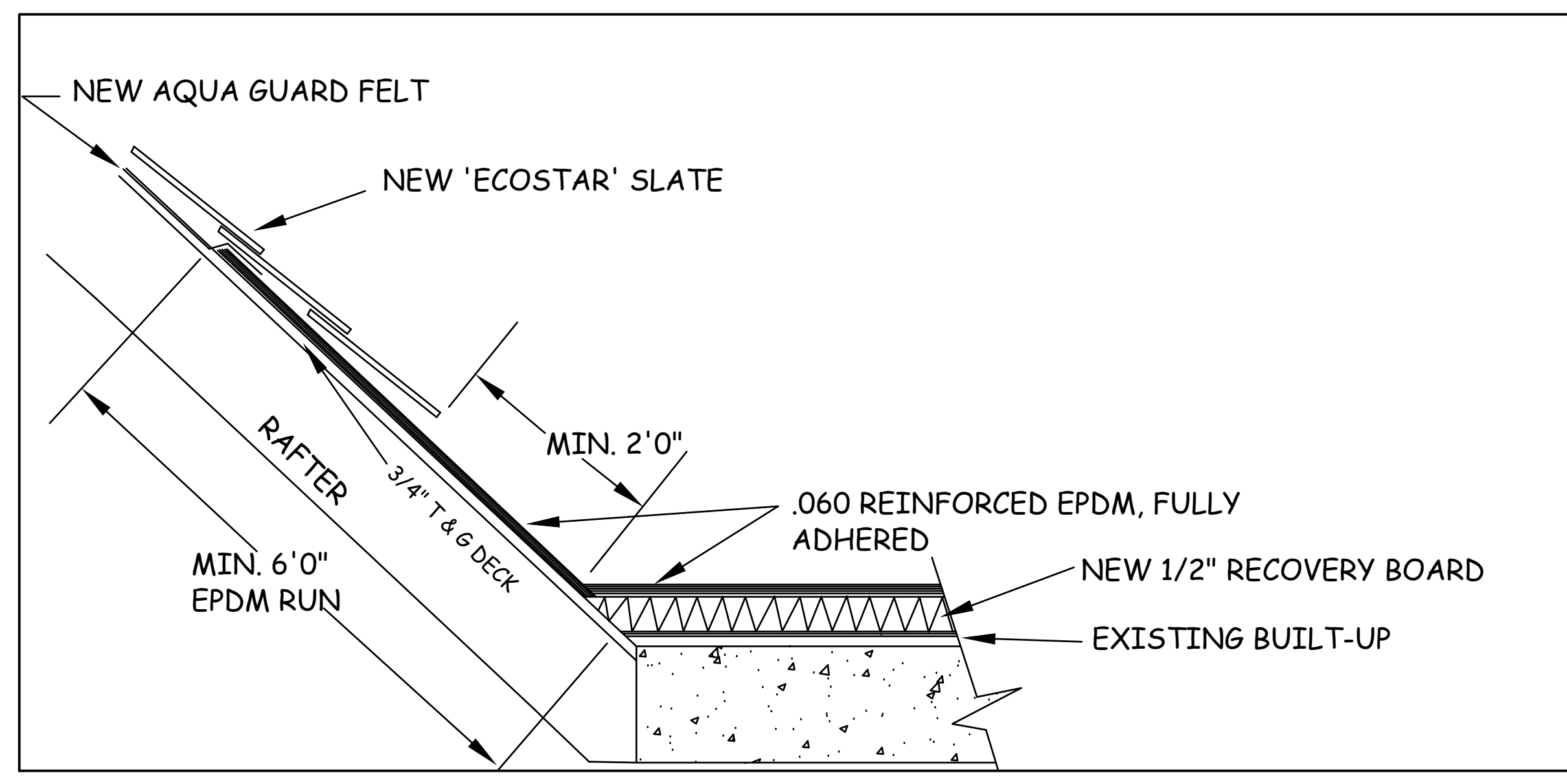
ISSUED		DATE		REVISIONS		DATE		DRAWING TITLE <b>ROOFING DETAILS</b>		PROJECT TITLE <b>REPLACE ROOFS CONNECTING CORRIDORS</b>		PROJECT NUMBER 528A5-18-512		CANANDAIGUA VA MEDICAL CENTER ENGINEERING DEPARTMENT			
APPROVED PROJECT DIRECTOR YODER, JACOB				LOCATION 400 FORT HILL AVE CANANDAIGUA, NY 14424				DATE 10-01-2018		CHECKED ECS		DRAWN DJK				BUILDING NUMBER CORRIDORS	
										DRAWING NUMBER A-111		DWG. 14 OF 16					



three inches = one foot  
 one and one half inches = one foot  
 one inch = one foot  
 three quarters inch = one foot  
 one half inch = one foot  
 three eighths inch = one foot  
 one quarter inch = one foot  
 one eighth inch = one foot

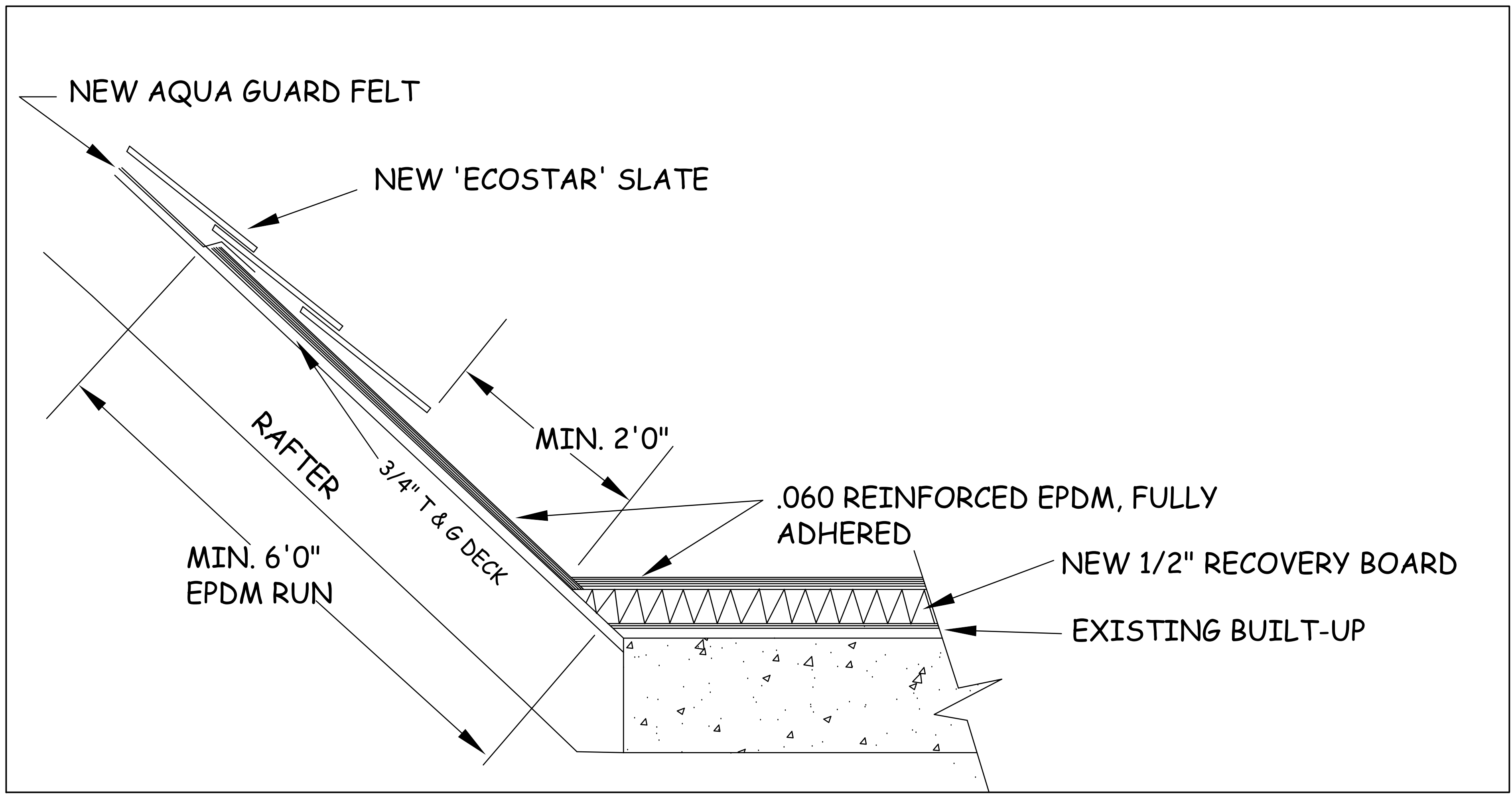


**1** SLATE ROOF AT EPDM  
*NTS*

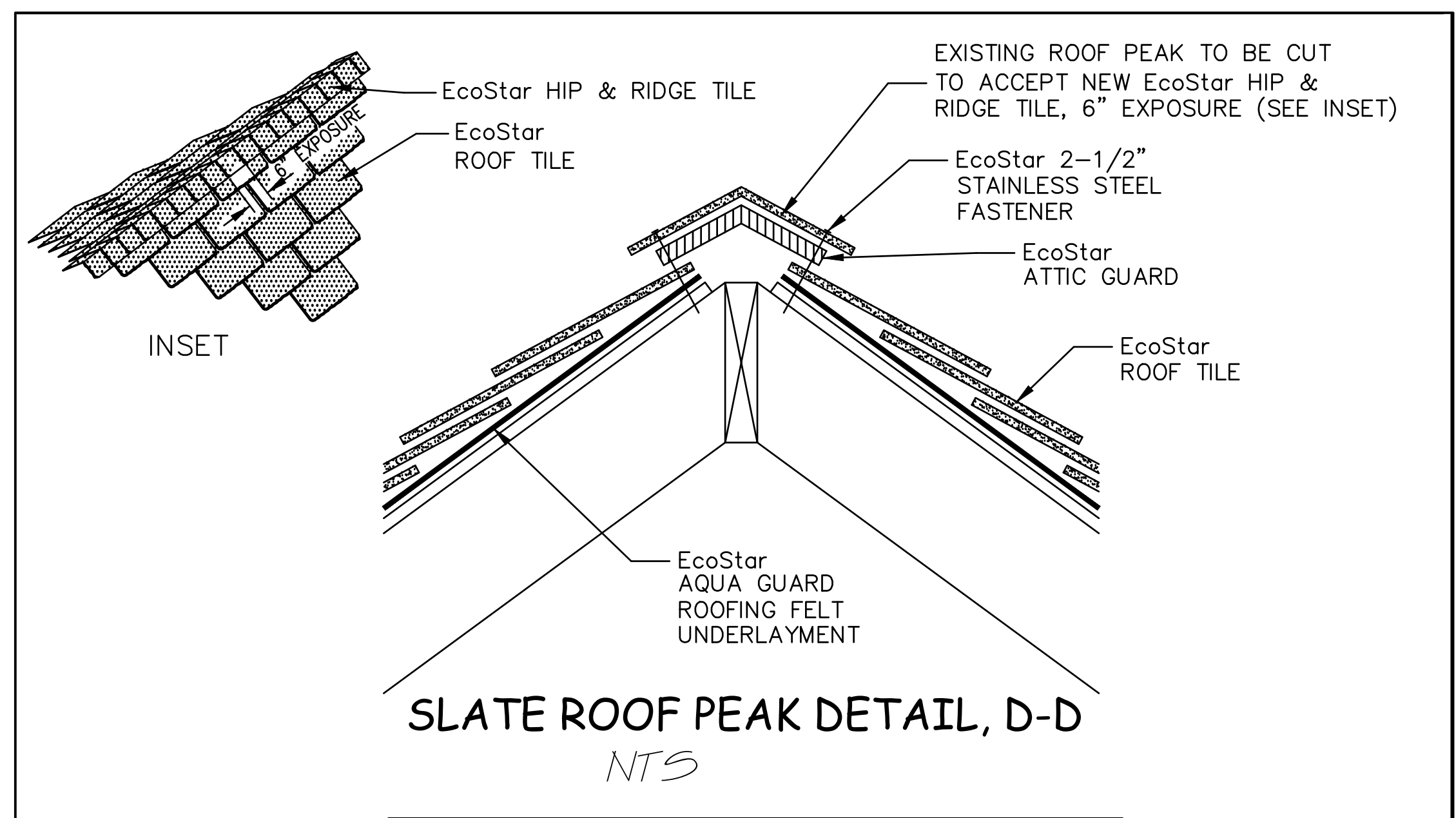


**2** SLATE ROOF AT EPDM  
*NTS*

- GENERAL NOTES**
1. MANUFACTURES SPECIFICATION SUPERCEDE THESE DRAWINGS.
  2. CONTRACTOR TO ENSURE ROOF SUB-STREIGHT IS DRY AND CLEAN PRIOR TO INSTALLATION OF INSULATION
  3. CONTRACTOR WILL INSPECT ALL EXISTING FLASHING AND REPLACE AS NECESSARY



**3** EPDM TO SLATE  
*NTS*



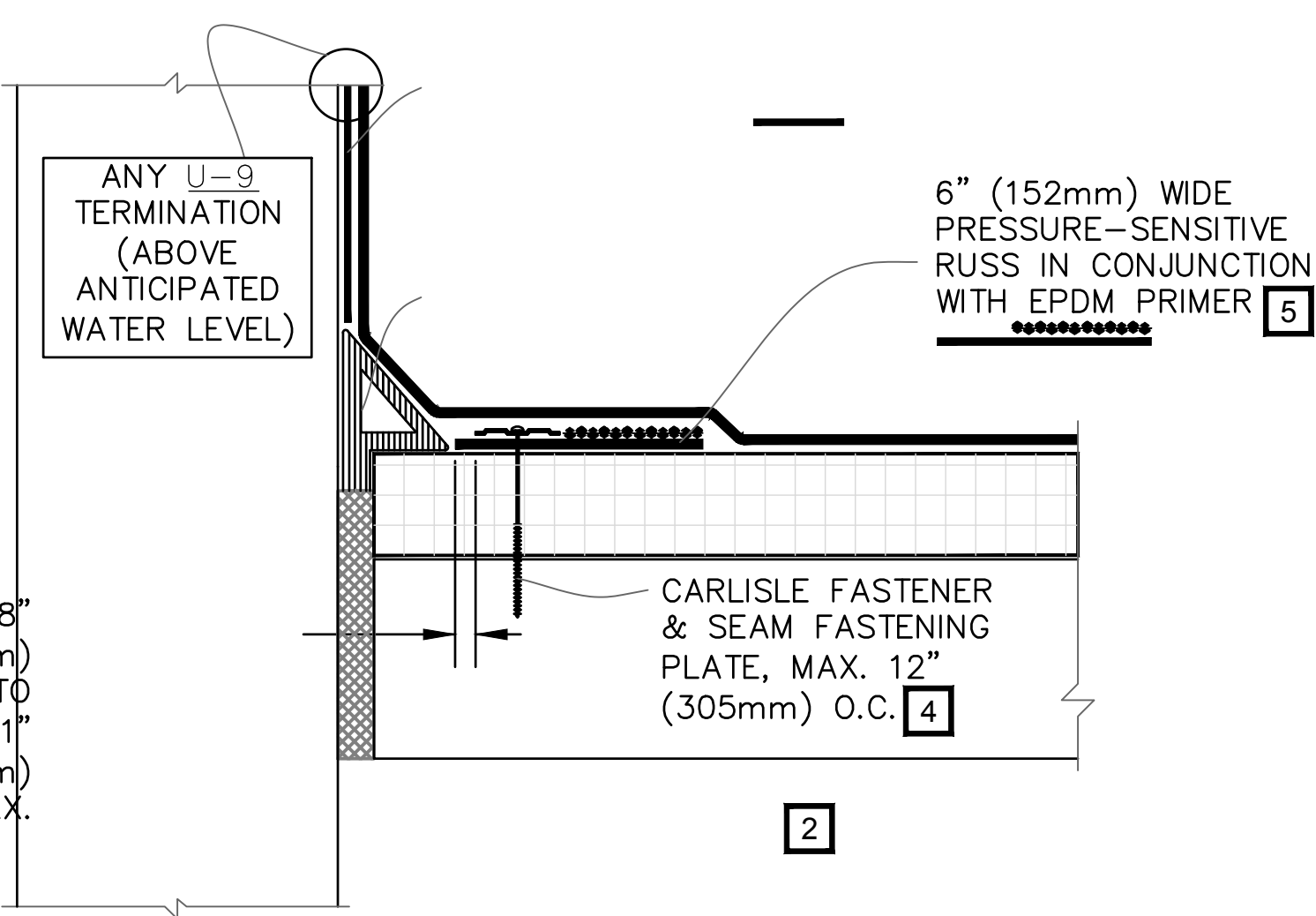
**4** SLATE ROOF AT PEAK  
*NTS*

ISSUED	DATE	REVISIONS	DATE

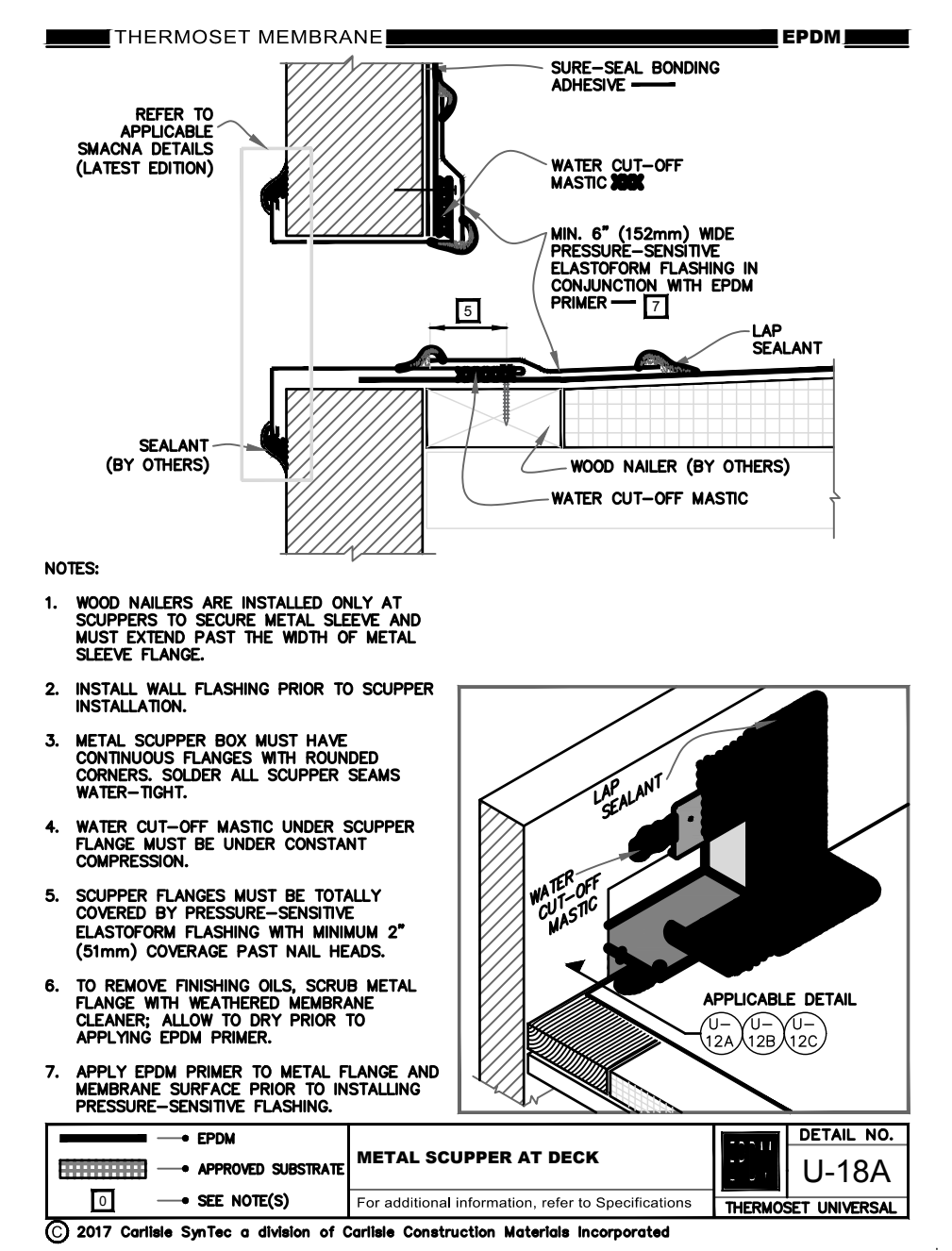
DRAWING TITLE <b>ROOFING DETAILS</b>	PROJECT TITLE <b>REPLACE ROOFS CONNECTING CORRIDORS</b>		PROJECT NUMBER 528A5-18-512
	APPROVED PROJECT DIRECTOR <b>YODER, JACOB</b>		BUILDING NUMBER CORRIDORS
DATE 10-01-2018	CHECKED ECS	DRAWN DJK	DRAWING NUMBER A-501
			DWG. 15 OF 16

**CANANDAIGUA  
 VA MEDICAL  
 CENTER  
 ENGINEERING  
 DEPARTMENT**

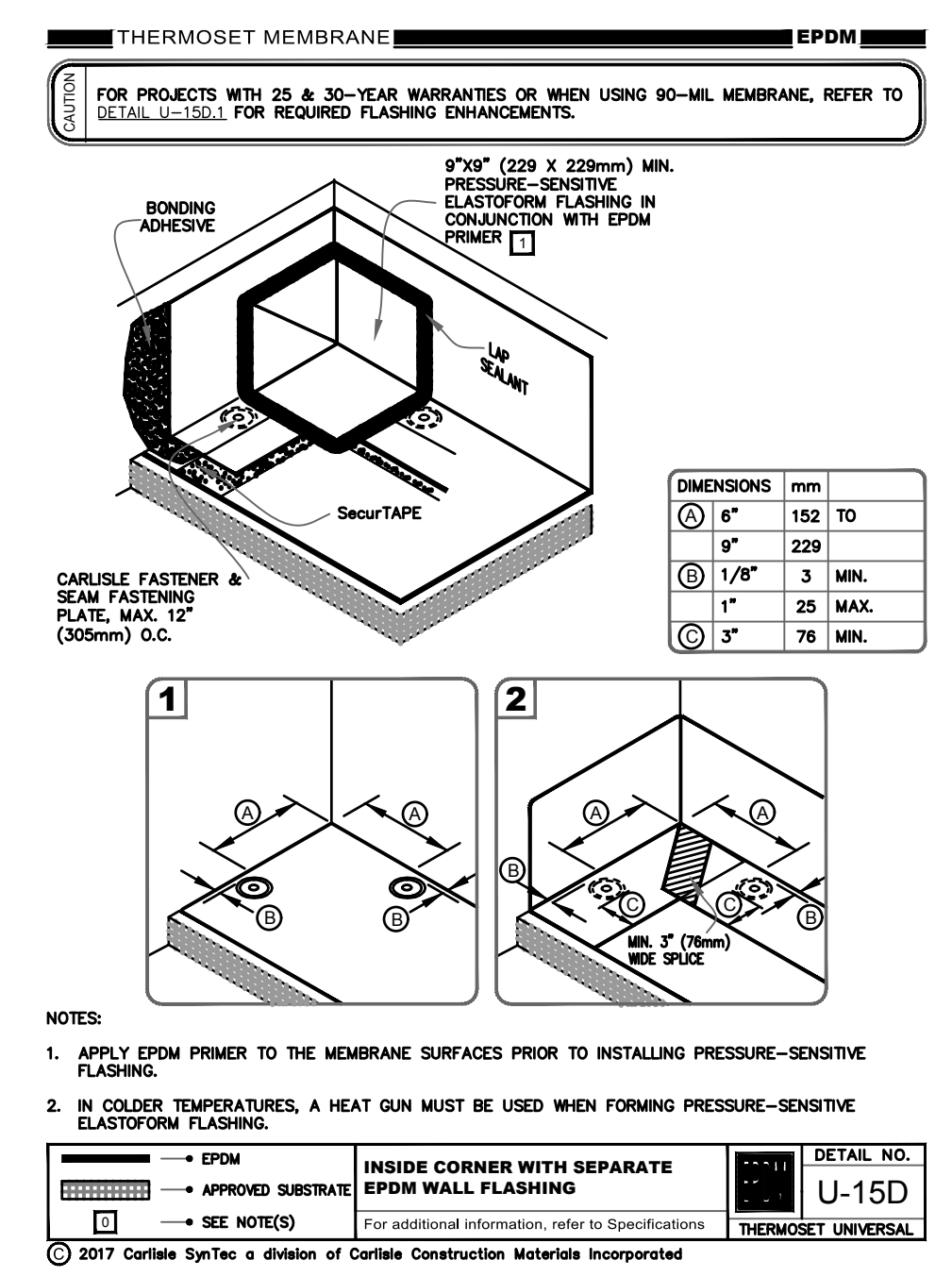
three inches = one foot  
 one and one half inches = one foot  
 one inch = one foot  
 three quarters inch = one foot  
 one half inch = one foot  
 three eighths inch = one foot  
 one quarter inch = one foot  
 one eighth inch = one foot



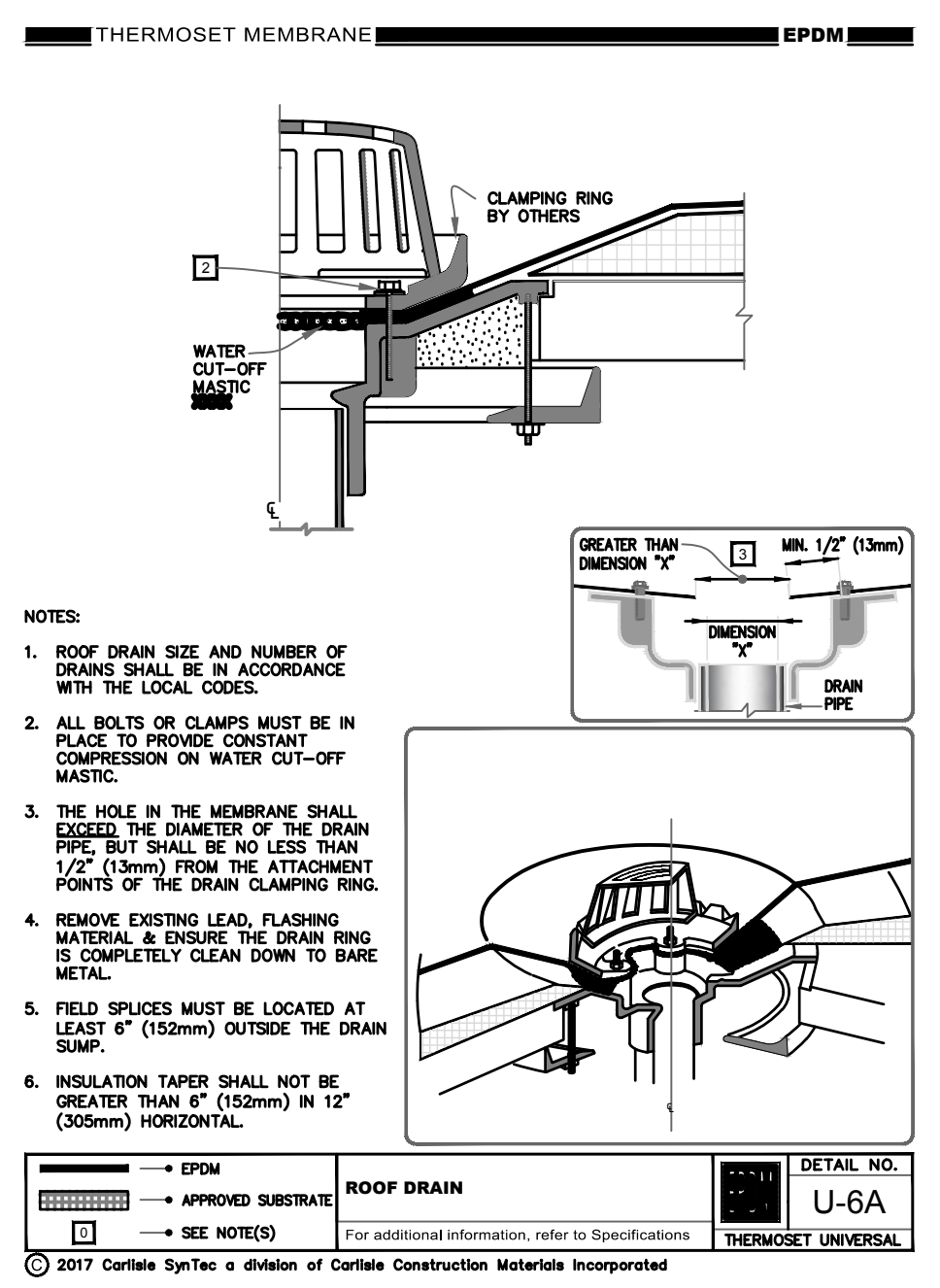
**1** EXPANSION JOINT AT WALL  
 NTS



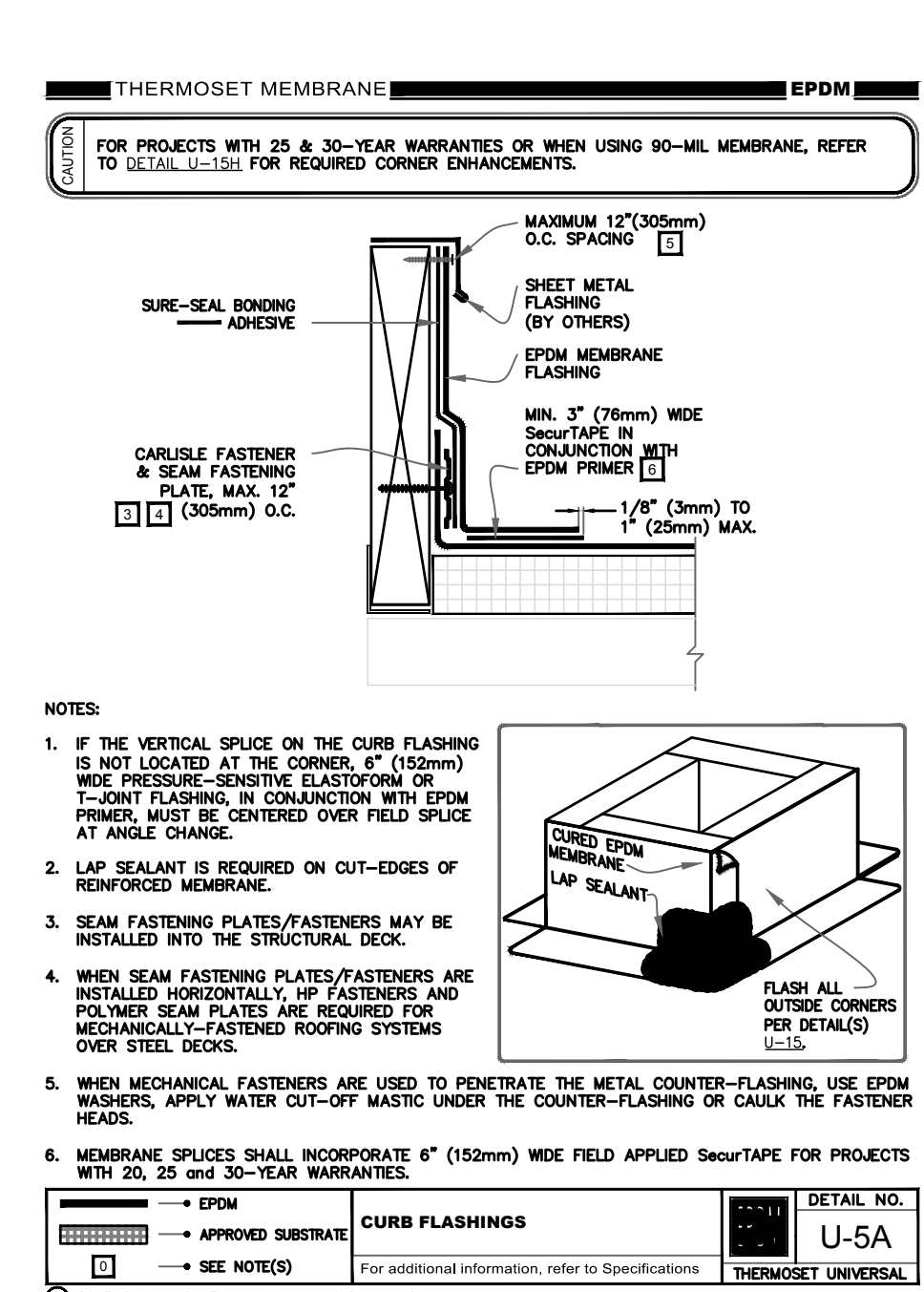
**4** SCUPPER DETAIL  
 NTS



**2** CORNER FLASHING  
 NTS



**5** DRAIN DETAIL  
 NTS



**3** CURB FLASHING  
 NTS

- GENERAL NOTES**
1. MANUFACTURER'S SPECIFICATION SUPERCEDES THESE DRAWINGS, HOWEVER MUST BE SUBMITTED AND APPROVED BY THE GOVERNMENT.
  2. CONTRACTOR TO ENSURE ROOF SUB-STRAIGHT IS DRY AND CLEAN PRIOR TO INSTALLATION OF INSULATION.
  3. CONTRACTOR WILL INSPECT ALL EXISTING FLASHING AND REPLACE AS NECESSARY.
  4. CONTRACTOR TO MAINTAIN A SHELF STOCK LOG TRACKING SHELF LIFE EXPIRATION AND PROVIDE TO GOVERNMENT UPON REQUEST.

ISSUED	DATE	REVISIONS	DATE
--------	------	-----------	------

DRAWING TITLE <b>EPDM ROOFING DETAILS</b>	PROJECT TITLE <b>REPLACE ROOFS CONNECTING CORRIDORS</b>	PROJECT NUMBER 528A5-18-512	DRAWING NUMBER <b>A-502</b>
		BUILDING NUMBER CORRIDORS	
APPROVED PROJECT DIRECTOR <b>YODER, JACOB</b>	LOCATION 400 FORT HILL AVE CANANDAIGUA, NY 14424	DATE 10-01-2018	
		CHECKED ECS	DRAWN DJK
		DWG. 16 OF 16	

**CANANDAIGUA  
 VA MEDICAL  
 CENTER  
 ENGINEERING  
 DEPARTMENT**