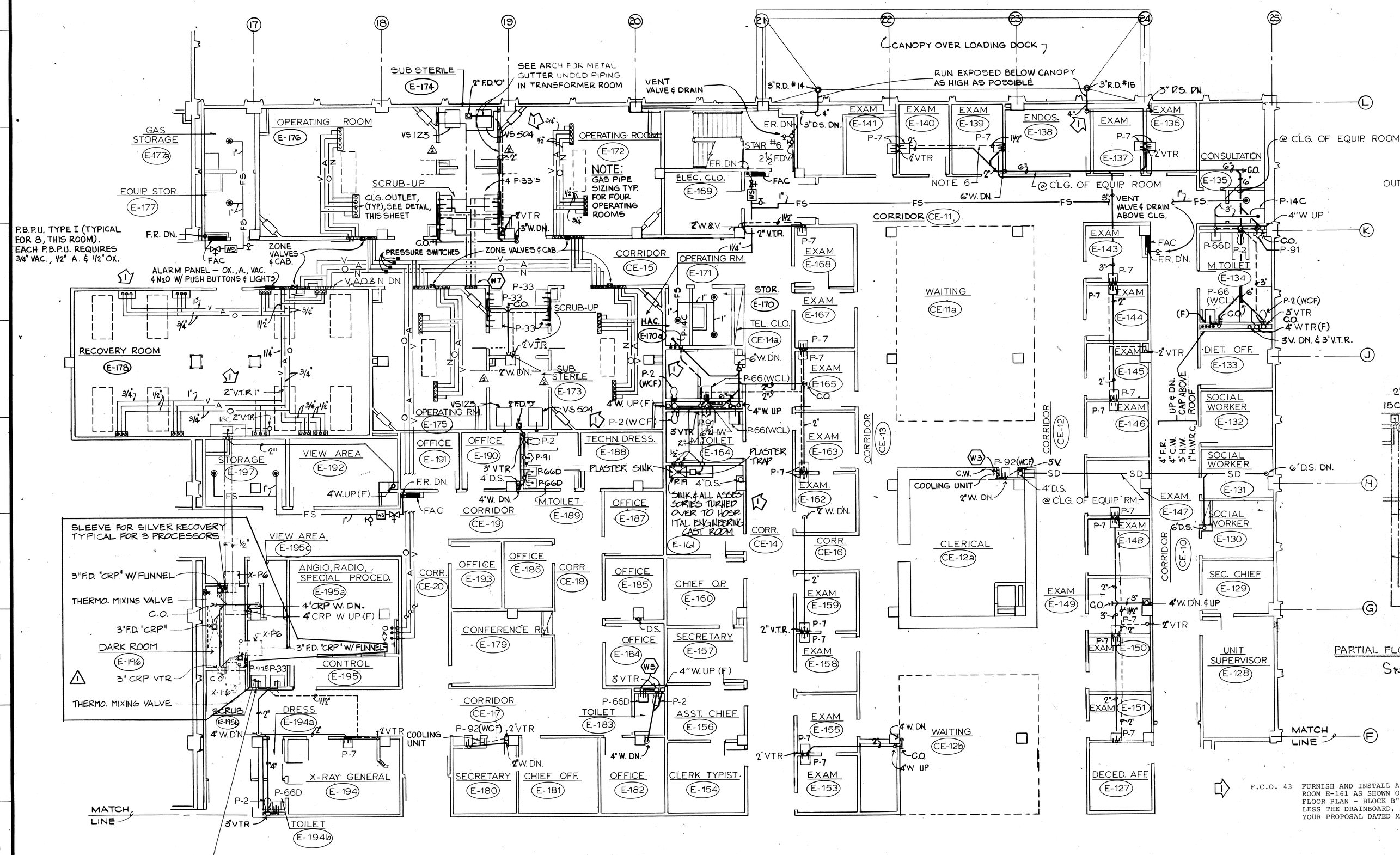

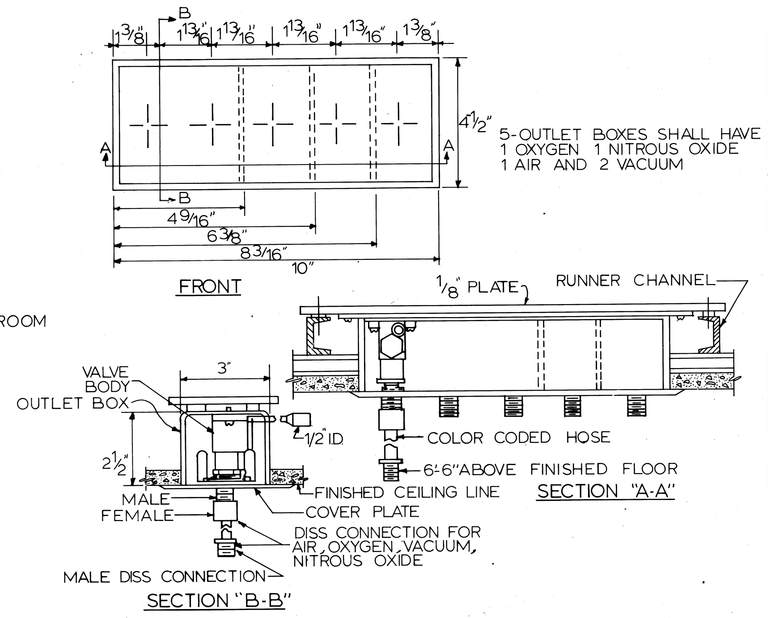

CEILING MEDICAL GAS DISPENSING UNIT
NOT TO SCALE

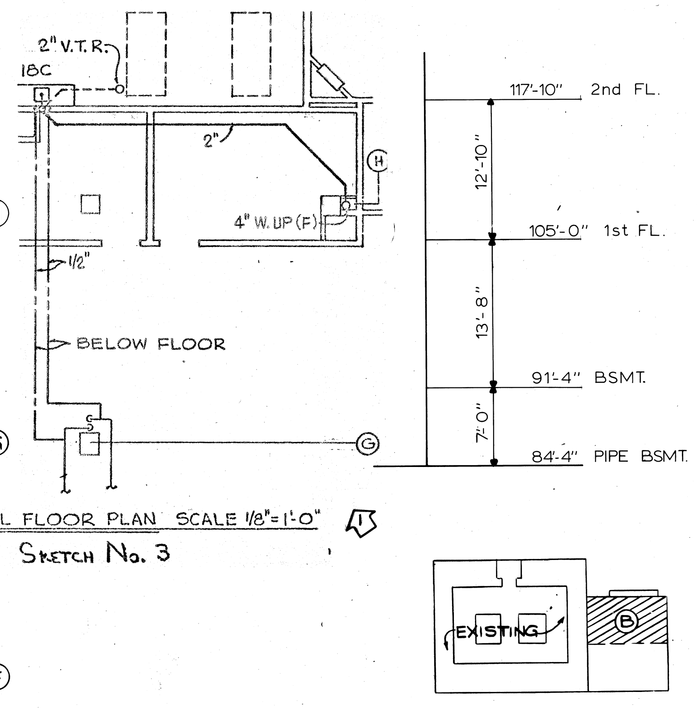

PARTIAL FLOOR PLAN SCALE 1/8"=1'-0"
SKETCH No. 3

F.C.O. 43 FURNISH AND INSTALL A P-19 PLASTER SINK IN ROOM E-161 AS SHOWN ON SKETCH "PARTIAL FIRST FLOOR PLAN - BLOCK B" DATED 3 FEBRUARY 1977, LESS THE DRAINBOARD, ALL IN ACCORDANCE WITH YOUR PROPOSAL DATED MARCH 25, 1977.

FIRST FLOOR PLAN - BLOCK 'B' - PLUMBING
SCALE: 1/8" = 1'-0"

NOTE: FOR NOTES & SYMBOLS, SEE DRAWING NO. 1-P1

2-8-2-0468

NO.	DATE	DESCRIPTION
1	6-30-78	"AS BUILT" DRAWINGS
2	1-31-77	ADD. DOORS OPERATING SUITE
1	9-28-76	MODIFICATION OF X-RAY AREA PLUMBING

REVISIONS

SHEET TITLE: PLUMBING - FIRST FLOOR PLAN - BLOCK 'B'

BLDG. NO. 1 — PROJECT TITLE: CLINICAL IMPROVEMENTS PHASE I

DRAWN — CHECKED — DATE: SEP'T. 8, 1975

STEVENS & WALTON ARCHITECTS, INC. ORLANDO, FLORIDA 32805 AND SHERLOCK, SMITH & ADAMS, INC. ARCHITECTS & ENGINEERS MONTGOMERY, ALABAMA 36111

DRAWING NUMBER: 1-P6 — DWG. 70 OF 148

PROJECT NUMBER: 573-008

APPROVED: SERVICE DIRECTOR

VETERANS ADMINISTRATION

LOCATION: VAH, GAINESVILLE, FLORIDA

ALABAMA SHERLOCK, SMITH & ADAMS, INC. ARCH. 426 Montgomery, Ala. REGISTERED ARCHITECTS & ENGINEERS

ALABAMA REGISTERED No. 5167 ENGINEER JESSIE E. HUGHES

THREE INCHES EQUALS ONE FOOT — ONE AND ONE HALF INCHES EQUALS ONE FOOT — ONE INCH EQUALS ONE FOOT — THREE QUARTER INCH EQUALS ONE FOOT — ONE HALF INCH EQUALS ONE FOOT — THREE EIGHTH INCH EQUALS ONE FOOT — ONE QUARTER INCH EQUALS ONE FOOT — ONE EIGHTH INCH EQUALS ONE FOOT

46

RETURN TO PLAN LIBRARY

FILE FOLDER NO. 2B

VA FORM 08-6231, FEB 1973