



SERVICE  
BUILDING  
(BLDG. 3001)

**AERIAL IMAGE - SITE**


**SALISBURY NATIONAL CEMETERY  
(HISTORIC SITE)**



U.S. Department of Veterans Affairs  
National Cemetery Administration

Drawing Title  
**SITE PLAN / PROJECT LOCATION**

Approved: Project Director

Project Title  
**2018 SERVICE BUILDING  
RENOVATIONS**

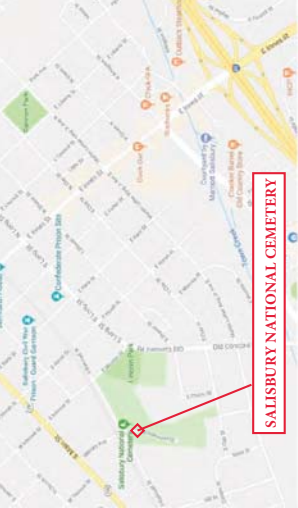
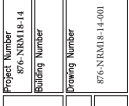
Project Number  
876-NM18-14

Drawing Number  
876-NM18-14-001

Location  
SALISBURY NATIONAL CEMETERY

Date  
MARCH 30, 2018

Drawn  
RHH



**LOCATION MAP - REGION**



**AERIAL IMAGE - REGION**

**GENERAL PROJECT NOTES**

1. THE CONTRACTOR SHALL FURNISH ALL TOOLS, LABOR, MATERIALS, EQUIPMENT, SERVICES, AND RELATED SERVICES TO PERFORM WORK DESCRIBED WITHIN THE CONTRACT, STATEMENT OF WORK, AND TECHNICAL SPECIFICATION.
2. CONTRACTOR SHALL READ AND COMPLY WITH ALL CONDITIONS OF THIS CONTRACT INCLUDING THE TECHNICAL SPECIFICATION AS IT RELATES TO ALL REQUIREMENTS, PRODUCTS & MATERIALS, SUBMITTALS, TESTING, AND EXECUTION.
3. CONTRACTOR IS REQUIRED TO INSPECT THE SITE WHERE WORK IS TO BE PERFORMED AND TO SATISFY HIS OR HER SELF REGARDING ALL GENERAL AND LOCAL CONDITIONS THAT MAY AFFECT THE COST OF CONTRACT PERFORMANCE.
4. CONTRACTOR SHALL PAY FOR PRIVATE LOCATOR TO LOCATE ALL UNDERGROUND UTILITIES WITHIN THE PROJECT AREAS. THERE SHALL BE NO EXCAVATION UNTIL ALL UTILITIES HAVE BEEN LOCATED AND MARKED IN THE FIELD.
5. CONTRACTOR SHALL CONDUCT WORK WITH THE SPECIAL CARE, REVERENCE, DIGNITY, AND RESPECT THAT ACKNOWLEDGE THE CEMETERY AS THE FINAL RESTING PLACE THAT COMMEMORATES THE SERVICE AND SACRIFICE THAT SERVICE MEMBERS, VETERANS AND THEIR FAMILIES MADE FOR OUR NATION.
6. CONTRACTOR SHALL KEEP THE PROJECT WORK SITE CLEAN AND TIGHTLY AT ALL TIME. AT THE END OF EACH WORK DAY, ALL MATERIAL AND EQUIPMENT SHALL BE STORED IN A DESIGNATED PLACE PER THE CEMETERY DIRECTOR OR C.O.R.



**SERVICE BUILDING**

**REMOVE AND DISPOSE OF STEEL DOORS, FRAMES, AND BARN BOARD WALL ADDITION.**

**REMOVE AND DISPOSE OF STEEL DOORS, FRAMES, AND BARN BOARD WALL ADDITION.**

WEST VIEW - REAR SIDE

**SERVICE BUILDING**

**REMOVE AND DISPOSE OF METAL BOX AND CONDUIT.**

**REMOVE AND DISPOSE OF METAL  
BOX AND CONDUIT.**

**EAST VIEW - FRONT SIDE**

**SALISBURY NATIONAL CEMETERY  
(HISTORIC SITE)**



U.S. Department of Veterans Affairs  
National Cemetery Administration

Drawing Title	DEMOLITION PLAN
Approved: Project Director	

Project Title	2018 SERVICE BUILDING RENOVATIONS		
Location	SALISBURY NATIONAL CEMETERY		
Date	MARCH 30, 2018	Checked	Drawn

Project Number	876-NRM18-14
Building Number	

Project Number	876-NRM18-14
Building Number	
Drawing Number	876-NRM18-14-002



1. CONTRACTOR MUST VISIT THE SITE AND STUDY EXISTING PHYSICAL CONDITIONS, REVIEW CONTRACT DOCUMENTS, MAKE TIMELY AND COMPLETE SUBMISSIONS BEFORE CONDUCTING ANY WORK.
2. CONTRACTOR IS COMPLETELY RESPONSIBLE TO OBTAIN AND PAY FOR ALL FEDERAL, STATE, COUNTY, CITY, AND LOCAL PERMITS REQUIRED TO COMPLETE THE WORK. THIS SHALL INCLUDE ALL APPLICATIONS, FEES, AND PLAN SUBMITTALS AS REQUIRED FOR STORMWATER MANAGEMENT AND EROSION AND SEDIMENT CONTROL.
3. THE CONTRACTOR SHALL NOTIFY THE CONTRACTING OFFICER REPRESENTATIVE (COR) THREE DAYS PRIOR TO COMMENCEMENT OF ANY DEMOLITION OPERATIONS. THERE WILL BE NO DEMOLITION WORK STARTED UNLESS CONTRACTOR HAS MARKED ALL UNDERGROUND UTILITIES AND INSTALLED ALL SOIL EROSION & SEDIMENT CONTROL MEASURES IN PLACE.
4. DEMOLITION WORK SHALL BE DONE IN A MANNER WHICH WILL NOT CAUSE UNNECESSARY INCONVENIENCE OR DANGER TO USERS OF THE ADJACENT SITE AND NOT INTERFERE WITH ITS OPERATION.
5. CONTRACTOR IS RESPONSIBLE FOR VERIFICATION OF ALL UTILITY INFORMATION AND COORDINATION WITH SERVICE PROVIDERS. THE CONTRACTOR IS RESPONSIBLE TO VERIFY WITH EACH UTILITY COMPANY AND OR AGENT WHO IS RESPONSIBLE TO REMOVE OR RELOCATE EACH EXISTING UTILITY.
6. IT SHALL BE THE RESPONSIBILITY OF THE CONTRACTOR TO BEAR THE COST FOR THE REMOVAL, TERMINATION, OR RELOCATION OF UTILITIES IF THE UTILITY COMPANY DOES NOT BEAR THE RESPONSIBILITY OF THE WORK OR THE COST.
7. CONTRACTOR IS RESPONSIBLE TO ENSURE PUBLIC PEDESTRIAN AND VEHICULAR ACCESS ROUTES TO FACILITIES AND BURIAL SITES SHALL BE PROVIDED AT ALL TIMES.
8. CONTRACTOR SHALL PROVIDE ALL TRAFFIC CONTROL TO PERFORM WORK. TRAFFIC CONTROL MEASURES SHALL BE IN CONFORMANCE WITH LOCAL AND STATE DOT STANDARDS AND SPECIFICATIONS. CONTRACTOR SHALL COORDINATE AND MAKE SUBMITTAL OF ALL TRAFFIC CONTROL MEASURES WITH COR AND CEMETERY DIRECTOR PRIOR TO INSTALLATION.
9. ALL STRUCTURES, UTILITIES, PAVEMENT AND TREES NOT DESIGNATED TO BE REMOVED SHALL BE PROTECTED DURING CONSTRUCTION. CONTRACTOR SHALL REPAIR AND / OR REPLACE ANY SITE ELEMENT THAT IS TO REMAIN THAT IS DAMAGED AT NO ADDITIONAL COST TO THE GOVERNMENT.
10. REMOVAL OF EXISTING CONCRETE, PAVEMENT, OR OTHER PAD AREAS SHALL INCLUDE ALL SOIL AND AGGREGATE BASE MATERIAL AREAS TO BE REMOVED SHALL BE SAW-CUT CLEAN, NEAT, AND TRUE TO LINE.
11. EXCESS AND OR UNSUITABLE MATERIALS FROM DEMOLITION / CONSTRUCTION ACTIVITIES SHALL BE PROPERLY DISPOSED OF OFF-SITE. CONTRACTOR SHALL PROVIDE ALL LABOR, EQUIPMENT, AND MATERIALS TO EXCAVATE, TRANSPORT, PLACE, AND DISPOSE OF SUCH MATERIAL AS PART OF THE WORK.





WINDOW NO. 1



GARAGE DOOR "A"



WINDOW NO. 2



GARAGE DOOR "B"



EXTERIOR RENOVATION-EAST VIEW

### EXTERIOR IMPROVEMENT NOTES

- CONTRACTOR SHALL CONDUCT "WINDOW REPLACEMENT" OF WINDOWS NO. 1 & NO.2. WORK WILL INCLUDE THE REMOVAL AND REPLACEMENT OF WOOD SILL AND FRAME. PROVIDE AND INSTALL WINDOWS TO MATCH EXISTING WINDOW ON NORTH END BUILDING ADDITION. ALL WORK SHALL BE IN CONFORMANCE WITH DIVISION 1 – "GENERAL REQUIREMENTS", DIVISION 8 – "DOORS AND WINDOWS" AND DIVISION 9 – "FINISHES".
- CONTRACTOR SHALL CONDUCT "GARAGE DOOR REPLACEMENT" OF GARAGE DOOR'S "A" & "B". WORK WILL INCLUDE THE REMOVAL AND REPLACEMENT WITH AN ALUMINUM "OVERHEAD ROLL-UP DOOR" THAT IS SIMILAR TO THE EXISTING BAY DOOR LOCATED ON THE NORTH END BUILDING ADDITION. ALL WORK SHALL BE IN CONFORMANCE WITH DIVISION 1 – "GENERAL REQUIREMENTS" AND SECTION 08 33 24 "OVERHEAD ROLL-UP DOORS".
- CONTRACTOR SHALL CONDUCT "PAINTING OF EXTERIOR WOOD" ON ALL SIDES AND ALL SECTIONS OF THE SERVICE BUILDING. WORK WILL INCLUDE SCRAPING AND CHIPPING OF PAINTED WOOD SURFACES, PROVIDING TWO COATS OF PRIMER, AND TWO COATS OF PAINT TO MATCH THE EXISTING WOOD TRIM AROUND BUILDING, WINDOWS, AND GARAGE DOOR OPENINGS. ALL WORK SHALL BE IN CONFORMANCE WITH DIVISION 1 – "GENERAL REQUIREMENTS" AND SECTION 09 91 00 "PAINTING OF EXTERIOR WOOD".
- CONTRACTOR SHALL CONDUCT "EXTERIOR STUCCO MAINTENANCE AND REPAIR" ON ALL SIDES OF THE SERVICE BUILDING. IT IS REQUIRED THAT THE WORK ON THE WEST SIDE OF THE BUILDING WILL BE LIMITED TO CLEANING, CRACK REPAIRS, AND PAINTING OF NEW AND EXISTING STUCCO SURFACES. ALL WORK SHALL BE IN CONFORMANCE WITH DIVISION 1 – "GENERAL REQUIREMENTS" AND SECTION 04 02 00 "HISTORIC STUCCO MAINTENANCE & REPAIR".
- CONTRACTOR SHALL CONDUCT "GUTTER REPLACEMENT & REPAIR" ON ALL SIDES OF THE "ORIGINAL" SERVICE BUILDING INCLUDING DOWNSPOUT RELOCATION AND SECURING FOR A COMPLETE SYSTEM. IT IS REQUIRED THAT THE WORK ON THE WEST SIDE INCLUDE REINSTALLING THE GUTTER TO DRAIN TO THE SOUTH AND RELOCATION OF THE DOWNSPOUT AND NEW OUTLET AS SHOWN ON THE DRAWING. ALL WORK SHALL BE IN CONFORMANCE WITH DIVISION 1 – "GENERAL REQUIREMENTS" AND SECTION 07 71 23 "GUTTER REPLACEMENT & REPAIR".
- CONTRACTOR SHALL CONDUCT "EXTERIOR SECURITY LIGHTING IMPROVEMENTS" ON THE EXTERIOR OF THE SERVICE BUILDING. THE MISCELLANEOUS IMPROVEMENTS REQUIRED FOR THE WEST SIDE OF THE SERVICE BUILDING INCLUDE THE REMOVAL OF THE EXISTING FLOOD LIGHT OVER THE GARAGE DOOR AND FURNISHING AND INSTALLING A LED WALL PACK FIXTURE CENTERED ABOVE GARAGE DOOR "A" AND JUST BELOW THE ROOF GUTTER. ALL WORK SHALL BE IN CONFORMANCE WITH DIVISION 1 – "GENERAL REQUIREMENTS" AND SECTION 26 56 10 "LED EXTERIOR LIGHTING".


**SALISBURY NATIONAL CEMETERY  
(HISTORIC SITE)**



**U.S. Department of Veterans Affairs  
National Cemetery Administration**

Drawing Title  
**EXTERIOR RENOVATION - EAST VIEW**  
Approved: Project Director

Project Title

**2018 SERVICE BUILDING  
RENOVATIONS**

Project Number  
876-NM18-14

Drawing Number

Project Number  
876-NM18-14-003

Location  
SALISBURY NATIONAL CEMETERY

Date  
MARCH 30, 2018

Revised  
N/A

Drawn  
N/A

Project Number  
876-NM18-14

Drawing Number

Project Number  
876-NM18-14-003

Location  
SALISBURY NATIONAL CEMETERY

Date  
MARCH 30, 2018

Revised  
N/A

Drawn  
N/A

Project Number  
876-NM18-14

Drawing Number

Project Number  
876-NM18-14-003

Location  
SALISBURY NATIONAL CEMETERY

Date  
MARCH 30, 2018

Revised  
N/A

Drawn  
N/A

Project Number  
876-NM18-14

Drawing Number

Project Number  
876-NM18-14-003

Location  
SALISBURY NATIONAL CEMETERY

Date  
MARCH 30, 2018

Revised  
N/A

Drawn  
N/A

Project Number  
876-NM18-14

Drawing Number

Project Number  
876-NM18-14-003

Location  
SALISBURY NATIONAL CEMETERY

Date  
MARCH 30, 2018

Revised  
N/A

Drawn  
N/A

Project Number  
876-NM18-14

Drawing Number

Project Number  
876-NM18-14-003

Location  
SALISBURY NATIONAL CEMETERY

Date  
MARCH 30, 2018

Revised  
N/A

Drawn  
N/A

Project Number  
876-NM18-14

Drawing Number

Project Number  
876-NM18-14-003

Location  
SALISBURY NATIONAL CEMETERY

Date  
MARCH 30, 2018

Revised  
N/A

Drawn  
N/A

Project Number  
876-NM18-14

Drawing Number

Project Number  
876-NM18-14-003

Location  
SALISBURY NATIONAL CEMETERY

Date  
MARCH 30, 2018

Revised  
N/A

Drawn  
N/A

Project Number  
876-NM18-14

Drawing Number

Project Number  
876-NM18-14-003

Location  
SALISBURY NATIONAL CEMETERY

Date  
MARCH 30, 2018

Revised  
N/A

Drawn  
N/A

Project Number  
876-NM18-14

Drawing Number

Project Number  
876-NM18-14-003

Location  
SALISBURY NATIONAL CEMETERY

Date  
MARCH 30, 2018

Revised  
N/A

Drawn  
N/A

Project Number  
876-NM18-14

Drawing Number

Project Number  
876-NM18-14-003

Location  
SALISBURY NATIONAL CEMETERY

Date  
MARCH 30, 2018

Revised  
N/A

Drawn  
N/A

Project Number  
876-NM18-14

Drawing Number

Project Number  
876-NM18-14-003

Location  
SALISBURY NATIONAL CEMETERY

Date  
MARCH 30, 2018

Revised  
N/A

Drawn  
N/A

Project Number  
876-NM18-14

Drawing Number

Project Number  
876-NM18-14-003

Location  
SALISBURY NATIONAL CEMETERY

Date  
MARCH 30, 2018

Revised  
N/A

Drawn  
N/A

Project Number  
876-NM18-14

Drawing Number

Project Number  
876-NM18-14-003

Location  
SALISBURY NATIONAL CEMETERY

Date  
MARCH 30, 2018

Revised  
N/A

Drawn  
N/A

Project Number  
876-NM18-14

Drawing Number

Project Number  
876-NM18-14-003

Location  
SALISBURY NATIONAL CEMETERY

Date  
MARCH 30, 2018

Revised  
N/A

Drawn  
N/A

Project Number  
876-NM18-14

Drawing Number

Project Number  
876-NM18-14-003

Location  
SALISBURY NATIONAL CEMETERY

Date  
MARCH 30, 2018

Revised  
N/A

Drawn  
N/A

Project Number  
876-NM18-14

Drawing Number

Project Number  
876-NM18-14-003

Location  
SALISBURY NATIONAL CEMETERY

Date  
MARCH 30, 2018

Revised  
N/A

Drawn  
N/A

Project Number  
876-NM18-14

Drawing Number

Project Number  
876-NM18-14-003

Location  
SALISBURY NATIONAL CEMETERY

Date  
MARCH 30, 2018

Revised  
N/A

Drawn  
N/A

Project Number  
876-NM18-14

Drawing Number

Project Number  
876-NM18-14-003

Location  
SALISBURY NATIONAL CEMETERY

Date  
MARCH 30, 2018

Revised  
N/A

Drawn  
N/A

Project Number  
876-NM18-14

Drawing Number

Project Number  
876-NM18-14-003

Location  
SALISBURY NATIONAL CEMETERY

Date  
MARCH 30, 2018

Revised  
N/A

Drawn  
N/A

Project Number  
876-NM18-14

Drawing Number

Project Number  
876-NM18-14-003

Location  
SALISBURY NATIONAL CEMETERY

Date  
MARCH 30, 2018

Revised  
N/A

Drawn  
N/A

Project Number  
876-NM18-14

Drawing Number

Project Number  
876-NM18-14-003

Location  
SALISBURY NATIONAL CEMETERY

Date  
MARCH 30, 2018

Revised  
N/A

Drawn  
N/A

Project Number  
876-NM18-14

Drawing Number

Project Number  
876-NM18-14-003

Location  
SALISBURY NATIONAL CEMETERY

Date  
MARCH 30, 2018

Revised  
N/A

Drawn  
N/A

Project Number  
876-NM18-14

Drawing Number

Project Number  
876-NM18-14-003

Location  
SALISBURY NATIONAL CEMETERY

Date  
MARCH 30, 2018

Revised  
N/A

Drawn  
N/A

Project Number  
876-NM18-14

Drawing Number

Project Number  
876-NM18-14-003

Location  
SALISBURY NATIONAL CEMETERY

Date  
MARCH 30, 2018

Revised  
N/A

Drawn  
N/A

Project Number  
876-NM18-14

Drawing Number

Project Number  
876-NM18-14-003

Location  
SALISBURY NATIONAL CEMETERY

Date  
MARCH 30, 2018

Revised  
N/A

Drawn  
N/A

Project Number  
876-NM18-14

Drawing Number

Project Number  
876-NM18-14-003

Location  
SALISBURY NATIONAL CEMETERY

Date  
MARCH 30, 2018

Revised  
N/A

Drawn  
N/A

Project Number  
876-NM18-14

Drawing Number

Project Number  
876-NM18-14-003

Location  
SALISBURY NATIONAL CEMETERY

Date  
MARCH 30, 2018

Revised  
N/A

Drawn  
N/A

Project Number  
876-NM18-14

Drawing Number

Project Number  
876-NM18-14-003

Location  
SALISBURY NATIONAL CEMETERY

Date  
MARCH 30, 2018

Revised  
N/A

Drawn  
N/A

Project Number  
876-NM18-14

Drawing Number

Project Number  
876-NM18-14-003

Location  
SALISBURY NATIONAL CEMETERY

Date  
MARCH 30, 2018

Revised  
N/A

Drawn  
N/A

Project Number  
876-NM18-14

Drawing Number

Project Number  
876-NM18-14-003

Location  
SALISBURY NATIONAL CEMETERY

Date  
MARCH 30, 2018

Revised  
N/A

Drawn  
N/A

Project Number  
876-NM18-14

Drawing Number

Project Number  
876-NM18-14-003

Location  
SALISBURY NATIONAL CEMETERY

Date  
MARCH 30, 2018

Revised  
N/A

Drawn  
N/A

Project Number  
876-NM18-14

Drawing Number

Project Number  
876-NM18-14-003

Location  
SALISBURY NATIONAL CEMETERY

Date  
MARCH 30, 2018

Revised  
N/A

Drawn  
N/A

Project Number  
876-NM18-14

Drawing Number

Project Number  
876-NM18-14-003

Location  
SALISBURY NATIONAL CEMETERY

Date  
MARCH 30, 2018

Revised  
N/A

Drawn  
N/A

Project Number  
876-NM18-14

Drawing Number

Project Number  
876-NM18-14-003

Location  
SALISBURY NATIONAL CEMETERY

Date  
MARCH 30, 2018

Revised  
N/A

Drawn  
N/A

Project Number  
876-NM18-14

Drawing Number

Project Number  
876-NM18-14-003

Location  
SALISBURY





## WINDOW NO. 7

SEE NOTE NO. 2

SEE NOTE NO. 4

SEE NOTE NO. 5

SEE NOTE NO. 6

SEE NOTE NO. 3


4 5 6 7

SEE DEMOLITION PLAN  
SEE NOTE NO. 2

6. CONTRACTOR SHALL CONDUCT "EXTERIOR SECURITY LIGHTING IMPROVEMENTS" ON THE EXTERIOR OF THE SERVICE BUILDING. THE IMPROVEMENTS REQUIRED FOR THE EAST SIDE OF THE SERVICE BUILDING INCLUDE THE REMOVAL OF THE EXISTING FLOOD LIGHT ABOVE THE PORCH ROOF AND FURNISHING AND INSTALLING A LED WALL PACK FIXTURE CENTERED OVER THE PORCH ROOF JUST BELOW THE ROOF GUTTER. ALL WORK SHALL BE IN CONFORMANCE WITH DIVISION 1 – "GENERAL REQUIREMENTS" AND SECTION 26-56.10 "LED EXTERIOR LIGHTINGS" REQUIREMENTS.

Project Title	2018 SERVICE BUILDING RENOVATIONS	
Location	SALISBURY NATIONAL CEMETERY	
Date	Checked	Drawn
MARCH 30, 2018		RJH





DOWNSPOUT NO.2 & NO.3




DOWNSPOUT NO.2



ROOF GABLE - SOUTH END



WINDOW NO. 3



EXTERIOR RENOVATION-NORTH VIEW

EXTERIOR IMPROVEMENT NOTES

1. CONTRACTOR SHALL CONDUCT "WINDOW REPLACEMENT" OF WINDOW NO. 3. WORK INCLUDES THE REMOVAL AND REPLACEMENT OF WOOD SILL AND FRAME. PROVIDE AND INSTALL WINDOWS TO MATCH EXISTING WINDOW ON NORTH END BUILDING ADDITION. ALL WORK SHALL BE IN CONFORMANCE WITH DIVISION 1 - "GENERAL REQUIREMENTS", DIVISION 8 - "DOORS AND WINDOWS" AND DIVISION 9 - "FINISHES".
2. CONTRACTOR SHALL CONDUCT "SELECT DEMOLITION" OF EXISTING EXTERIOR WOOD SIDING, METAL DOORS AND FRAMES OF THE SHED ADDITION LOCATED ON THE SOUTHEAST CORNER OF THE SERVICE BUILDING. ALL WORK SHALL BE IN CONFORMANCE WITH DIVISION 1 - "GENERAL REQUIREMENTS" AND SECTION 02 41 10 "SELECT DEMOLITION".
3. CONTRACTOR SHALL CONDUCT "PAINTING OF EXTERIOR WOOD" ON ALL SIDES AND ALL SECTIONS OF THE SERVICE BUILDING. WORK WILL INCLUDE SCRAPING AND CHIPPING OF PAINTED WOOD SURFACES, PROVIDING TWO COATS OF PRIMER, AND TWO COATS OF PAINT TO MATCH THE EXISTING WOOD TRIM AROUND BUILDING, WINDOWS, AND GARAGE DOOR OPENINGS. ALL WORK SHALL BE IN CONFORMANCE WITH DIVISION 1 - "GENERAL REQUIREMENTS" AND SECTION 09 91 00 "PAINTING OF EXTERIOR WOOD".
4. CONTRACTOR SHALL CONDUCT "EXTERIOR STUCCO MAINTENANCE AND REPAIR" ON ALL SIDES OF THE SERVICE BUILDING. IT IS REQUIRED THAT THE WORK ON THE SOUTH AND EAST SIDE OF THE BUILDING INCLUDES CLEANING, CRACK REPAIRS, STUCCO REPAIR WORK, PROVIDING WATER REPELLENT SEALER TO THE LOWER WALL, AND PAINTING OF NEW AND EXISTING STUCCO SURFACES. ALL WORK SHALL BE IN CONFORMANCE WITH DIVISION 1 - "GENERAL REQUIREMENTS" AND SECTION 04 02 00 "HISTORIC STUCCO MAINTENANCE & REPAIR".
5. CONTRACTOR SHALL CONDUCT "GUTTER REPLACEMENT & REPAIR" ON ALL SIDES OF THE "ORIGINAL" SERVICE BUILDING. THE WORK REQUIRED ON THE SOUTHEAST CORNER INCLUDES REMOVAL AND REPLACEMENT OF DOWNSPOUTS, FABRICATING AND INSTALLING OF WATERTIGHT GUTTER BOX, PROVIDING ALL NEW RIGID AND RUSTPROOF FASTENERS ONCE STUCCO REPAIR AND STUCCO PAINTING HAVE BEEN PERFORMED. ALL WORK SHALL BE IN CONFORMANCE WITH DIVISION 1 - "GENERAL REQUIREMENTS" AND SECTION 07 71 23 "GUTTERS AND DOWNSPOUTS".


SALISBURY NATIONAL CEMETERY  
(HISTORIC SITE)



U.S. Department of Veterans Affairs  
National Cemetery Administration

Drawing Title  
EXTERIOR RENOVATION  
NORTH VIEW

Approved: Project Director

Project Title  
2018 SERVICE BUILDING  
RENOVATIONS

Location  
SALISBURY NATIONAL CEMETERY

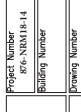
Project Number  
876-NM018-14

Drawing Number  
876-NM018-14-005


Scale  
AS SHOWN

Date  
MARCH 30, 2018


Drawn  
RHH







REMOVE AND DISPOSE THE EXISTING HEAT PUMP, FURNISH AND INSTALL REPLACEMENT HEAT PUMP, SEE SPEC SECTION 23 05 11 HVAC IMPROVEMENTS. (SEE NOTE NO. 1)



## HEAT PUMP REPLACEMENT

## EYEWASH STATION – WATER HEATER

## MAINTENANCE SHOP – ELECTRIC HEATER

## OUTDOOR LIGHTS TIMER

CONTRACTOR TO REMOVE AND DISPOSE OF EXISTING HEAT PUMP. REPLACE WITH HEAT PUMP 1 PHASE 240V, MIN 1.5 TON, MAX 30 AMP. REPLACE WIRE AND BREAKER. (SEE NOTE NO. 1)

**CONTRACTOR TO REPLACE LINE SETS  
BETWEEN AHU AND HEAT PUMP AND  
REPLACE PROGRAMABLE THERMOSTAT  
AS PART OF "HVAC IMPROVEMENTS"**

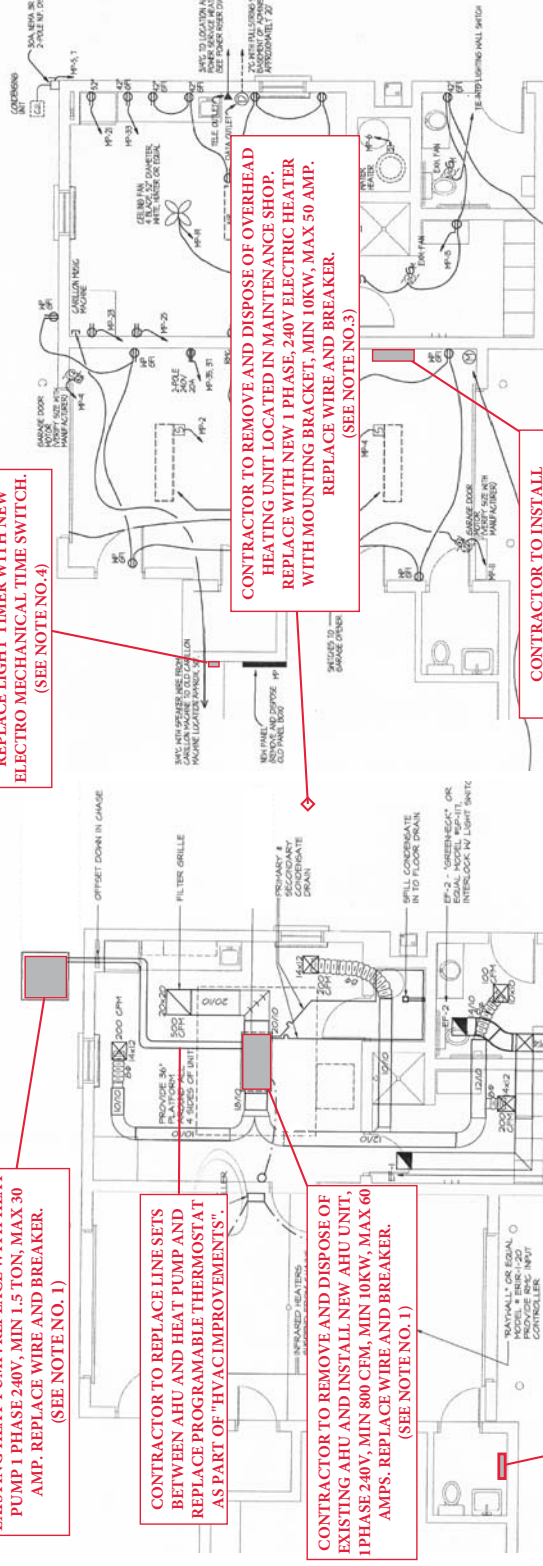
CONTRACTOR TO REMOVE AND DISPOSE OF EXISTING AHU AND INSTALL NEW AHU UNIT, PHASE 240V, MIN 800 CFM, MIN 10KW, MAX 60 AMPS, REPLACE WIRE AND BREAKER.  
(SEE NOTE NO. 1)

CONTRACTOR TO REMOVE EXISTING HEATER  
AND REPLACE WITH ELECTRIC WALL UNIT  
HEATER, 1 PHASE 120V, MIN 1500 WATTS, MAX  
AMP. REPLACE WIRE AND BREAKER, REPAIR  
AND PAINT WALL IN AREA OF THE UNIT.  
(SEE NOTE NO. 3)

CONTRACTOR TO REMOVE AND  
REPLACE LIGHT TIMER WITH NEW  
ELECTRO MECHANICAL TIME SWITCH.  
(SEE NOTE NO.4)

CONTRACTOR TO REMOVE AND DISPOSE OF OVERHEAD HEATING UNIT LOCATED IN MAINTENANCE SHOP. REPLACE WITH NEW 1 PHASE, 240V ELECTRIC HEATER WITH MOUNTING BRACKET, MIN 10KW, MAX 50 AMP. REPLACE WIRE AND BREAKER.  
(SEE NOTE NO.3)

**CONTRACTOR TO INSTALL  
ELECTRIC TANKLESS WATER  
HEATER FOR EYEWASH STATION.  
SEE SPEC SECTION 22 33 13  
(SEE NOTE NO.2)**



## INTERIOR IMPROVEMENT NOTES

1. CONTRACTOR SHALL CONDUCT **"WAC IMPROVEMENTS"** OF EXISTING HEAT PANS LOCATED ON THE OUTSIDE NORTHWEST CORNER OF THE BUILDING AND REPLACEMENT OF THE AIR HANDLING UNIT LOCATED IN THE ATTIC OF THE NEW ADDITION. WORK WILL INCLUDE THE REMOVAL, DISPOSAL, AND REPLACING OF THE UNIT, ALONG WITH SUBMITTALS, START-UP SERVICES, AND PROVIDING O&M MANUALS. ALL WORK SHALL BE IN CONFORMANCE WITH DIVISION 1 – "GENERAL REQUIREMENTS" AND SECTION 23.05.11 "WAC IMPROVEMENTS".
2. CONTRACTOR SHALL CONDUCT **"EYE-WASH STATION IMPROVEMENTS"** ON THE EXISTING EYE-WASH STATION LOCATED ON THE EAST END OF THE SERVICE BAY IN THE BUILDING. ADJUST WORK WILL INCLUDE SUBMITTALS, MOUNTING, PLUMBING, WIRING TO NEARBY ELECTRICAL PANEL, PROVIDING ADJUNCT SIZE BREAKER, FURNISHING START-UP AND PROVIDING O&M MANUAL. ALL WORK SHALL BE IN CONFORMANCE WITH DIVISION 1 – "GENERAL REQUIREMENTS" AND SECTION 32.03.33 "INSTANTANEOUS ELECTRICAL HEATING WATER".
3. CONTRACTOR SHALL CONDUCT **"SPACE HEATING IMPROVEMENTS"** TO REPLACE 2 NON-WORKING HEATERS LOCATED IN THE LABORATORY OF THE BUILDING. THIS INCLUDES THE WALL UNIT LOCATED IN THE OVERPORTY AND THE OVERHEAD UNIT LOCATED IN THE MAINTENANCE SHOP. WORK WILL INCLUDE REMOVAL, DISPOSING, SUBMITTALS, FURNISHING, INSTALLING, PROVIDING NEW CONDUT AND BREAKER IN THE ELECTRICAL PANEL. ALL WORK SHALL BE IN CONFORMANCE WITH DIVISION 1 – "GENERAL REQUIREMENTS" AND SECTION 23.92.30 "ELECTRIC UNIT HEATERS".
4. CONTRACTOR SHALL CONDUCT **"LIGHTING CONTROLS IMPROVEMENTS"** TO REPLACE EXISTING LIGHT TIGHT SWITCH LOCATED JUST WEST OF THE ORIGINAL ELECTRICAL PANEL IN THE MAINTENANCE SHOP. WORK INCLUDES THE REMOVAL, DISPOSAL, SUBMITTALS, FURNISHING, INSTALLING THE UNIT, START-UP, AND PROVIDING O&M MANUAL. ALL WORK SHALL BE IN CONFORMANCE WITH DIVISION 1 – "GENERAL REQUIREMENTS" AND SECTION 36.40 "LIGHTING CONTROLS".

## MECHANICAL & POWER SCHEMATIC PLANS

	SALISBURY NATIONAL CEMETERY (HISTORIC SITE)			U.S. Department of Veterans Affairs National Cemetery Administration	Drawing Title  INTERIOR ELECTRO MECHANICAL IMPROVEMENTS  Approved: Project Director	Project Title 2018 SERVICE BUILDING RENOVATIONS	Project Number 876-NMIR-14	Building Number	Drawing Number 876-NMIR-14-006	
--	--	---	--	---	--	---	-------------------------------	-----------------	-----------------------------------	--