




(61)  
SHINTO



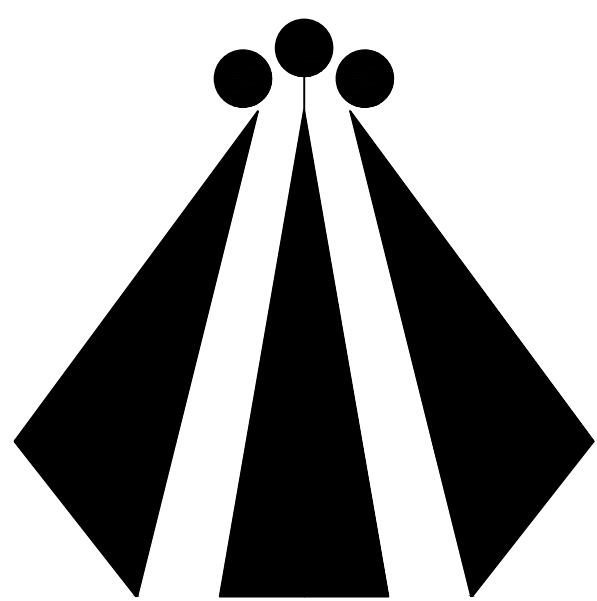
(62)  
SACRED HEART




(63)  
AFRICAN ANCESTRAL TRADITIONALIST



(64)  
MALTESE CROSS




(65)  
DRUID




(66)  
WISCONSIN EVANGELICAL LUTHERAN SYNOD



(67)  
POLISH NATIONAL CATHOLIC CHURCH



(98)  
ISLAMIC 5 POINTED STAR  
NOTE: THE ABOVE EMBLEM IS COPYRIGHT PROTECTED AND  
CANNOT BE MADE AVAILABLE FOR PUBLIC OR PRIVATE USE.



MOH US AIR FORCE



MOH US ARMY



MOH US NAVY, US MARINE CORPS, AND US COAST GUARD



1" = 1" GRAPHIC SCALE

E	ADDED EMBLEMS 62, 63, 64 AND 65.	01-18-17			
D	ADDED EMBLEM 61.	07-02-15	H	ADD NOTES TO GENERAL NOTES NUMBER 1 REPLACED NOTES TO GENERAL NOTES NUMBERS 2 AND 4. REVISED AE CONTRACTOR DETAILS.	12-09-17
B	REARRANGED ALL EMBLEMS TO FIT FULL SCALE SHEET LAYOUT. REVISED GENERAL NOTES. ADDED INDEX CHARTS	07-01-13	G	ADDED EMBLEM 66 AND 67.	11-24-17
---	SUPERSEDES DRAWING ID-4 SHEET 2 OF 2 DATED 12-2-99	06-05-03	F	ROTATED EMBLEM 63	01-23-17
Revisions		Date	Revisions		Date

GENERAL NOTES:  
1. ALL EMBLEMS WHEN USED ON STONE NICHE COVERS SHALL BE 2" AT THEIR LARGEST POINT TO POINT MEASUREMENT AND ALL OTHER  
AREAS IN EQUAL PROPORTION. ALL EMBLEMS ON FLAT MARKERS AND UPRIGHT HEADSTONES SHALL BE 3" AT THEIR LARGEST POINT TO  
POINT MEASUREMENT AND ALL OTHER AREAS SHALL BE IN EQUAL PROPORTION.  
2. INSCRIPTION DEPTHS ARE SHOWN IN THE TABLE AT THE UPPER LEFT CORNER OF DRAWING A-LFN&OC.  
3. ALL EMBLEMS ARE TO BE INCISED AS INDICATED BY SOLID LINE OR SOLID AREA. CLEAR AREAS TO REMAIN AS FINISHED SURFACE.  
4. THE CONTRACTOR MAY REDUCE THE EMBLEM'S DEPTH WHERE ELEMENTS OF THE DESIGN ARE SO DETAILED AS TO MAKE IT IMPRACTICAL  
TO ACHIEVE DEPTHS SHOWN IN THE TABLE OF DRAWING A-LFN&OC.



NATIONAL  
CEMETERY  
ADMINISTRATION

Drawing Title <b>EMBLEMS</b>		Project Title <b>GOVERNMENT HEADSTONES AND MARKERS</b>		All Contractor <b>PLANATE MANAGEMENT GROUP</b> 3631 Ransom Place, Alexandria, VA 22306		Date <b>DECEMBER 23, 2017</b>
Approved: Director, Memorial Programs Service Signed		Marker Type <b>ALL</b>	Checked <b>KEE/KS</b>	Drawn <b>MLT SYSTEMS</b>	Project No.	
Approved: Chief of Operations, Memorial Programs Service Signed		Location <b>A-EM-5.DWG 24" x 36" SHEET</b>		Drawn <b>JP/JN/IRN</b>	Checked <b>IRN</b>	Approved <b>CSJ</b>
				DRAWING NO. <b>A-EM-5</b>		Sheet <b>5</b> of <b>5</b>