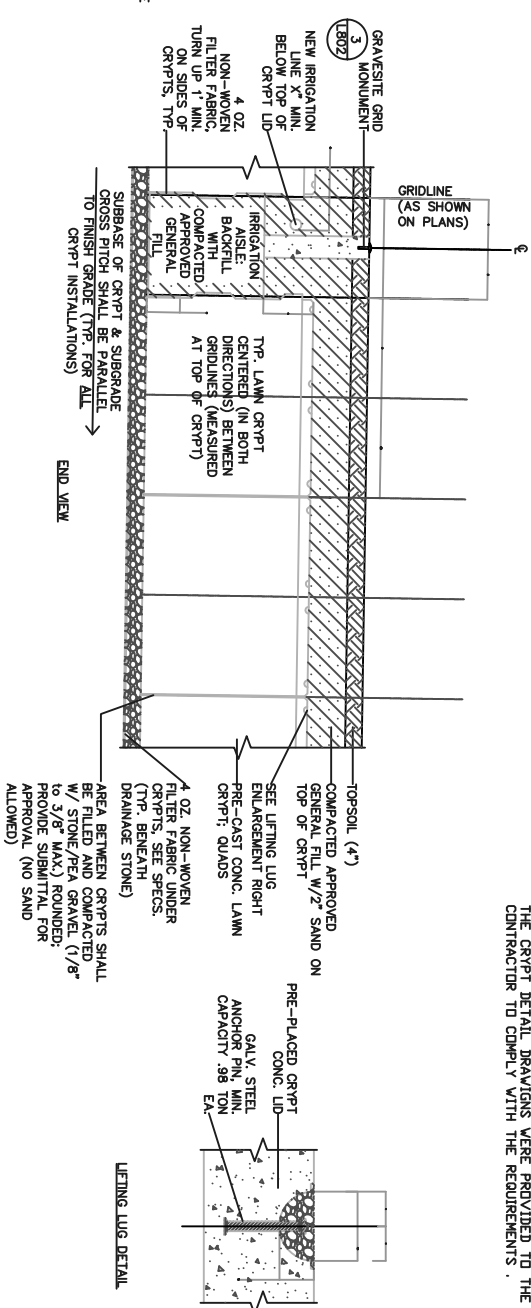
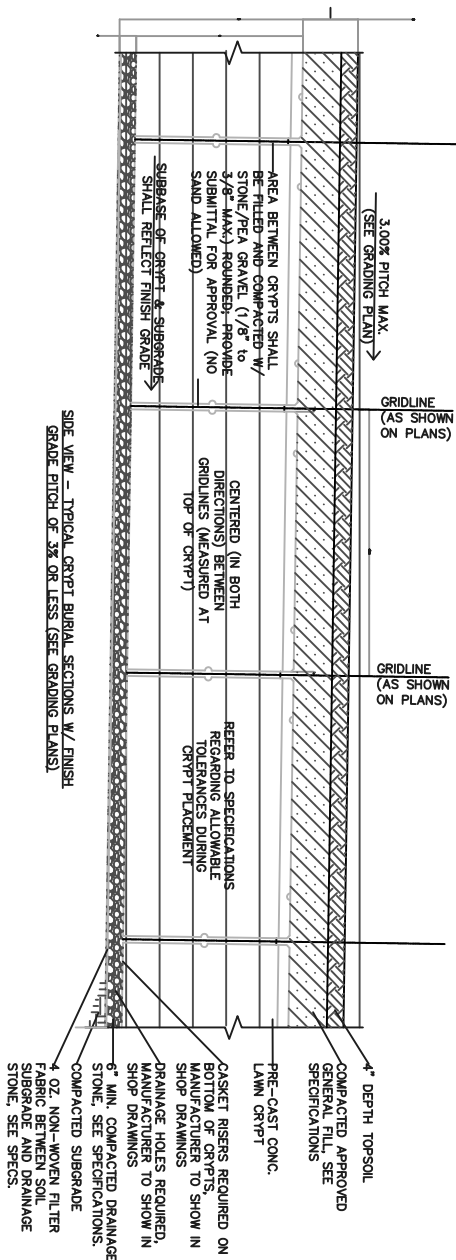


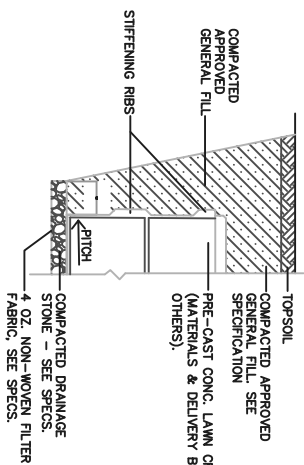
NOTE:
THE CRYPT DETAIL DRAWINGS WERE PROVIDED TO THE CONTRACTOR TO COMPLY WITH THE REQUIREMENTS .



CRYPT/MONUMENT LAYOUT GENERAL NOTE: LAYOUT OF DOUBLE-DEPTH CRYPTS SHALL BE BASED UPON THE LOCATIONAL DATA FOR THE GRAVESTONE MONUMENTS PROVIDED ON SHEETS 1202. REFER TO SHEET 1201 FOR ADDITIONAL INFORMATION. LOCATION OF MONUMENTS SHALL BE PLACED AS SHOWN ABOVE. FOR ADDITIONAL MONUMENTS NOT SHOWN, THE ACTUAL PLACEMENT OF ALL CRYPTS TO ENSURE ACCURATE MONUMENT PLACEMENT, CONTRACTOR SHALL HAND-EXCAVATE SUFFICIENT MATERIAL (IN THE PROXIMITY OF EACH MONUMENT) TO EXPOSE THE CRYPT UDS. REPLACE ALL EXCAVATED MATERIAL AFTER PLACEMENT OF MONUMENTS. MONUMENT PLACEMENT MUST BE BASED UPON THE ACTUAL INSTALLED CRYPT LOCATIONS. ANY DEVIATIONS (FROM THE PLANS) MUST BE RECORDED ON THE RECORD DRAWINGS.

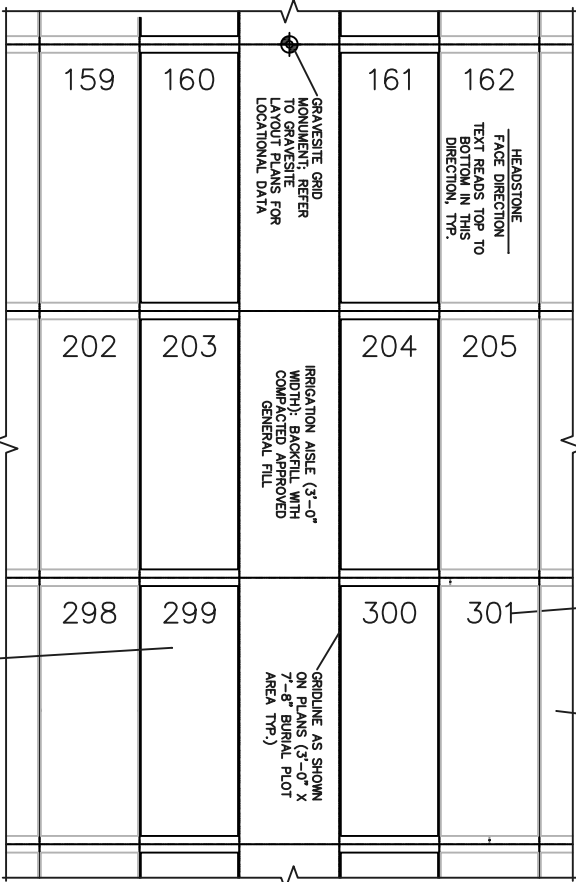
* MAINTAINING DEPTH OF COVER OVER ALL CRYPT LOTS IS CRITICAL. CONTRACTOR SHALL PROVIDE THE MEANS AND METHODS (AS APPROVED BY THE RESIDENT ENGINEER) TO VERIFY DEPTH OF COVER. DEFICIENCIES IN DEPTH (OR EXCESS) SHALL BE REMEDIED (TO THE SATISFACTION OF THE RESIDENT INSPECTOR) PRIOR TO ACCEPTANCE OF CRYPT INSTALLATION.

BLACK NUMBERS ON BOTH OUTSIDE OF CRYPT LIDS AS WELL AS THE INSIDE CRYPT WALL (BOTH AT THE HEADSTONE END); CONTRACTOR SHALL PAINT BOTH SETS OF THE NUMBERS ON THE CRYPT AFTER IT IS SET, INSPECTED AND APPROVED BY THE RESIDENT ENGINEER; NUMBERS MAY BE HAND WRITTEN IF DEEMED LEGIBLE BY RESIDENT ENGINEER. OTHERWISE NUMBERS MUST BE STENCILED (SEE SPECIFICATIONS)



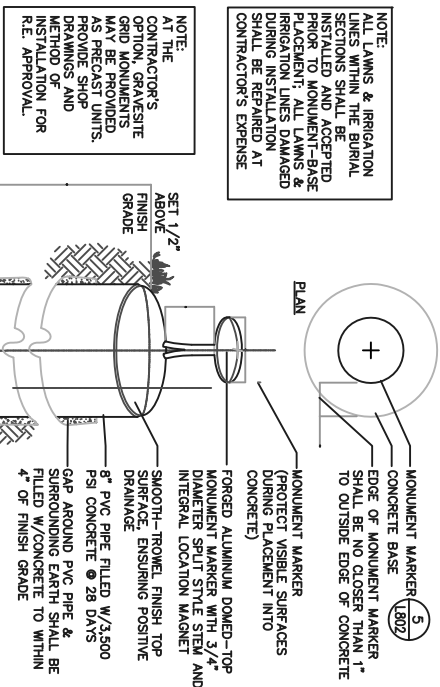
② CRYPT PERIMETER

SCALE: N.T.S.



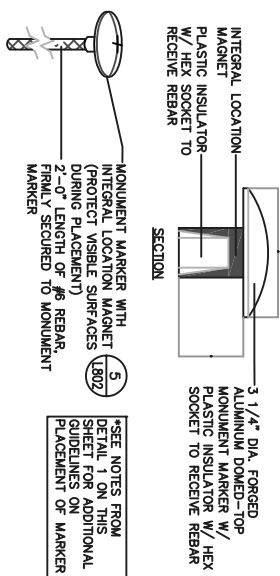
DOUBLE-DEPTH LAWN CRYPT INSTALLATION

SCALE: NTS



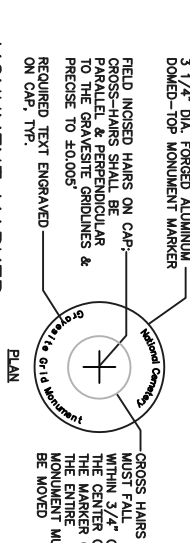
3 GRAVESITE GRID MONUMENT (IN CONCRETE)

SCALE: N.T.S.



GRAVESITE GRID MONUMENT

SCALE: N.T.S.



⑤ MONUMENT MARKER

SCALE: N.T.S.

[illegible]

Drawing Title
Crypt Details
Approved: Director
Approved: MSN

<div>Project Title</div> <div>500 Pre-Placed Crypts</div> <div>Request for Proposal</div>		
<div>Building Number</div>	<div>Checked</div> <div>LR</div>	<div>Drawn</div> <div>JLM</div>
<div>Location Keokuk National Cemetery</div> <div>Keokuk, Iowa</div>		

Date
DEC 15, 2011

Project No.
814-CM3-016

Drawing No.
3 of 3